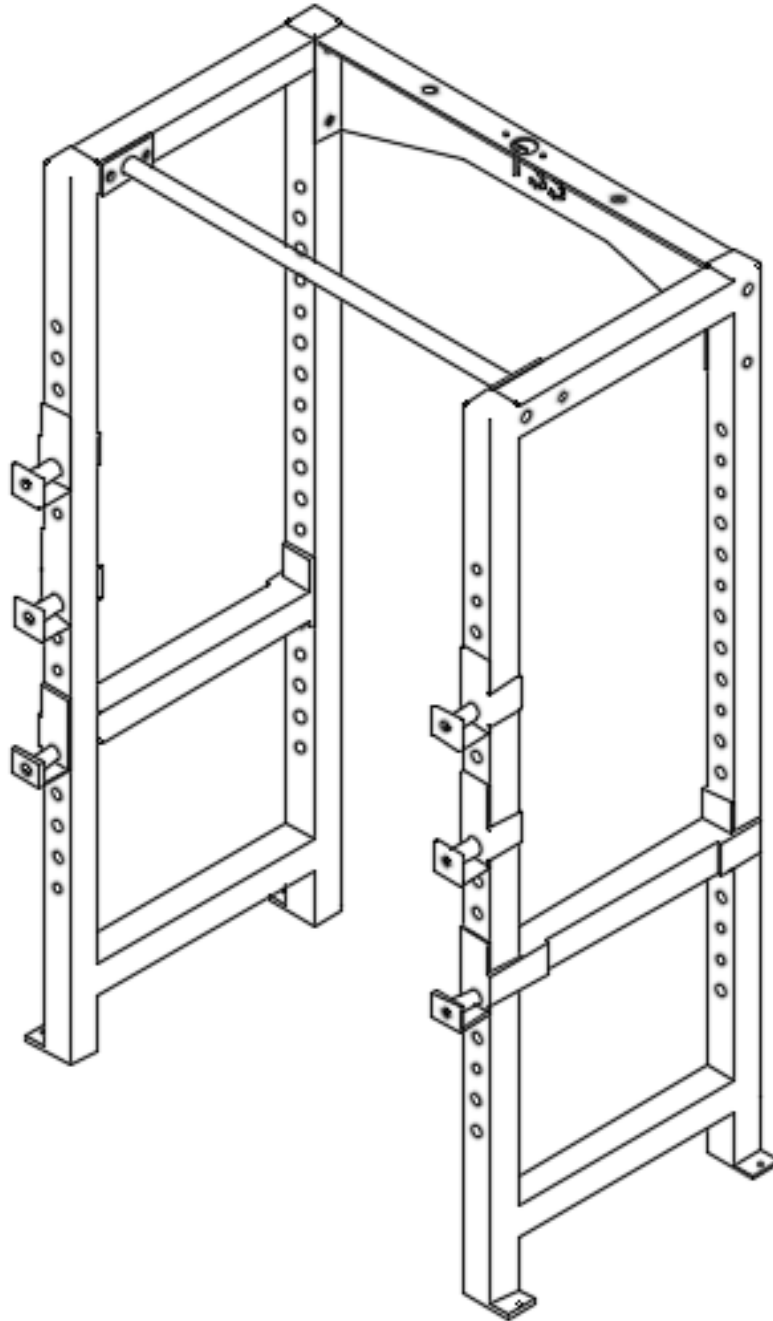


Basic 3x3 Power Rack



⚠ WARNING

Read all safety warnings, instructions and illustrations provided for this piece of strength equipment. Failure to follow all instructions listed below may result in serious injury or death. User assumes all potential risks of assembly or use of this product.

PERSONAL SAFETY

- Stay alert, watch what you are doing when assembling and operating the strength equipment. Do not use the strength equipment while you are tired or under the influence of drugs, alcohol or medication. A moment of inattention while operating or assembling the strength equipment may result in serious or fatal injury.

EQUIPMENT USE AND CARE

- Visually inspect all components in order to identify potential deformation or damage. If damages are observed, discontinue assembly and contact the manufacturer at shipping@texasstrengthsystems.com, wesz@texasstrengthsystems.com.
- Multiple components involved with assembly of this piece of strength equipment are above 50lbs and it is recommended that you have an additional person to assist in the positioning of these items.
- Ensure that all components are securely fastened before use.

Required Tools

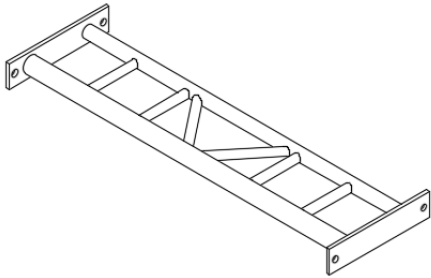
- Crescent Wrench
- 1 1/8" Socket and Wrench

Parts




3PR-001 | (x1) | Part A

OR



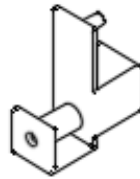
3PR-100 | (x1) | Part MB
(Upgrade; Replaces Part A)



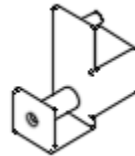
3PR-002 | (x2) | Part B



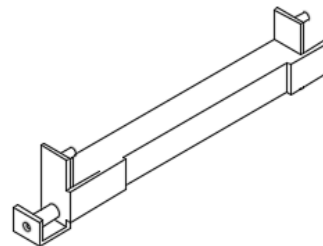
3PR-003 | (x1) | Part C



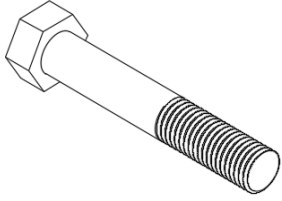
3PR-004 | (x2) | Part D



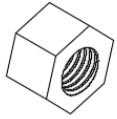
3PR-005 | (x2) | Part E



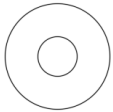
3PR-006 | (x2) | Part F



$\frac{3}{4}$ x 4.5" Bolt | (x8) | Part G



$\frac{3}{4}$ " Nut | (x8) | Part H



$\frac{3}{4}$ " Flat Washer | (x8) | Part I



$\frac{3}{4}$ " Lock Washer | (x8) | Part J

Assembly

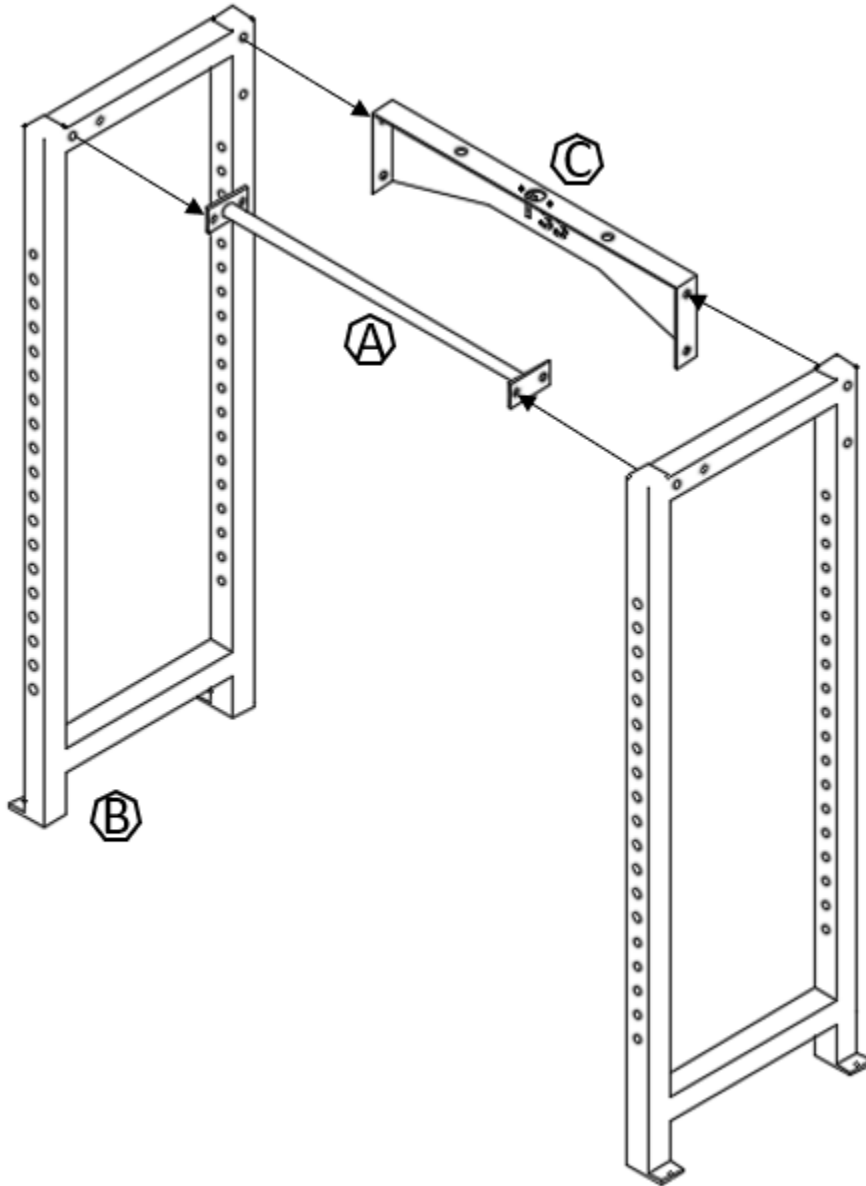


Image 1

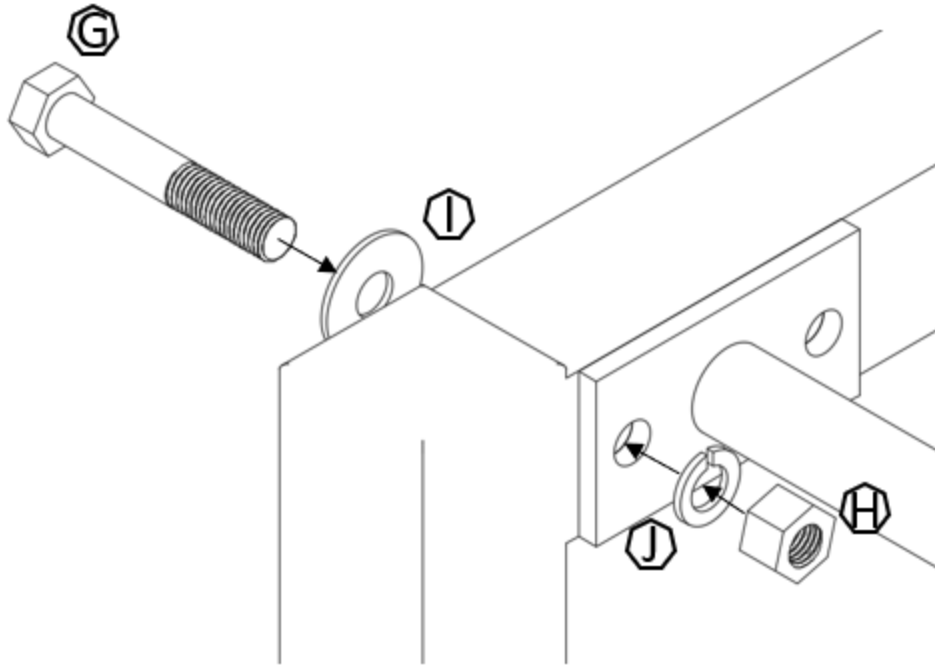


Image 2

Repeat image above for all holes in part C and part A

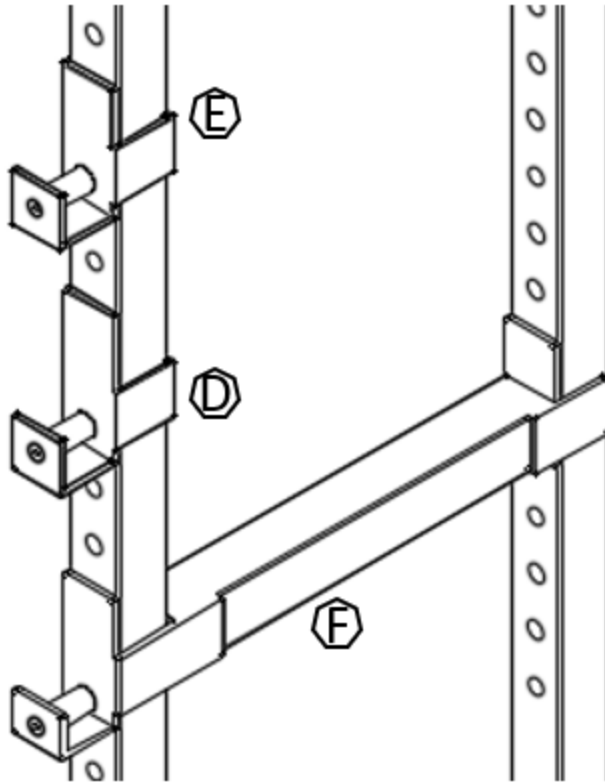
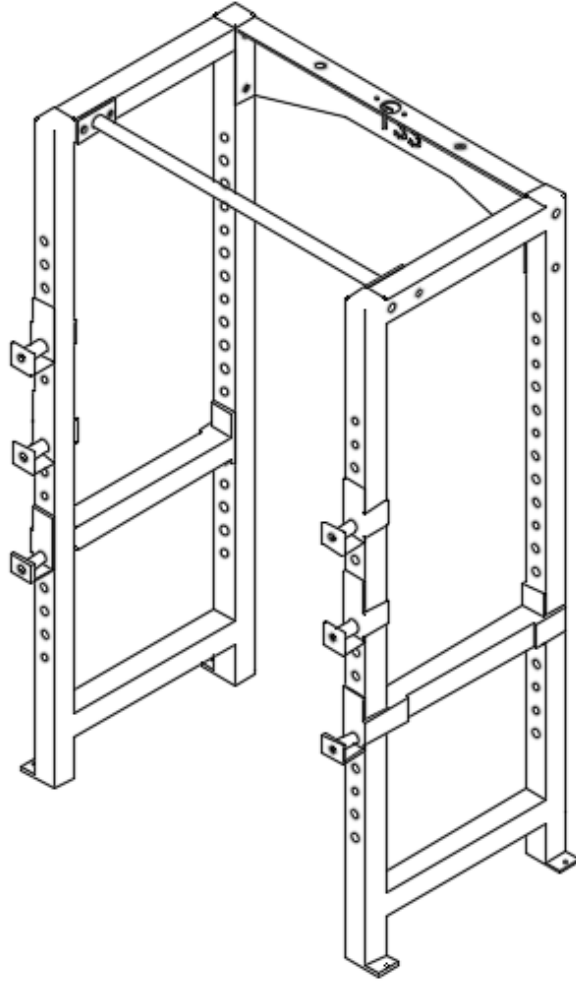


Image 3

Place parts D, E, and F in desired location



You have now completed assembling your very own 3x3 Rack! Thank you for choosing Texas Strength Systems for your fitness needs. If you have any questions, comments, or concerns please don't hesitate to contact our staff.

Contact Information

Email: wesz@texasstrengthsystems.com

Phone: (210) 233-6110, (210)-920-4877