



JUKI 技术授权
JUKI Tech-Authorized

LKS1900AN 系列

LKS1900AN 電子套結機
COMPUTER-CONTROLLED
BARTACKING MACHINE

LKS1902AN 電子套結機 (釘褲耳)
Computer-controlled Bartacking
Machine (For Belt-Loop Attaching)

LKS1903AN 電子釘釦機
Computer-controlled
Lockstitch Button
Sewing Machine



BUTTON SEWING BARTACKING MACHINE

Computer-controlled, High-speed, Lockstitch, Bartacking Machine
Computer-controlled, High-speed, Lockstitch, Button Sewing Machine

LKS - 190 □ AN - S S - □

机种别
Model

- | | |
|---|----------------------------|
| 0 | 套结缝纫
Bartacking |
| 2 | 钉裤耳
Belt-loop attaching |
| 3 | 钉扣
Button sewing |

压脚
Work clamp foot

- | | |
|---|----------------------|
| S | 标准
Standard |
| H | 厚料
Heavy material |

缝制区分
Application

- | | |
|---|----------------------|
| S | 标准
Standard |
| H | 厚料
Heavy material |
| F | 内衣
Foundation |

钉扣配件
Button sewing Attachment

- | | |
|-----|-------------------------------------|
| 301 | 极小扣、小扣
Extra small, small button |
| 302 | 中扣
Medium button |
| ABF | 自动送扣
Automatic Button Feeding |



特点 / FEATURE

高效地生产性能

实现了高速的缝制速度3,200rpm, 通过高速的性能·能快速启动和终止缝制·通过高速的切线速度以及自动抬压脚操作·大幅度缩短了套筒循环时间。

优质的缝制品质

配备面线夹线机构。它可防止启缝时的松线·以及布料反面的鸟巢现象·还消除了面线被污染的情况。通过进一步改进切线机构·使切线后留在布料反面的线残量变短。



广阔的缝制范围和多样化地缝制花样

具备了纵30mm×横40mm的缝制范围·可对应多样化地套结形状, 包括一般套结形状和半月套结·圆型套结及菊花孔锁眼等50多个种类的缝制花样。在LK-1900, LK-1900AN上使用的的数据(EP-ROM, EEPROM)也能进行缝制使用。

消除了油污

通过采用先进的干机头化技术·面部(针杆部·挑线杆部)实现了无机油化。摆梭部是通过油箱来提供微量的干净的机油。

标准装备了电子夹线器

可在操作盘上设定能对应各种缝制条件(线·布料·缝制速度等)的面线张力·同时此数据也可保存或者再使用。可分别设定启缝·暗缝·曲折缝以及缝制结束时(固定缝)各部位的面线张力。如果使用了操作控制盘IP-420B·可设定每一针的面线张力。它改善了高低段部以及缝制方向的收线不良·提高了缝制品质。



标准装备了新型的脉冲马达式自动抬压脚机构

可以切换从1段行程到2段行程, 使缝制操作容易手持定位。2段行程可通过操作控制盘来设定中间停止的高度。压脚上升量通过与仅转抬针机能并用·最大可达到17mm。

Higher productivity

The machine realizes high speed 3,200rpm. In addition to the high speed sewing performance, cycle time can be substantially decreased.

Excellent seam quality

With needle thread nipper, which prevents thread slipping off from the needle hole at the beginning of sewing, and bird-nest problem on the bottom side, and also oil stain problem. For the advanced thread trimming mechanism, the remained thread-end can be shortened.

Wider sewing area and many different sewing patterns

The With 30mm X 40mm (L x W) sewing area, the machine can sew 50 patterns of bartacks, including common shapes, half-moon, round, radical tacking. The machine can sew by the same data of LK-1900 and LK-1900AN (EP-ROM, EEPROM).

Oil stains are eliminated

With dry-head technology, the frame (needle bar, thread take-up) no longer requires oil-lubrication. Just a small quantity of clean oil is supplied from the oil tank to the shuttle hook.

Electronic thread tension controller is standard equipped.

With active tension mechanism, it can set a needle thread tension that matches various sewing conditions (such as thread, material, sewing speed...) on the operation panel, store the data in memory or reuse. The needle thread tension can be separated according to stitching type or portion of a seam, such as the beginning part, base part, zigzag part and ending part (fastening stitch). With operation panel IP-410B, the tension can be set on a stitch-by-stitch basis. This eliminates undesired thread tension variations at a multi-layered part of material or with sewing direction, which upgrades seam quality.

Stepping motor type auto-lifter is standard equipped

Auto-lifter can be set as one-step stroke or double-step stroke, which offers easier sewing material handling. For the double-step stroke, an intermediate stopping height can be set on the operation panel. The presser foot lifter can be set to 17mm Max. by using the reverse-rotation needle-up function in combination with the auto-lifter mechanism.

优越的操作性能

通过小型AC伺服马达直接连结的直接驱动式机头(无皮带)·实现了优越的应答性能及精确的停止精度。即使是在高速运转下也能创造出低振动、低噪音的舒适的工作环境。在机头部设置了手轮·能更容易确认针的落针点。

可在启缝点处进行调整

启缝点可向X、Y方向移动。配合压脚形状可以调整缝制花样的位置。

Excellent workability and operability

The direct-drive head (without belt), which is driven by compact AC servo motor, realizes outstanding responsiveness and improved stop accuracy, which provides a comfortable working condition with low vibration and noise. The arm section is equipped with a hand wheel. Operators can visually check the needle entry points.

The sewing starting point can be corrected.

The sewing starting point can be shifted in X/Y direction. This enables the correction of a sewing pattern in accordance with the presser foot configuration.

LKS1902AN

特点 / FEATURE

可通过单键操作来选择缝制花样

标准装备了6个种类的线套结花样。由于可分别使用最适合裤带环宽度的针数以及缝制尺寸·因此可简便的变更缝制尺寸。

重视操作性的机头设计

大弯曲的送布台(压脚臂)更易于面料的安放。此外·宽阔的机台和细长型的机床形状等这些头部设计·即使是挥动布料或者连续的工序都能发挥优越的操作性·提高了裤带环缝的生产效率。



The sewing pattern can be selected by single-key operation

With 6 patterns of linear bartacks. Since the sewing size can be easily changed, the optimal number of stitches and sewing size can be speedily selected according to the belt-loop width.

Operability-oriented design

With its broadly curved feed bracket (presser arm), the machine provides easy placing of sewing material. The slim shape bed and head design makes free space under the arm demonstrates greater operability in handling sewing materials, which increases production efficiency.

LKS1903AN

特点 / FEATURE

高效的生产性能, 多种的缝制花样

最快缝制速度2,700sti/min·能快速地启动和结束缝制, 标准配备了50种缝制花样·能简单地进行切换·方便应对多种缝制花样。可选配ABF自动送钮装置, 可以得到最高生产效率。



Higher productivity, many sewing patterns.

The machine achieves sewing speed as 2,700rpm Max. with quick starting and stopping. Providing 50 sewing patterns, which changeover is easy to be set. With optionally equipping ABF auto-button feeder, LKS-1903AN can reach the highest production efficiency.



• ABF

规格

SPECIFICATIONS

机种名 Model name	套结 Bartacking			釘褲耳 Belt-loop Attaching		釘釦 Button Sewing
	LKS-1900AN-SS	LKS-1900AN-HS	LKS-1900AN-FS	LKS-1902AN-SS	LKS-1902AN-HS	LKS-1903AN-SS
规格 Application	标准 Standard	厚料 For heavy-weight materials	内衣 For foundation	标准 Standard	厚料 For heavy-weight materials	标准 Standard
最高缝制速度 Max.sewing speed	3,200sti/min*			3,000sti/min*		2,700sti/min*
可缝尺寸 Sewing area	纵30mmX横40mm 30mm(L)X40mm(W)					钮扣尺寸: 圆型平扣 Φ8-Φ32mm 标准(Φ8-Φ20mm) Button size: Round-shaped, flat button Size:Φ8-Φ32mm (standard Φ8-Φ20mm)
缝迹长度 Stitch length	0.1~10mm(0.1mm 单位) 0.1~10mm(0.1mm step)					
针杆行程 Needle bar stroke	41.2mm					45.7mm
压脚上升量 Lift of the work clamp foot	标准14mm(反转针上升时17mm) Standard 14mm(17mm when the reverse-rotation needle-up function)					最大13mm MAX. 13mm
自动抬压脚装置 Auto-lifter	标准装备(脉冲马达) Provided as standard (stepping motor type)					
面线张力 Needle thread tension	电子夹线器(电子夹线机构) Active tension (electronic thread tension control system)					
机针 Needle	DPX5(#14)	DPX7(#21)	DPX5(#11)	DPX5(#14)	DPX7(#21)	DPX17(#14)
旋梭 Hook	半旋转标示旋梭 Standard shuttle hook					
记忆容量 Number of stitches that can be stored in memory	最多20,000针 Max. 20,000 stitches					
标准花样数 Number of standard patterns	50个花样 50 patterns			17,18(19,20,21,22*)出厂时为「禁止呼叫显示」 17,18(19,20,21,22*)*This device has been factory-set to "invoking prohibited" status at the time of delivery.		50个花样 50 patterns
可记忆数据 Number of data that can be input	200个花样(最多可追加至150个花样缝制数据) 200 patterns (for up to 150 patterns, sewing data can be added.)					
扩大、缩小机能 Enlarging/Reducing facility	20~200%(1%单位)、缝制长度增减方式 20~200%(1% step), Pattern enlargement/reduction can be done by increasing/ decreasing the stitch length					
记忆媒体 Memory media	EEP-ROM · EP-ROM					
底线计数 Bobbin thread counter	标准装备(上增、下减方式) Provided as standard(up/down method)					
加油方式 Lubrication	旋梭部;微量加油 Hook: minute-quantity lubrication					
机油 Lubricating oil	白矿油#32 ISO VG32					
机器马达 Sewing machine motor	小型AC伺服马达(直驱式) Compact AC servo motor(direct-drive system)					
消费电力 Power consumption	450VA					530VA
重量 Weight	头部(搭载马达)42kg · 电子装置16.5kg Machine head (include motor)42kg · Control box 16.5kg					机头(搭载马达)47.3Kg · 电控箱11.3Kg Machine head (include motor)42kg · Control box 16.5kg

*Sti/min是Stitches per Minute (针/分)的省略

*闪存卡(TM)请使用符合CFA规格产品

*闪存卡(TM)是美国Sandisk商标

*Sti/min stands for "Stitches per Minute"

*CompactFlash™ or CFA specification compatible media.

*CompactFlash™ is a registered trademark of SanDisk Corporation, U.S.A.

LKS1900AN

压脚一览表

TABLE OF THE WORK CLAMP FOOT

NO.	1	2	3	4
压脚 Work clamp foot	P801JK-A(组件) P801JK-A(asm.)		P802JK-A(组件) P802JK-A(asm.)	
压脚下板 Feed plate	D0801JK 有齿牙 With knurl	D0811JK 无齿牙 Without knurl	D0821JK 无齿牙 Without knurl	D0802JK 有齿牙 With knurl
缝制规格 Application code	S	F	F	H/W
手指保护器 Finger guard				
备考 Remark	(S)规格机头上标准配备 Installed on machine head		(F)规格机头上标准配备 Installed on machine head	

NO.	5	6	7	8	9
压脚 Work clamp foot	P804JK-A		P805JK-A(组件) P805JK-A(asm.)	P806JK-A(组件) P806JK-A(asm.)	
压脚下板 feed plate	D0804JK 有齿牙 With knurl	D0814JK 有齿牙 With knurl	D0832JK 有齿牙 With knurl	D838JK 无齿牙 Without knurl	D0816JK 无齿牙 Without knurl
缝制规格 Application code	S	H/W	S	F	F
手指保护器 Finger guard	BF867JK		-	BF897JK	
备考 Remark	(S)规格机头上标准配备 Installed on machine head	(H/W)规格机头上标准配备 Installed on machine head	选购品 Option	(F)规格机头上标准配备 Installed on machine head	

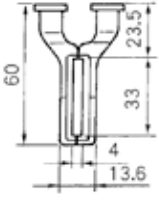
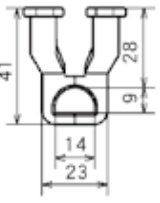
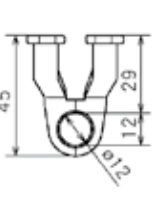
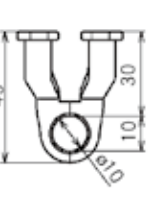
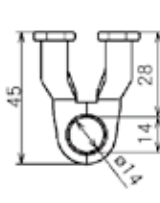
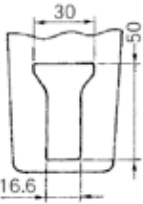
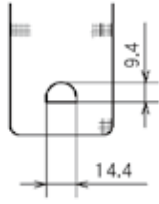
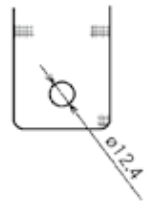
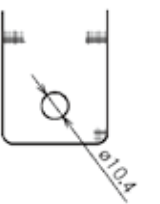
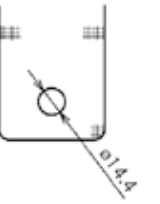
*更换压脚时·请安装适合压脚的手指保护器

*Install a Finger guard suitable for each work clamp foot when replacing the work clamp foot.

LKS1900AN

压脚一览表

TABLE OF THE WORK CLAMP FOOT

NO.	10	11	12	13	14
压脚 Work clamp foot	P808RJK P808LJK 	P810RJK P810LJK 	P811RJK P811LJK 	P812RJK P812LJK 	P813RJK P813LJK 
压脚下板 Feed plate	D0808JK 无齿牙 Without knurl 	D0827JK 有齿牙 With knurl 	D0828JK 有齿牙 With knurl 	D0829JK 有齿牙 With knurl 	D0830JK 有齿牙 With knurl 
缝制规格 Application code	F	S	S	S	S
手指保护器 Finger guard	BF898JK				
备考 Remark	选购品 Option				

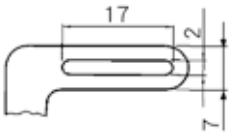
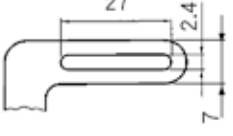
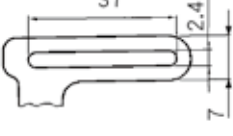
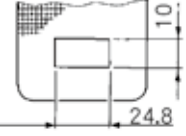
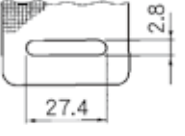

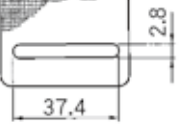
*更换压脚时·请安装适合压脚的手指保护器

*Install a Finger guard suitable for each work clamp foot when replacing the work clamp foot.

LKS1902AN

压脚一览表

TABLE OF THE WORK CLAMP FOOT

	标准 Standard LKS-1902ANSS LKS-1902ANHS	选购品 Option 大尺寸用 For Larger size	选购品 Option 特大尺寸用 For Larger size
压脚 Work clamp foot	P814JK 	P815JK 	P816JK 
压脚下板 Feed plate	P831JK 	P832JK 	P833JK  P834JK 
花样号数 Number of pattern	17,18	19,20,21	22

标准花样一览表

TABLE OF THE STANDARD PATTERNS

	圈号 No.	落针图 Stitch diagram	针数 Number of stitches	缝制尺寸 Sewing size (mm)		(注二) 压脚编号 (Note 2) No. of Work clamp foot
				纵 Length- wise	横 Cross- wise	
				大加固 Large size bartacking		
2	2.0	10	1 2 3	42	1 2 3	
3*	2.5	16	1 4			
4*	3.0	24	6 7			
5	2.0	10	1 2 3			28
6	2.5	16	1 2 3			
7	2.0	10	1 2 3	36	1 4	
8*	2.0	16	6 7			56
9*	3.0	24	6 7	64	6 7	
10*	3.0	24	6 7			小加固 Small size bartacking
11	21	2.5	6	8	8	
12	28	2.5	6			
13	36	2.5	6			针织加固 Knit goods bartacking
14	14	2.0	8	5	5	
15	21	2.0	8			
16	28	2.0	8			

	圈号 No.	落针图 Stitch diagram	针数 Number of stitches	缝制尺寸 Sewing size (mm)		(注二) 压脚编号 (Note 2) No. of Work clamp foot
				纵 Length- wise	横 Cross- wise	
				线加固 Straight line bartacking		
18	28	0	10	1 2 3	6 7	
19	0	25	6 7			
20	36	0	25	6 7		
21	41	0	25	6 7	(注三) (Note 3)	
22	44	0	35	9 10		
纵线加固 Lengthwise bartacking		23 (上/Top) (下/Bottom)	28	20	4.0	9 10
24 (上/Top) (下/Bottom)	36	20	4.0	9 10		
25 (上/Top) (下/Bottom)	42	20	4.0	9 10		
26 (上/Top) (下/Bottom)	56	20	4.0	9 10		
针织加固 Lengthwise linear bartacking		27 (上/Top) (下/Bottom)	18	20	0	11
28 (上/Top) (下/Bottom)	21	10	0			
29 (上/Top) (下/Bottom)	20	0				
30 (上/Top) (下/Bottom)	28	20	0			

- 1.缝制尺寸为放大率100%的尺寸。
- 2.压脚号码请参照压脚附件一览表。
- 3.NO.22为加工半成品时使用。
- 4.* 标记图案为牛仔布料用。

- 1.Sewing size shows the dimensions when the scale rate is 100%
- 2.Refer the No. of work clamp foot to the separate table of work clamp foot.
- 3.For No.22 modify the work clamp foot blank for use.
4. Use the patterns with * marks for sewing denim.

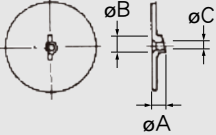
	圈号 No.	落针图 Stitch diagram	针数 Number of stitches	缝制尺寸 Sewing size (mm)		(注二) 压脚编号 (Note 2) No. of Work clamp foot
				纵 Length- wise	横 Cross- wise	
半月形加固 Semilunar bartacking	31		52	7	10	13
	32		63	7	12	13
	33		24	6	10	13
	32		31	6	12	13
	35		48	10	7	14
	36		48	10	7	14
大加固 Large size bartacking	37		90	3	24	6 7
针织加固 Knit goods bartacking	38		28	2	8	5
圆形加固 Round bartacking	39		28	ø12		16
	40		48			

	圈号 No.	落针图 Stitch diagram	针数 Number of stitches	缝制尺寸 Sewing size (mm)		(注二) 压脚编号 (Note 2) No. of Work clamp foot
				纵 Length- wise	横 Cross- wise	
纵线加固 Lengthwise bartacking	41		29	20	2.5	12
	42		39	25	2.5	12
	43		45	25	2.5	12
	44		48	30	2.5	12
	45		75	30	2.5	12
	46		42	30	2.5	12
菊花锁眼 Radial tacking	47		91	ø8		15
	48		99			
	49		148			
	50		164			

LKS1903AN

各钮扣尺寸的机种区分

MODELS CLASSIFIED BY BUTTON SIZES

机种名 Model name		LK1903AN-301			LK1903AN-302	
钮扣尺寸区分 Button size		极小扣用 For extra-small button			小扣用(附属品) For small button(accessory)	中扣用 For medium-size button
可缝制的钮扣外径(mm) Outside diameter that can be adjusted(mm)		Φ8~Φ9	Φ9~Φ10	Φ10~Φ15	Φ10~Φ20	Φ10~Φ20
缝制尺寸 Sewing size	纵 Length-wise	0~2.5	0~3.0	0~3.5	0~3.5	0~4.5
	横 Cross-wise	0~2.5	0~3.0	0~3.5	0~3.5	0~4.5
扭夹(组合图) Button clamp jaw lever (combination)		厚度(mm) Thickness (mm)		"1.7 (2.2)"	"1.7 (2.2) (2.7) (0.9)"	"2.0 (2.2) (2.7)"
		型号 Part NO.	右 Right	BF916RJK-A1	BF916RJK-A2	BF916RJK-A
			左 Left	BF916LJK-A1	BF916LJK-A2	BF916LJK-A
小针板(mm) Needle hole guide (mm) 		A		1.6	1.6	1.6
		B		Φ2.8	(Φ3.5)	(Φ3.5)
		C		Φ1.6	(Φ1.6)	(Φ2.0)
		型号 Part NO.		E155JK	E156JK	E154JK
压脚下板 Feed plate		D826JK			-	D840JK

LKS1903AN

立扣用选购零件

OPTIONAL PART FOR SHANK BUTTON

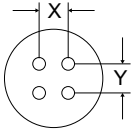
型号 Part NO.	品名 Name of Part
BF839JK-A1	夹具套件 Very small clamp Pick-up device complete
BC810JK	针棒 (适用TQ-1) Needle bar(for TQ-1)
BE880JK	拨线器 Wiper ASM.
BF929JK	活动板连接件 Moving plate link A
BF930JK	衬套 Bushing
SK955	螺丝(X2) Screw(X2)

型号 Part NO.	品名 Name of Part
BF928JK	钮扣座连杆 Button support link
SK360	螺丝 Screw
BF831JK	连桿 Connecting link
SM4844	螺丝 M_screw
E157JK	针板 Needle hole guide
TQX3#14-E	针 NEEDLE TQx3#14-E

LKS1903AN

钮扣缝制花样一览表

TABLE OF THE BUTTON SEWING PATTERNS



花样 No.	缝制形状 Sewing Patterns	缝线(根) Sewing Thread (PCS.)	标准长度 X(mm)	标准长度 Y(mm)
1, 34		6-6	3.4	3.4
2, 35		8-8		
3		10-10		
4		12-12		
5, 36		6-6		
6, 37		8-8		
7		10-10		
8		12-12		
9, 38		6-6		
10, 39		8-8		
11		10-10	3.4	3.4
12, 40		6-6		
13, 41		8-8		
14		10-10		
15, 42		6-6		
16, 43		8-8		
17		10-10		

花样 No.	缝制形状 Sewing Patterns	缝线(根) Sewing Thread (PCS.)	标准长度 X(mm)	标准长度 Y(mm)
18, 44		6	3.4	0
19, 45		8		
20		10		
21		12		
22		16		
23, 46		6		
24		10		
25		12		
26, 47		6-6	3.4	3.4
27		10-10		
28, 48		6-6		
29		10-10		
30, 49		5-5-5	3.0	2.5
31		8-8-8		
32, 50		5-5-5		
33		8-8-8		

- 1.标准缝制'长度X、Y、为扩大缩小率100%时。
2.花样NO.34~NO.50、请在孔小时(Φ1.5mm以下)使用。

1. Standard sewing lengths X and Y given above are given assuming that the scales is 100%
2. Use the patterns No. 34~50 with hole diameter 1.5mm or less.

选购件一览表

TABLE OF THE WORK CLAMP FOOT

零件名称 Part name	说明 Description	货号 Part No.	
布压脚下板夹 Feed plate blank  t=1.2 *不锈钢 t=0.5 *stainless steel t=0.5	无牙齿/有表面处理 Without knurl / with plating	缝制范围纵 20X横40 Sewing area 20X40	D818JK
	有牙齿/有表面处理 With knurl / with plating	缝制范围纵 20X横40 Sewing area 20X40	D819JK
	无牙齿/不锈钢 Without knurl / stainless steel	缝制范围纵 20X横40 Sewing area 20X40	D820JK
	有牙齿/有表面处理 With knurl / with plating	缝制范围纵 30X横40 Sewing area 30X40	D839JK
	有牙齿/有表面处理 With knurl / with plating	缝制范围纵 30X横40 Sewing area 30X40	D822JK
压脚滑板组件 Work clamp foot face plate (asm.) 	布压脚夹用滑板 Face plate for presser blank	P814JK-A	
压脚夹 Presser blank  t=3.2	有牙齿/有表面处理(右) With knurl / with plating (right)	缝制范围 纵20X横40 Sewing area 20X40	D835RJK
	有牙齿/有表面处理(左) With knurl / with plating (left)	缝制范围 纵20X横40 Sewing area 20X40	D835LJK
	有牙齿/有表面处理(右) With knurl / with plating (right)	缝制范围 纵30X横40 Sewing area 30X40	D836RJK
	有牙齿/有表面处理(左) With knurl / with plating (left)	缝制范围 纵30X横40 Sewing area 30X40	D836LJK
	有牙齿/无表面处理(右) With knurl / without plating (right)	缝制范围 纵30X横40 Sewing area 30X40	D837RJK
	有牙齿/无表面处理(左) With knurl / without plating(left)	缝制范围 纵30X横40 Sewing area 30X40	D837LJK
针孔导向器 Needle hole guide 	A=2.3 B=4.0 无槽 A=2.3 B=4.0 Without relief slit	H.W规格 H and W types	E152JK
手指保护器 Finger guard 	A=59 B=74	大摆动用 For large size bartacking	BF867JK

 高林股份有限公司
KAULIN MFG. CO., LTD.

由於对产品的改良及更新，本产品型录中之产品规格及外观的修改恕不事先通知！
The specification and/or appearances of the equipment described in this catalogue are subject to change without previous notice because of modification.

 TOP 100
TAIWAN BRANDS





ISO 9001:2000
ISO 14001:2004

CAT.S2016-01 JAN16