



SnapIT

Multi-Use | Ampoule Opener



Work Safe

Play Safe Tomorrow.

▲ The underestimated cut injury from glass ampoule

One in three healthcare workers has experienced a cut when opening a glass ampoule by hand. Regrettably, many users and clinical administrators have underestimated the likelihood of these injuries.

Cuts from glass ampoules can happen to anyone, including you, no matter how experienced you are in opening ampoules. Even a minor ampoule cut can restrict your clinical activities. More serious injuries such as tendon lacerations have been reported.

Repeated personal injuries whilst opening ampoules, led an Australian registered nurse to invent the award-winning Qlicksmart SnapIT ampoule opener.

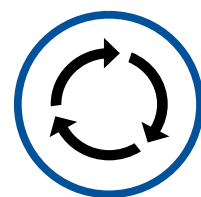
▲ The award-winning ampoule opener



SnapIT is designed to protect users from injury when an ampoule exposes a sharp edge or shatters while being opened.



SnapIT ampoule openers are made from high-quality, autoclavable aluminium.



Being reusable, SnapIT is a cost-effective solution to open glass ampoules.



SnapIT is designed to allow for customization with your institution's name and logo, which is a great way of reinforcing to your customers and staff that their safety is important to you.



The ampoule openers are simple to use with a quick "insert and snap" action.



The ampoule opener has won multiple awards, which demonstrate its practicality and effectiveness in reducing glass ampoule injuries.



The personal edition is perfect for hanging on a lanyard or carrying in a pocket for easy, on-the-go use.

The Trolley edition is available in three sizes (R, L, and XL); all with a flat side that stops it from rolling and potentially falling off a table or trolley



**Workplace safety is the right of all healthcare workers, and the responsibility of all employers.
Use the Qlicksmart SnapIT ampoule openers and be safe.**

Product edition	Personal	Trolley		
Product code	SN-01R	TE-01R	TE-01L	TE-01XL
Product size	Regular	Regular	Large	Extra Large
Compatible ampoule sizes*	1-2ml, 5-10ml, 10-15ml	1-2ml, 5-10ml, 10-15ml	5-10ml, 10-15ml, 20-25ml	20-25ml, 25-30ml
Size per unit	Length: 80mm Width: 17mm	Length: 80mm Width: 25mm	Length: 80mm Width: 29mm	Length: 80mm Width: 25mm
Weight per unit	34g	50g	74g	66g
Colour range	Blue, Purple	Black	Red	Blue
GMDN code	10098			
Material	Anodised aluminium (body), Silicon (O-ring), Stainless steel (keyring and spring).			
Latex	No			
DEHP	No			
Sterile	No, but autoclavable to 130°			
Re-usable	Multi-use. O-ring can be replaced if lost or broken.			
Regulatory	USA FDA listed			

*Compatibility depends on the ampoule's geometry and the diameter of the ampoule lid.

Ampoule of the same size can have a different geometry and ampoule lid diameter. The ampoule size in ml is only used as a guideline.

How to use SnapIT

SnapIT
Multi-Use | Ampoule Opener

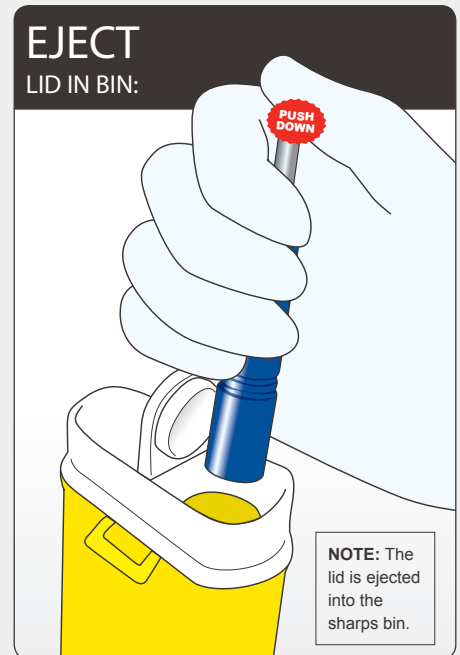


1. Align the dots if present. Gently insert all of the ampoule lid into the SnapIT. The ampoule lid becomes locked in at the neck.



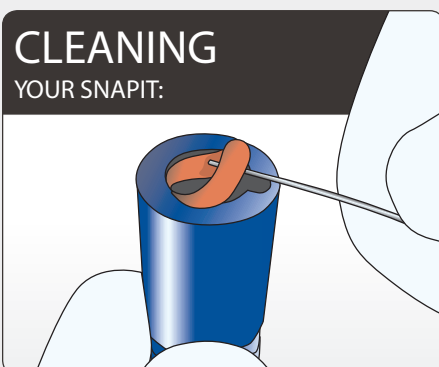
2. With little effort, lever away from the dot to snap off the lid. The lid should remain held in the SnapIT.

NOTE: If your standard practice requires you to turn the dots away from your body, make sure that both dots are still aligned after turning and before snapping away from dot.



3. Carefully aim over a sharps bin and eject the lid by pushing down on the rod with your thumb.

NOTE: The lid is ejected into the sharps bin.



4. Clean your SnapIT regularly. Remove O-ring as shown to disassemble the parts and clean with water or hospital grade cleaner. Do this in a clean dish to avoid loss of parts. Dry completely then re-assemble.

NOTE: If the ampoule lid breaks, tap the SnapIT over a sharps bin to remove excess glass pieces then rinse under running water before disassembling.

SIZES:

If the ampoule lid is too big, it will not fit through the entrance. Use a larger SnapIT.
If the ampoule is too small, the SnapIT will not hold the top securely. Use a smaller SnapIT.

Qlicksmart Pty. Ltd.



Level 1, 148 Boundary Street,
West End, Brisbane,
QLD 4101, Australia



+61-7-3844-1182



+61-7-3844-1183



www.qlicksmart.com



hello@qlicksmart.com

Stay Connected



Distributed by:

Paramedic Shop

Ph: 02 8004 5557

Email: info@paramedicshop.com.au

Paramedic Shop

www.paramedicshop.com.au