

### OVERVIEW

For use with CSL24V and CSW24V gate operators. The battery harness is required for 33AH applications ONLY. Refer to the manual for complete wiring instructions.

### CARTON INVENTORY

- Jumper wire for batteries
- Long red and black wires for 33AH battery connections
- Battery harness (long red and black wires for 33AH battery connections and short red and black wires for the solar panel connections)

### WARNING

To reduce the risk of SEVERE INJURY or DEATH:

- ANY maintenance to the operator or in the area near the operator MUST NOT be performed until disconnecting the electrical power (AC or solar and battery) and locking-out the power via the operator power switch. Upon completion of maintenance the area MUST be cleared and secured, at that time the unit may be returned to service.
- ALL electrical connections MUST be made by a qualified individual.



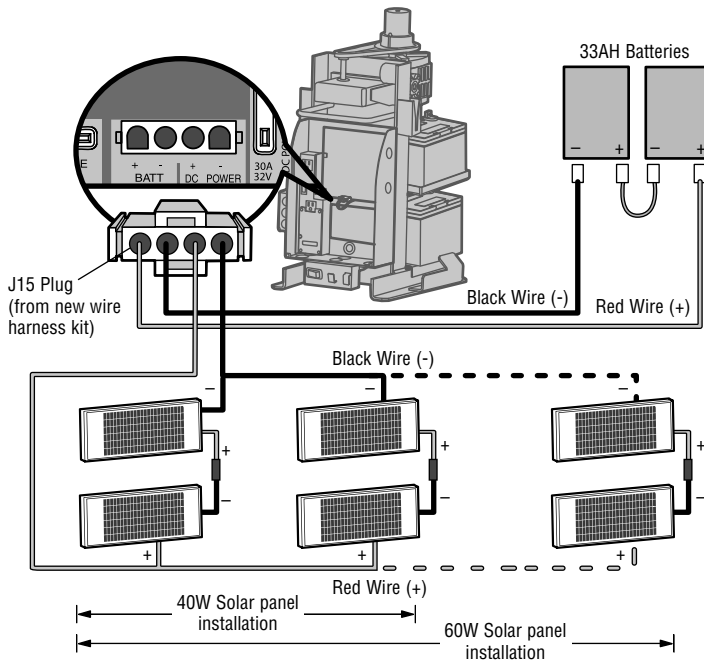
**WARNING:** This product can expose you to chemicals including lead, which are known to the State of California to cause cancer or birth defects or other reproductive harm. For more information go to [www.P65Warnings.ca.gov](http://www.P65Warnings.ca.gov)

### CSW24V CONNECTIONS

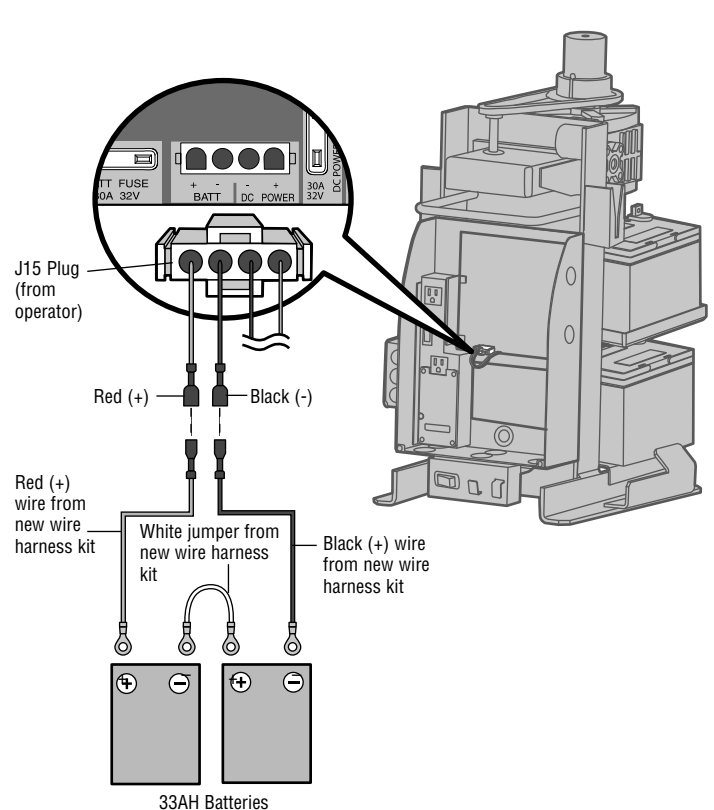
Disconnect all power (AC, solar, battery) to the operator before servicing.

#### SOLAR APPLICATION

**NOTE:** 10W 12V solar panels are illustrated in the image below.



#### NON-SOLAR APPLICATION

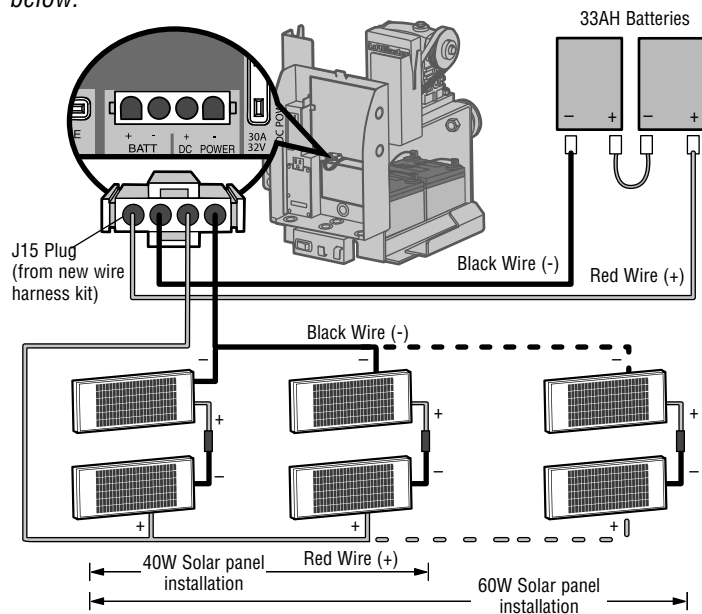


# CSL24V CONNECTIONS

Disconnect all power (AC, solar, battery) to the operator before servicing.

## SOLAR APPLICATION

**NOTE:** 10W 12V solar panels are illustrated in the image below.



## NON-SOLAR APPLICATION

