





OPEN, CLOSE, STOP and monitor your
Garage Doors from anywhere in the world!





The **GarageSmart™ GS100-C** is a universal Wi-Fi garage door controller (that fully works with 3-button controls), to remotely and conveniently Open, Close or Stop any commercial door, while keeping you alerted from any smartphone, tablet or PC, from anywhere in the world.


The GarageSmart™ is compatible with all garage doors and can even be installed on up to three residential garage doors.

 **UNLIMITED USERS:** Grant access rights to property and/or buildings to as many users as needed by allowing them to easily open Garage Doors via a simple and intuitive app.

 **UNLIMITED REMOTE KEYS:** Provide unique remote keys and have them expire whenever you want. All keys are completely customizable and can expire or be active from a schedule that you create.

 **MAXIMUM SECURITY:** GarageSmart™ is completely safe and secure using top of the line enhanced multi-layer encryption protocols.

 **LOG HISTORY:** Every command or action of your Garage Doors are logged into its history, that can be viewed from within the GarageSmart™ app or Online and you will always know who is accessing your doors.

 **AUTO SHUT:** Set your Garage Doors to close automatically at night for security or after a set-time of being opened.

- Easy to install
- Easy to configure
- Secure
- Safe
- Reliable
- Great Features
- Unlimited Users
- Unlimited Remote Keys
- Security
- Log History
- Auto Shut



GS100-C

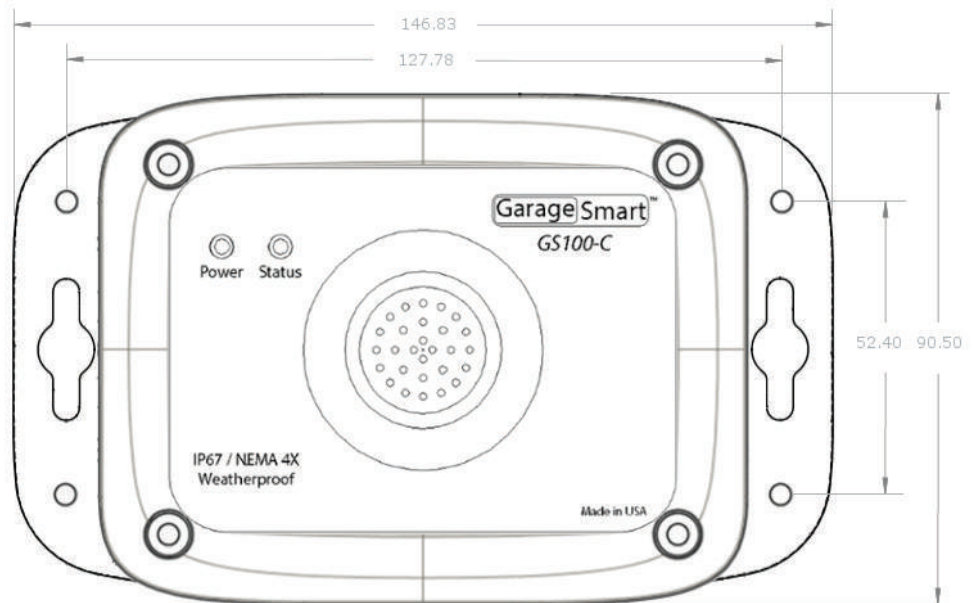
Universal Commerical Wi-Fi Garage Door/Motorized Remote Controller

STANDARD SPECIFICATIONS

- **DIMENSIONS (mm):**
146.83L X 90.50W x 57.35D
- **WEIGHT:**
0.4 kg (0.88 lbs.)
- **Wi-Fi RADIO:**
802.11 b, g, n
- **BUZZER:**
55 decibels @304.8cm (min)
- **WARNING LIGHT (WHITE):**
365 lumens
- **ENCLOSURE RATINGS:**
IP67 / NEMA 4X standards.
- **SECURITY:**
Multi-Layer, Multi-Protocol,
Transmission Encryption
- **COMPLIANCE:**
UL325 Safety Standards and
Compliance with Buzzer and
Light warnings before door



End-to-end, Multi-Layer
Encryption Security Protocols



Installation

Before you begin installation, you should create an account on the GarageSmart™ website.

1. Connect the GarageSmart™ device to the Garage Door Operator.
2. Assign a Static IP to the GarageSmart™ device within the Router and Port Forward it to the assigned Port of the GarageSmart™ device.
3. Download the GarageSmart app on your Phone/Tablet, run it and follow the onscreen instructions.

Now enjoy safe and secure remote operation of your garage door from anywhere.

No wonder why it's called GarageSmart™

