


LEYTON *LH* HOUSE
PROFESSIONAL

KeraCalm

Keratin & Collagen Enriched

2 in 1
Smoothing Management
Botox Hair Treatment



2 in 1

BOTOX HAIR TREATMENT
&
SMOOTHING MANAGEMENT



KeraCALM SMOOTHING MANAGEMENT

Leyton House KeraCALM, enriched with Keratin, Collagen, Panthenol and free from Formaldehyde.

A gentle, high performance based solution that successfully and safely de-frizzes and smoothes hair.

Activated by heat, KeraCALM redefines the hair's keratin matrix without breaking bonds, leaving hair incredibly smooth and sleek.

Hair will also benefit from the Guar Bean derivative, an organic compound conditioning hair and resulting in a lasting gloss appearance.

KeraCALM makes hair manageable post chemical procedure, accelerating moisture evaporation after washing hair, makes blow drying a faster process as the hair repels humidity. You'll see a slight plumpness to the cuticle giving a soft voluminous effect.

Hair is left frizz free, smooth, and glossy for an average of 3 months. Suitable for thick, coarse, treated, or curly hair types.

BOTOX HAIR TREATMENT

KeraCALM Botox Treatment smoothes hair and when mixed with Rhassoul Hair Recovery Masque, its transformed to a Botox Hair Treatment for a mid smoothing management top up. Making KeraCALM incredibly cost effective!

HOW TO USE KeraCALM BOTOX HAIR TREATMENT

(Lasts 4-6 weeks dependant on lifestyle)

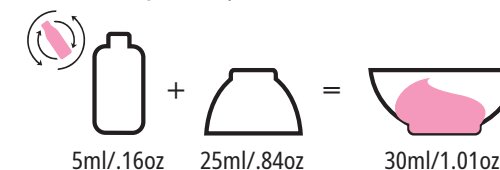
STEP 1

- Wash hair twice (x2) with Rhassoul Revitalise Shampoo
- Rinse well and towel dry (damp hair)
- Section hair into a quadrant (4 sections)



STEP 2

- Wear protective gloves
- Shake well
- Pour 5ml KeraCALM + 25ml Rhassoul Hair Recovery Masque into a bowl



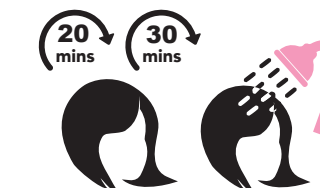
STEP 3

- Start at the nape
- Apply KeraCALM + Rhassoul Hair Recovery Masque mix from roots to ends
- Comb each section to ensure even distribution



STEP 4

- Leave to process for 20 to 30 minutes
- Rinse hair and style



(for every 1ml KeraCALM ADD
5ml Rhassoul Hair Recovery Masque) 1:5

HOW TO USE KeraCALM SMOOTHING MANAGEMENT

(Lasts up to 3 months dependant on lifestyle)

STEP 1

- Wash hair twice (x2) with Rhassoul Revitalise Shampoo
- Rinse well and towel dry (damp hair)
- Section hair into a quadrant (4 sections)



STEP 3

- Use a colouring brush and start at the nape
- Apply KeraCALM sparingly from roots to ends (*Too much product can make Step 5 difficult*)
- Comb each section to ensure even distribution



STEP 5 - IMPORTANT

- Completely dry hair using a paddle brush



STEP 2

- Wear protective gloves
- Shake well
- Pour 25ml (medium length hair) KeraCALM into a colouring bowl



STEP 4

- Process according to hair type:-



STEP 6 - IMPORTANT

- Starting at the nape use ceramic irons and pass over each section of hair according to hair density

Fine Hair Recommendation
pass over each section 6 times
150-180°C / 300-356°F

Medium Recommendation
pass over each section 8 times
170-200°C / 338-392°F

Coarse/Thick Recommendation
pass over each section 10 times
180-210°C / 356-410°F

STEP 7

- Rinse hair well for min 5 mins with water and towel dry hair
- Apply generous amount of Rhassoul Hair Recovery Masque and comb through
- Leave in for approx 3-5 minutes
- Rinse and pat dry with a towel



STEP 8

- Apply a small amount of Shimmer Oil to palm of hand and evenly distribute through hair
- Blow dry hair to desired style and iron if needed at 180° / 300°F using Heat Defender.



- *Too much product can make Step 10 difficult
- For both treatments, using Rhassoul paraben and sulphate free shampoo to maintain the treatments benefits for as long as possible after leaving the salon

TOP TIP

LIGHTENING SERVICE
Apply KeraCALM AFTER lightening service

COLOUR SERVICE
Apply KeraCALM BEFORE a colour hair service

KEY INGREDIENTS

Keratin Amino Acids

The building block for hair protein chains
Collagen

Strengthens hair shaft, restores resilience and promotes healthy hair

Panthenol

Vitamin B5 for shine, softness and moisture retention

Guar Bean

Anti static organic compound



For technical information contact your
Leyton House educator or email
INFO@leytonhouseprofessional.com



For more information please contact us via email at
sales@leytonhouseprofessional.com

Follow us online
www.leytonhouseprofessional.com

