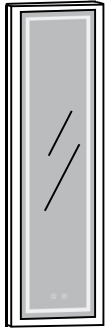


INSTRUCTION

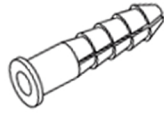
LOOP1



A 1PC



B 1PC

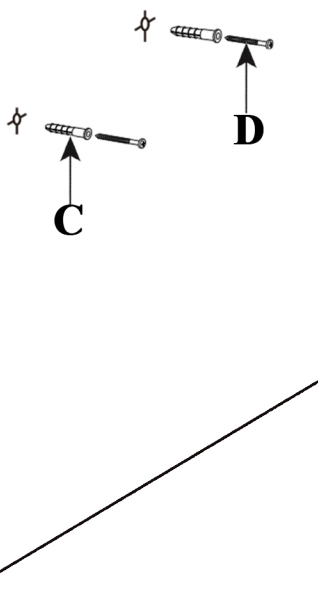


C 2PCS

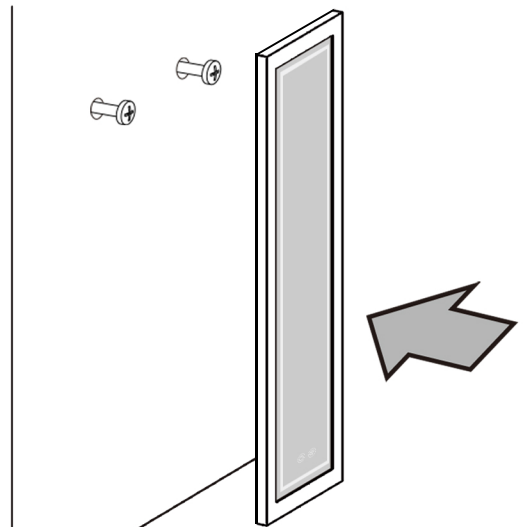


D 2PCS

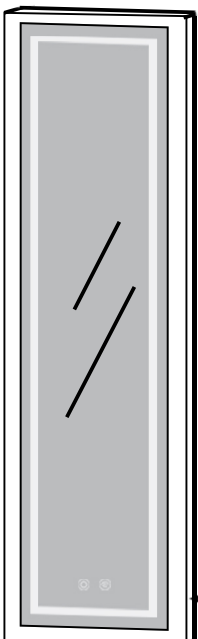
Step 1



Step 2



Wall mounted method



B

SMART TOUCH CONTROLS

- ⏻ Press the button to turn on/off the LED Lights
 - ⏻ Press the button again to shift to different color temperature settings
 - ⏻ Press and HOLD to adjust the brightness of the LED lights
 - 🌈 Press button to activate the RGB lights
 - 🌈 Press the button again to shift to different RGB colors and combinations
- Red 2. Green 3. Blue 4. Purple 5. White 6. Pink 7. Yellow 8. Seven-color Combo Breathing Light 9. Full RGB 10. Shut off
- 🌈 Press and HOLD to adjust the brightness of the RGB lighting
 - 🌈 Double-tap to shut off