

Mult System Outdoor Submittal Data

CU-4E24RBU-5

Multi System Outdoor Unit

Job Name: _____
 Location: _____
 Engineer: _____
 Submitted to: _____
 Submitted by: _____
 Reference: _____

Approval: _____
 Date: _____
 Construction: _____
 Unit#: _____
 Drawing#: _____

General Data	
Power (V/P/Hz)	230/208/1/60
Circuit Ampacity (A)	30
Fuse Size, Max.(A)	45
Compressor	DC Twin Rotary (Inverter Driven)
No. Used	1
Output Power (W)	1.30K

Outdoor Unit	
Fan type	Propeller
Motor Type	DC Motor (8 poles)
Output Power (W)	90
Airflow CFM	1963 Cooling / 2230 Heating
Coil Type	Aluminum (Blue Coated)
Fin Type - Pipe Type	Corrugated Fin
Coil Type	Aluminum Fin & Copper Pipe
Fin Type - Pipe Type	Corrugated Fin
Rows - F.P.I.	2-19
Tube Size (in)	3/8"
Refrigerant	R410A
R410a Pre Charge	120 oz
Refrigerant Control	Electronic Expansion Valve
Refrigerant Tubing Connections	Flare
Line Length, Max (ft.)	229'
Line Height Difference, Max (ft.)	49.2'
Line Size (in. O.D. Discharge)	1/4" x 4
Line Size (in. O.D. Suction)	3/8" x 4
Pre-charge, tubing length at shipment	147.6'
Dimensions (HxWxD)	
Outdoor Unit (Uncrated) (in.)	39-11/32 x 37-1/32 x 13-13/32
Weight (lbs.)	
(Outdoor) Net	183 lbs

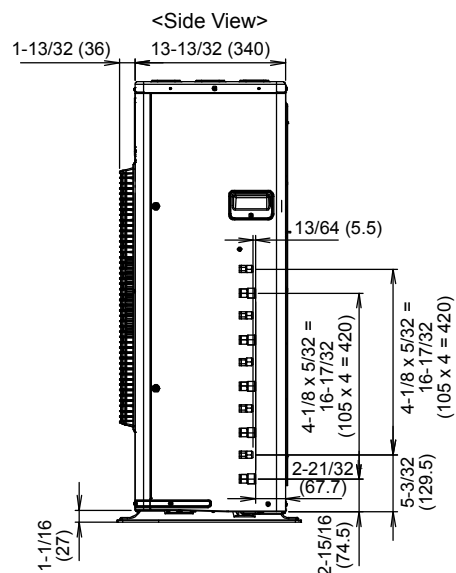
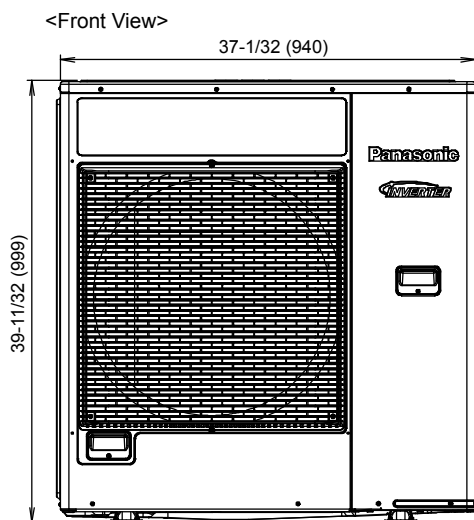
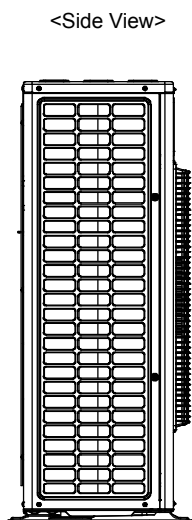
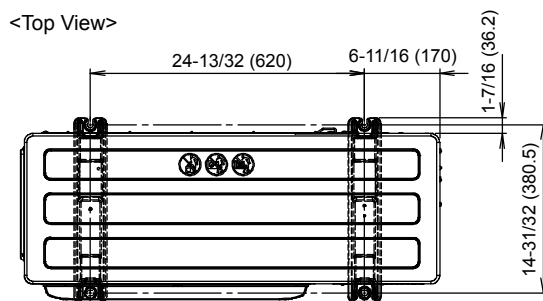
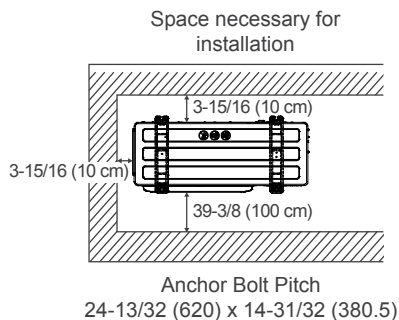
Performance Data @ ARI Standard Conditions (208/230V)	
High Heat @ 47F	37,800
Low Heat @ 17F	28,000
Cooling	
Total Capacity (BTU/H)	24,000 (10,200 - 31,400)
Sensible Capacity (BTU/H)	22,800
Latent Capacity (BTU/H)	1,200
SEER	22
Amps (A)	9.9-8.9



Max. Amps (A)	21.1
Power Inputs (KW)	1.91
Max. Inputs (W)	1,910
Outdoor Sound Rating (dB-A)	55
Heating	
Total Capacity (BTU/H)	37,800 (14,300 - 48,500)
HSPF	9.5
Amps (A)	15.3 - 13.9
Power Inputs (W)	3,030
Outdoor Sound Rating (dB-A)	55

Operating Range	
Cooling (Max)	114F DB/78F WB
Cooling (Min)	14F DB/ - WB
Heating (Max)	75.2F DB/64F WB
Heating (Min)	-5F DB/-6.8F WB

Dimensions



Unit: inch (mm)

