

Crescent Foods Winter Food & Fun



KID FRIENDLY & KID
APPROVED RECIPES



PRINTABLE
COLORING PAGES

Kid Friendly Recipes!



01

Chicken Tikka Masala Pizza

Take your leftover curry to the next level.

Click here for the recipe or scan the code below!



SCAN ME

Easily find these recipes - scan this code!



02

Faux Fried Chicken with Mac & Cheese

A healthy twist on a classic kid-friendly dish! Click here for recipe.



03

Chicken Quesadilla

Children, adults and anyone in between will have a blast building their own!

Click here for the recipe



04

Chicken Noodle Soup

You'll have fun making this classic favorite with your little ones!
Click here for the recipe.



05

Bulgogi Korean Loaded Fries

Get messy and dive into this tasty dish!
Click here for the recipe.

Kid Friendly Recipes!



06

Honey Sriracha Popcorn Chicken

Picky and adventurous eaters will love this delicious recipe.
Click here for the recipe.



Easily find these recipes - scan this code!

Fun Winter Activities

FOR WARM AND COLD REGIONS AND
KIDS OF ALL AGE RANGES!



Build a snowman indoors! Warmer weather doesn't have to mean a winter without snowmen. Grab some white construction paper or window paints and craft one on a window!



Have a snow fight! You can buy or make plush snowballs for a mess-free indoor snowball fight everyone will enjoy. Just hide the breakables!



Create your own winter scavenger hunt! Depending on your climate, create a list of things commonly found outdoors near you.



Color the snow! Mix food coloring and water into a spray bottle and let your littles have fun creating masterpieces.



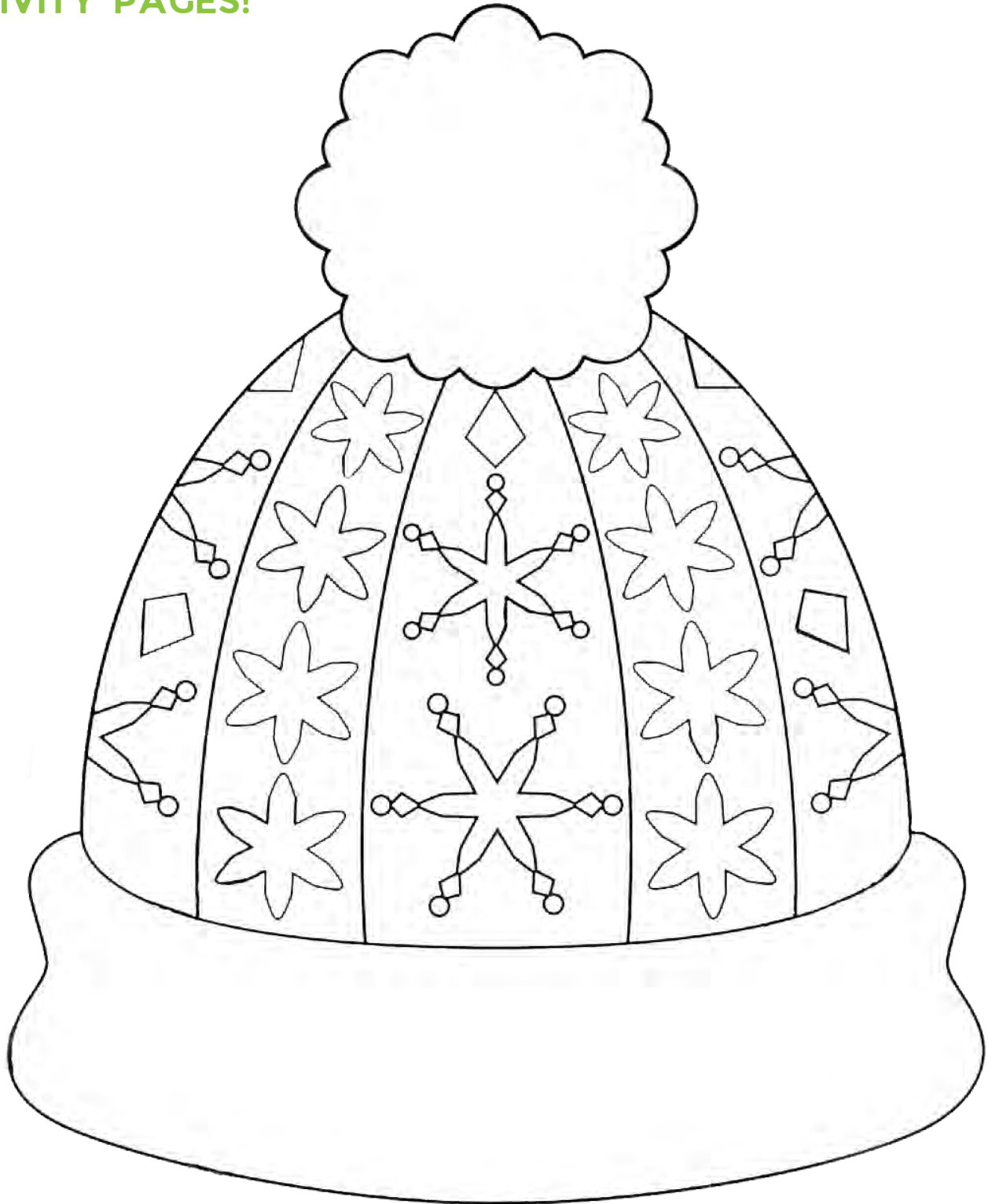
Go through this booklet with them! Make a meal a day together or take turns coloring one of the color book pages!




Coloring Pages

ENJOY THESE FUN COLORING AND
ACTIVITY PAGES!

—



Hot Cocoa Maze





Hot Cocoa


Circle the items you would like in your Hot Cocoa:



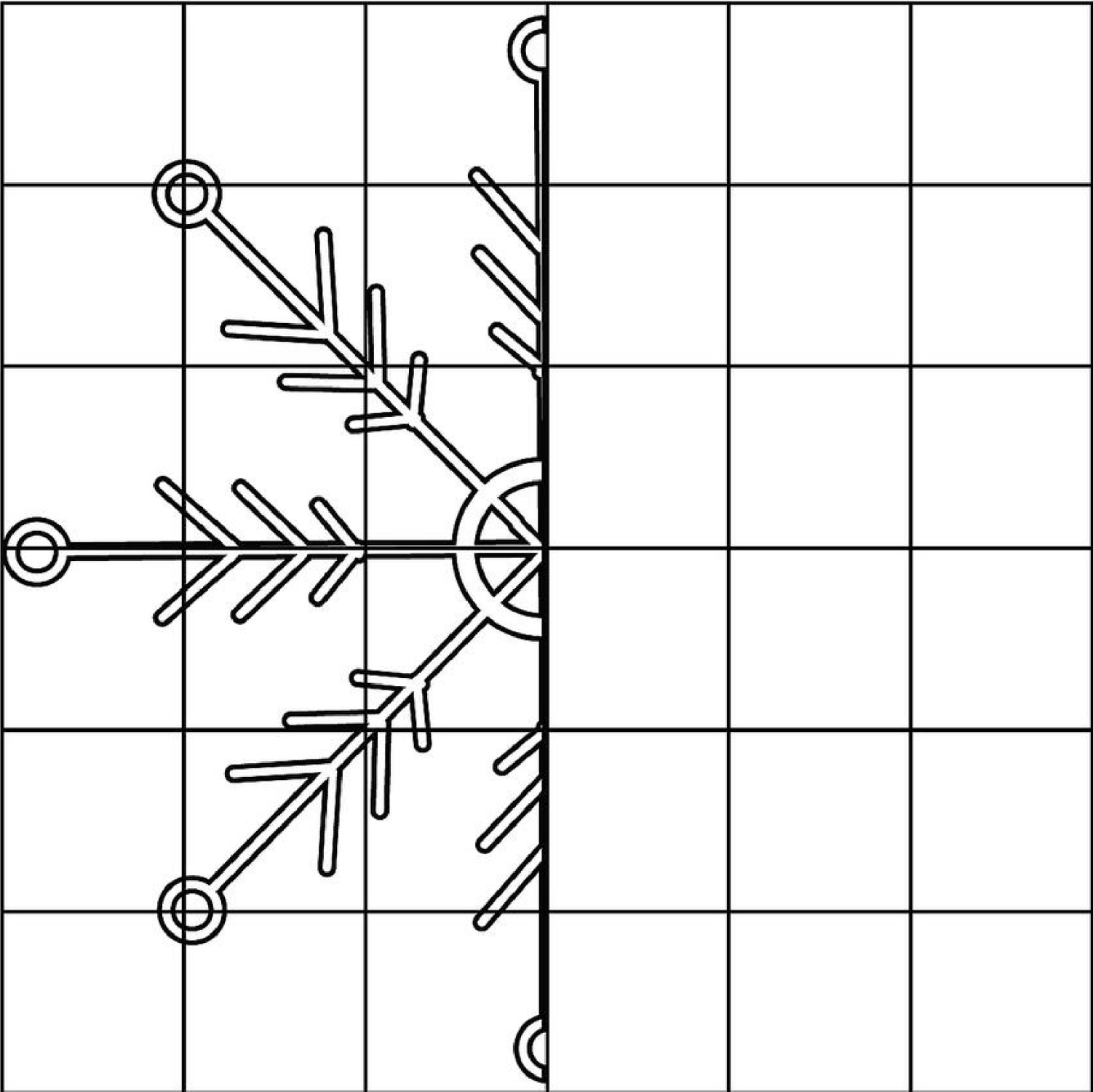
Draw a line from dot number 1 to dot number 2, then from dot number 2 to dot number 3, 3 to 4, and so on. Continue to join the dots until you have connected all the numbered dots. Then, color the picture!







COMPLETE THE DRAWING



Crescent[®]
foods

