

Thank you for purchasing an Edge Series

Aquarium LED Fixture. When maintained properly, this unit will provide you with years of service.

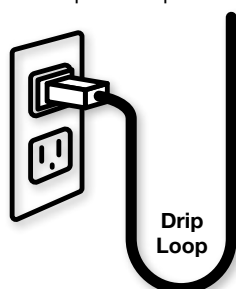


WARNING: Please read carefully before proceeding with installation. Your failure to follow any attached instructions and operating parameters may lead to the product's failure.

A) READ AND FOLLOW ALL SAFETY INSTRUCTIONS.

B) **DANGER** – To avoid possible electric shock, special care should be taken since water is employed in the use of aquarium equipment. For each of the following situations, do not attempt repairs by yourself; return the appliance to an authorized service facility for service or discard the appliance:

- 1) If the appliance falls into the water, **DON'T** reach for it! First unplug it and then retrieve it. If electrical components of the appliance get wet, unplug the appliance immediately. (non-immersible equipment only)
- 2) If the appliance shows any sign of abnormal water leakage, immediately unplug it from the power source. (immersible equipment only)
- 3) Carefully examine the appliance after installation. It should not be plugged in if there is water on parts not intended to be wet.
- 4) Do not operate any appliance if it has a damaged cord or plug, or if it is malfunctioning or has been dropped or damaged in any manner.
- 5) To avoid the possibility of the appliance plug or receptacle getting wet, position aquarium stand and tank to one side of a wall-mounted receptacle to prevent water from dripping onto the receptacle or plug.



A "drip loop," shown in the figure to the left, should be arranged by the user for each cord connecting an aquarium appliance to a receptacle. The "drip loop" is that part of the cord below the level of the receptacle, or the connector if an extension cord is used, to prevent water traveling along the cord and coming in contact with the receptacle. If the plug or receptacle does get wet, **DON'T** unplug the cord. Disconnect the fuse or circuit breaker that supplies power to the appliance. Then, unplug and examine for water in the receptacle.

- C) Close supervision is necessary when any appliance is used by or near children.
- D) To avoid injury, do not contact moving parts or hot parts such as heaters, reflectors, lamp bulbs, and the like.
- E) Always unplug an appliance from an outlet when not in use, before putting on or taking off parts, and before cleaning. Never yank the cord to pull the plug from outlet. Grasp the plug and pull to disconnect.
- F) Do not use an appliance for other than intended use. The use of attachments not recommended or sold by the appliance manufacturer may cause an unsafe condition.
- G) Do not install or store the appliance where it will be exposed to the weather or to temperatures below freezing.
- H) Make sure an appliance mounted on a tank is securely installed before operating it.
- I) Read and observe all the important notices on the appliance.
- J) If an extension cord is necessary, a cord with a proper rating should be used. A cord rated for less amperes or watts than the appliance rating may overheat. Care should be taken to arrange the cord so that it will not be tripped over or pulled.
- K) For added safety, the appliance must be plugged into a receptacle controlled by a GFCI (ground fault interrupter) circuit breaker. The device must be properly connected to a grounded three-prong receptacle.
- L) This appliance is intended **FOR HOUSEHOLD USE ONLY.**
- M) **SAVE THESE INSTRUCTIONS.**



OVERVIEW

Your Edge LED fixture uses a special combination of LED's that are optimal for either a freshwater planted aquarium or reef aquarium. Using the **HME AQUA phone App** makes it easy to be successful with your lighting by offering pre-set lighting configurations, taking the guesswork out of how much red or purple your aquarium needs. Of course, you can always customize the colors too.

The IPX7 waterproof housing allows the fixture to be placed over an open-water aquarium, giving more light to plants or corals.

SET-UP

- 1) Read the Safety Instructions to the left.
Plug in the power cord to the light fixture.

- 2) Turn on your phone's Bluetooth®.



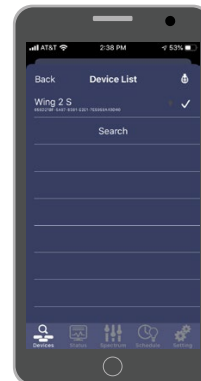
- 3) Download the HME AQUA App from the App Store or Google Play.



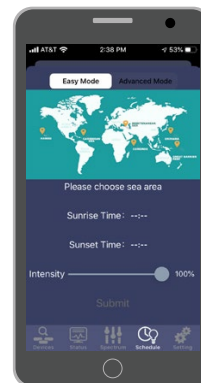
- 4) Open the HME AQUA App. The fixture will be listed in the Device List. Tap on the fixture to connect.

If you do not see any fixtures, tap **Search** to refresh the list.

Enter the passcode for the fixture:
24897673



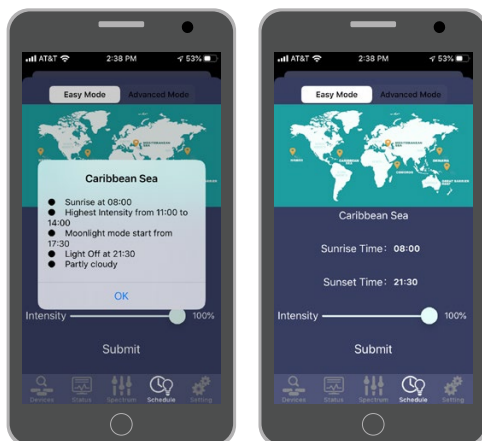
- 5) Tap **Schedule** on the bottom menu and then select the part of the world where you would like to mimic the natural sunlight.



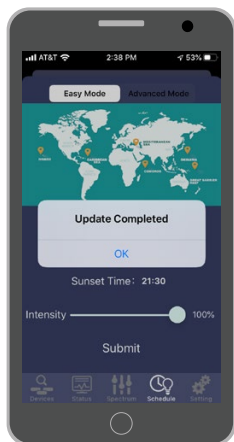
(continued next page)

SET-UP (cont.)

6) The Sunrise and Sunset will automatically be set based on the part of the world you select. You can modify the times by tapping on the pre-set time.



7) When you are finished, tap **Submit** so that your settings are transferred to the light fixture. You can then close the App and the fixture will continue to run on the program.



**Congratulations,
you are all set to enjoy
your new light!**

ADVANCED SETTINGS

The App also allows customized settings including changing the light spectrum, probability and intensity of lightning and cloud cover and more. You can even link multiple fixtures together and control as a single fixture.

For **advanced programming tips**, visit the HME Edge page at www.aquaticlife.com for details.

INSTALLATION

The Aquarium Frame Mounts included with the Edge fixture are adjustable and can extend from both sides of the fixture.

UNIT MAINTENANCE

Turn off the power to the LED fixture and allow it to cool. Wipe the housing with a clean moist/semi dry cloth to remove dust, salt and other debris that may build-up on the fixture.

PRODUCT REGISTRATION

Register Online at www.aquaticlife.com

NEED HELP?

E-mail: @aquaticlife.com

Toll Free: 888-548-3480

Local: 818-768-6943

HM ELECTRONICS EDGE SERIES MODELS

	24"	36"	48"
FRESHWATER	420340	420341	420342
MARINE	420343	420344	420345

LIMITED WARRANTY

Aquatic Life warrants that this product shall be free from defective electrical components and leaks or cracks due to defects in materials or workmanship for a period of twelve (12) months from the date of purchase. If a defect is shown, Aquatic Life will, at Aquatic Life's sole discretion, either repair or replace the product without charge. No cash refunds will be made. This warranty is provided solely to the original consumer purchaser of the product and may not be transferred or assigned.

This warranty does not apply to damage resulting from accident, misuse, abuse, lack of reasonable care, failure to follow safety and installation instructions, use of the product with non-standard electrical service, or any other defect not resulting from defects in the electrical components of the product or defects in materials or workmanship. This warranty will not be effective unless and until the Aquatic Life product is shown to have been used in accordance with the safety and installation instructions accompanying the product.

THIS CONSTITUTES AQUATIC LIFE'S ENTIRE WARRANTY AND AQUATIC LIFE MAKES NO OTHER WARRANTIES, WHETHER EXPRESS OR IMPLIED, WITH RESPECT TO THE PRODUCT. AQUATIC LIFE, LLC SPECIFICALLY DISCLAIMS ANY AND ALL IMPLIED WARRANTIES, INCLUDING, WITHOUT LIMITATION, WARRANTIES OF MERCHANTABILITY AND FITNESS FOR A PARTICULAR PURPOSE. IF AQUATIC LIFE, LLC CANNOT LAW FULLY DISCLAIM IMPLIED WARRANTIES UNDER THIS LIMITED WARRANTY, ALL SUCH WARRANTIES, INCLUDING WARRANTIES OF MERCHANTABILITY AND FITNESS FOR A PARTICULAR PURPOSE ARE LIMITED IN DURATION TO THE DURATION OF THIS WARRANTY. AQUATIC LIFE IS NOT RESPONSIBLE FOR DIRECT, SPECIAL, INCIDENTAL OR CONSEQUENTIAL DAMAGES RESULTING FROM ANY BREACH OF WARRANTY OR CONDITION, OR UNDER ANY OTHER LEGAL THEORY. AQUATIC LIFE EXPRESSLY DISCLAIMS ALL ALLEGED DAMAGES FOR LOSS OF MARINE LIFE, PERSONAL INJURY, AND/OR PROPERTY DAMAGE.

Some states and provinces do not allow the exclusion or limitation of incidental or consequential damages or exclusions or limitations on the duration of implied warranties or conditions, so the above limitations or exclusions may not apply to you. This warranty gives you specific legal rights, and you may also have other rights that vary by state or province.

Aquatic Life shall not have any obligations under this warranty unless the owner notifies Aquatic Life in writing of any alleged defect(s) within 30 days of discovery of the defect(s). Any notice to Aquatic Life must be delivered by United States or electronic mail to the following address:

Aquatic Life | 9710 Klingerman St. | S El Monte, CA | 91733
Email: customersupport@aquaticlife.com

Aquatic Life & HEP are trademarks of their respective owners.
 © Lifetime Products LLC
 Patented