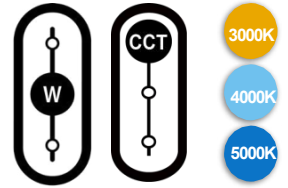


LED High Bay Light

Power and CCT Adjustable



Switchable Wattage and CCT

Smaller, lighter, and more powerful.

The improved, more competitive ufo high bay.



Features:

- ◆ Light Efficiency: 140lm/W-190lm/W
- ◆ Unique design, multiple power settings controlled by a dip switch
- ◆ High bright SMD 2835/3030,LM80 listed;
- ◆ Optics of 120°/ 90°/60°available on request;
- ◆ High-transmittance and anti-UV Polycarbonate lens;
- ◆ Excellent thermal management design;
- ◆ Die-casting aluminum with polyester powder coat finish;
- ◆ IP65/IK08/4KV rating for outdoor usage;
- ◆ Hook hanging and U-bracket installation are available;
- ◆ Energy savings, no UV and IR radiations, emits low heat;
- ◆ 0-10V or 1-10V dimming for low power consumption;
- ◆ ETL/cETL/SAA/DLC/C-TICK/FCC/CE/RoHS approval;
- ◆ 7 years warranty

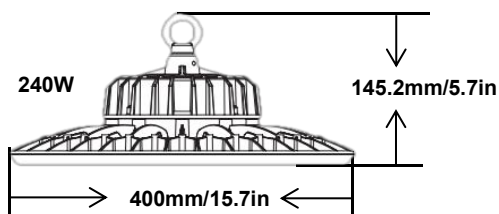
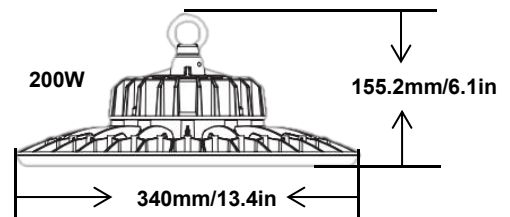
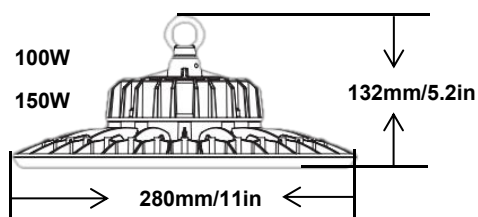


Specifications:


Model	2UFO100-CB	2UFO150-CBX	2UFO200-CBX	2UFO240-CBX
Wattage	100W	150W	200W	240W
Input Voltage	120-277V/277-480V/120-347V			
Luminous Flux	14000lm-19000lm	21000lm-28500lm	28000lm-38000lm	33600lm-45600lm
Color Temperature	3000-6500K			
Beam Angle	120°/ 90°/60°			
CRI	>70(Ra80 or Ra90 optional)			
PF	≥0.95			
Operation Temperature	-40°C~50°C			
Net Weigh(kg/lbs)	1.9/4.2	1.9/4.2	2.5/5.5	3.2/7.0
GrossWeight(kg/lbs)	2.3/5.1	2.3/5.1	3.2/7.0	3.7/8.1
Size of box(mm/in)	330*330*155/13*13*6.1	330*330*155/13*13*6.1	400*400*155/15.7*15.7*6.1	445*445*155/17.5*17.5*6.1

Dimension:

Unit: mm/in



Details:



- High bright SMD
• 2835/3030, Lm80 listed.



- G LED driver, 1-10V or 0-10V dimming, high reliable, offer 7 years warranty



- The switch selector allows customers to simply select different wattages.



- Die cast hook mount standard for ease of installation, surface mounted baracket optional.



- The die cast aluminum alloy body, cooling fins provide maximum



- 3 kinds of beam angle options to suit different lighting requirements in different areas.




- 60°/90° of PC/Aluminum Reflectors are optional.



- IP65 waterproof for wet location

Application:

LED UFO high bay fixtures are ideal for Warehouses, Manufacturing Facilities, Gymsnasiums, Aviation Hangars, Convention Centers, Big Box Retail Stores, Cold Storage Facilities.



Factory workshop



Large supermarkets



Sports venues



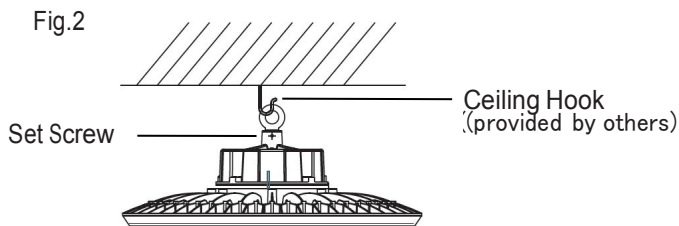
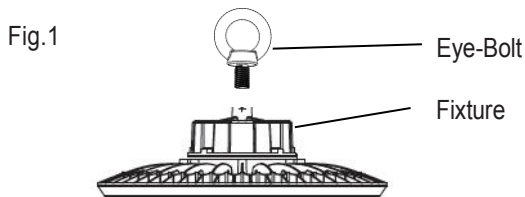
Airport

Installation Instruction:

Hook Mounting



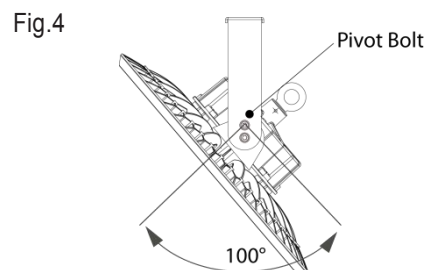
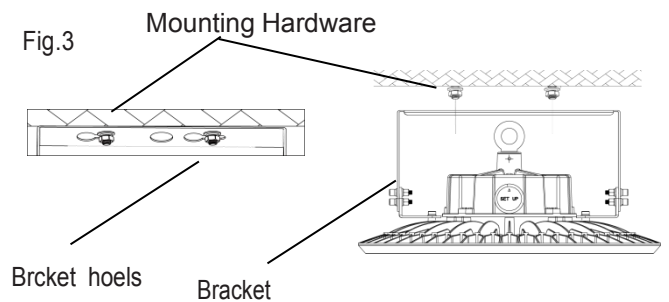
1. Screw the Eye-Bolt into the Fixture (Fig. 1). Tighten and secure with Set Screw (Fig. 2).
2. Hang the Fixture on the Ceiling Hook or chain (provided by others) as shown in Fig. 2.
3. After installation, connect the fixture wires to power supply. Use appropriate UL approved wire connectors as required by code to complete wiring.



Surface Mounting

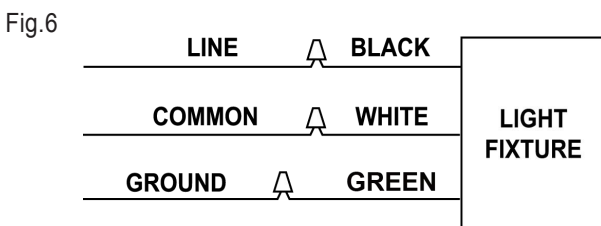
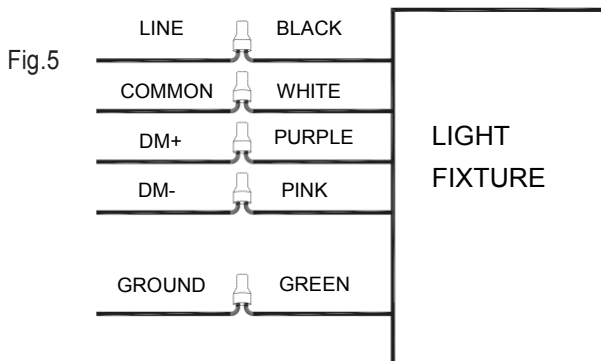


1. Secure bracket to fixture and mounting surface (Fig. 3) per instructions.
2. After installation, connect the fixture wires to power supply. Use appropriate UL approved wire connectors as required by code to complete wiring.
3. Loosen Pivot Bolts and swivel fixture to desired angle. Fixture can adjust 50° to the left or right vertically (Fig. 4).



WIRING:

RISK OF FIRE: Universal voltage driver permits operation at 120V through 277V, 277V through 480V, 120V through 347V, 50 or 60 Hz . For 1-10V dimming follow wiring directions as shown in Fig. 5. For non-dimming , follow the wiring directions as shown in Fig.6.




FIELD-ADJUSTABLE CCT & WATTAGE:

Follow instructions below to change the Fixture Power (W) and/or Color Temperature (CCT) from factory settings:

1. Locate the Field Adjustable Switches on Fixture Housing as shown below. Remove waterproof gasket.
2. Select Power (W) and/or Color Temperature (CCT) by sliding respective switch to the desired value (Fig.7). Re-install waterproof gasket.

Fig.7



Optional Accessories:

