

PRP Platinum Racing Products

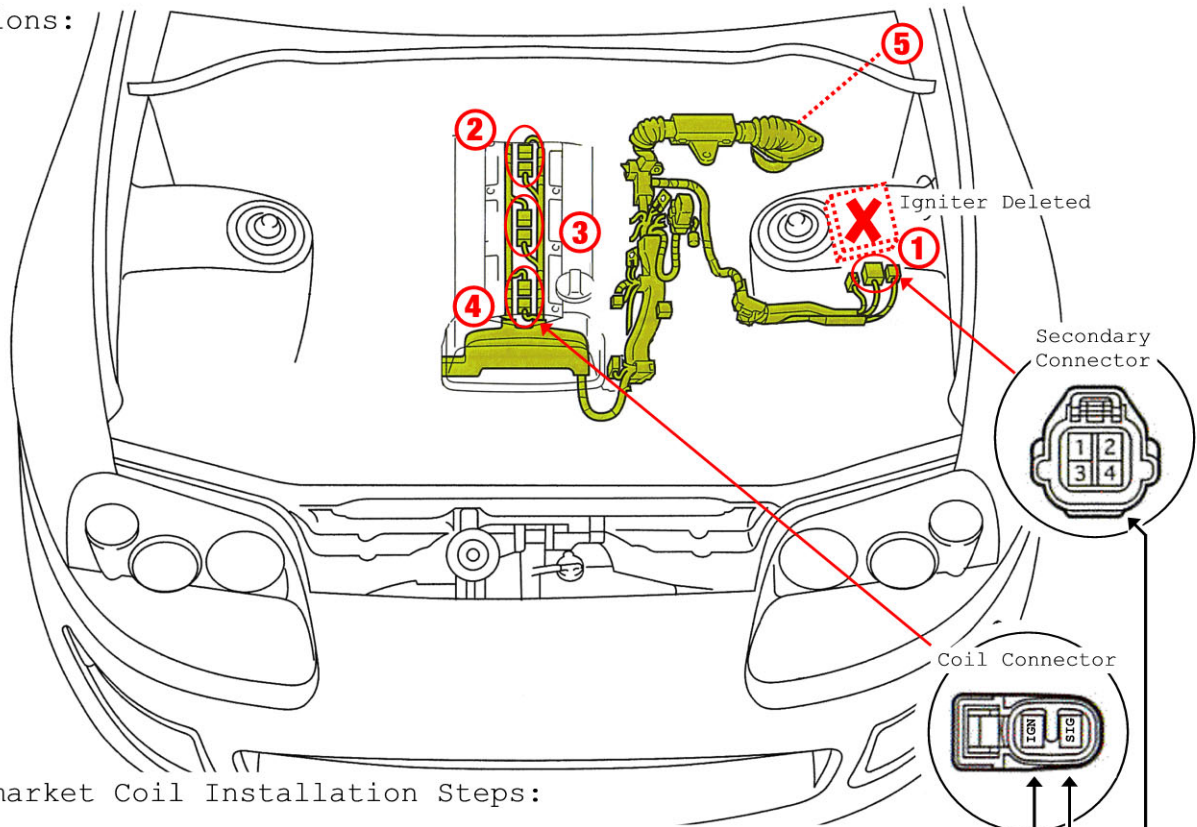
Data Sheet: 1JZ-GTE/2JZ-GTE Non-VVTi Igniter Delete Patch Connector

Neat removal of external factory igniter, to allow easy installation of aftermarket coils with built-in igniters utilising existing factory wiring harness.

This patch facilitates the installation of PRP R35 coils for use with aftermarket ECUs. Factory ECU use is not advised. The removal of the factory igniter while retaining the factory ECU will cause possible error codes and not retain a Tachometer.

IMPORTANT NOTE: Further modification to the existing OEM engine harness is needed to fit internal igniter coils. Please be certain you are familiar with the purpose of this patch harness. PRP takes no responsibility for any damage caused by incorrect installation of this part. If unsure, consult a qualified auto electrician for assistance.

Locations:

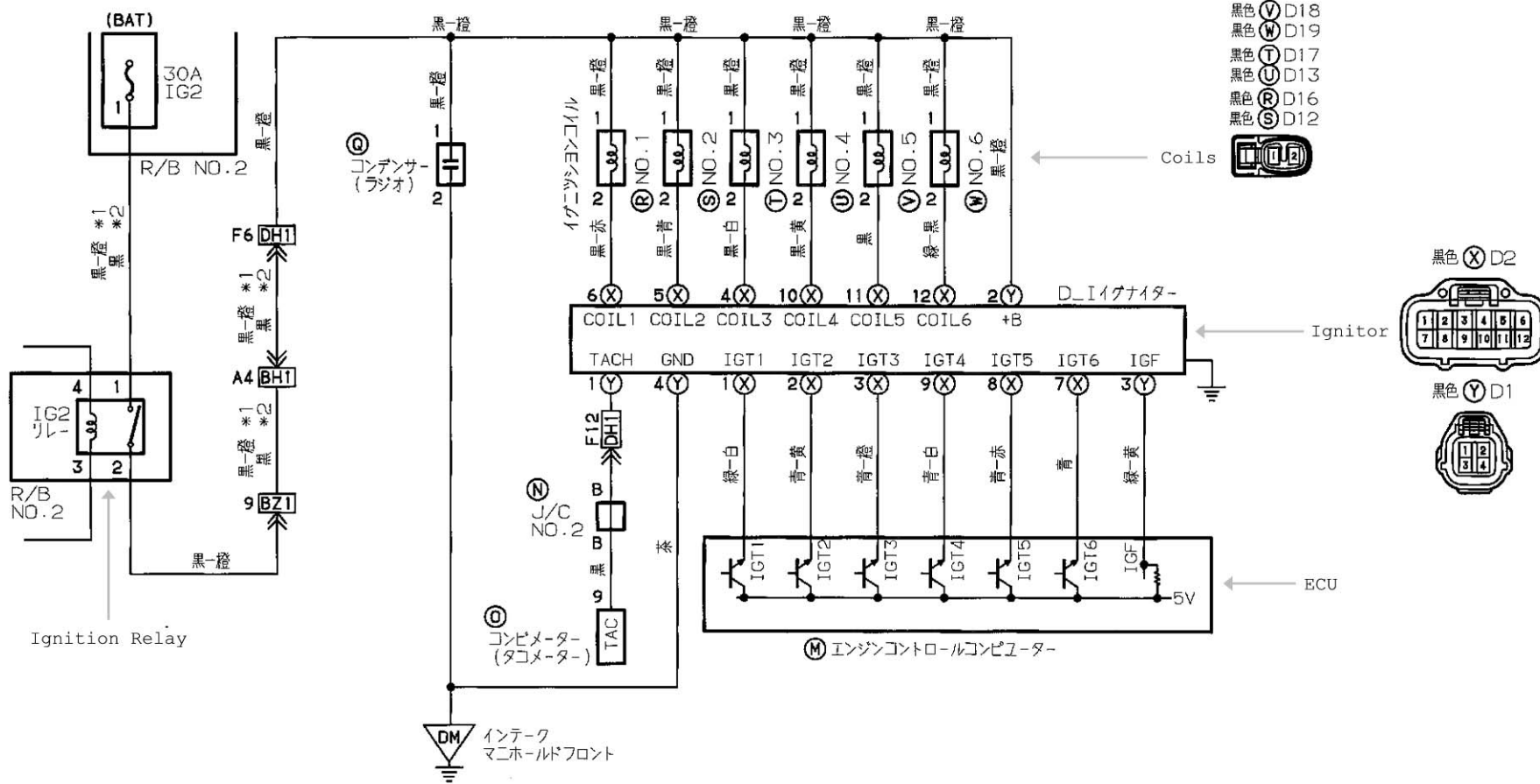


Aftermarket Coil Installation Steps:

1. Remove Igniter and connect igniter delete patch connector.
2. Remove factory coils.
3. Remove factory coil connectors from harness.
Take note of coil position & wire colours.
4. Crimp new coil connectors to existing wires.
 - IGN Power wire is the common coloured wire on the harness.
 - Signal wire is the varying wire colour on the harness.
 - Ground wire will need to be added into the current harness and grounded to the engine to complete new coil wiring.
5. Reference factory IGT wires with ECU to signal fire coils.

Optional: Secondary 4pin connector is included for IGN Power, Ground & Tachometer connections. Pinouts and OEM schematics reference on back.

OEM Schematics 1JZ-GTE/2JZ-GTE:



- 黒色 (V) D18
- 黒色 (W) D19
- 黒色 (T) D17
- 黒色 (U) D13
- 黒色 (R) D16
- 黒色 (S) D12



Ignitor



ECU



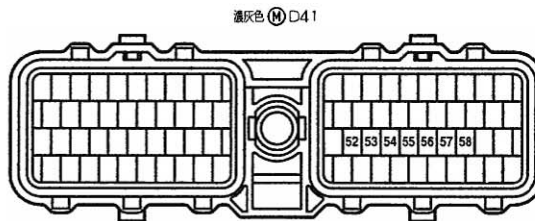
ECU Connector Pinouts:

ECU Connector:	D41	C88
Engine:	2JZ-GTE	1JZ-GTE
Coil 1:	Pin #57	Pin #24
Coil 2:	Pin #56	Pin #16
Coil 3:	Pin #55	Pin #15
Coil 4:	Pin #54	Pin #26
Coil 5:	Pin #53	Pin #30
Coil 6:	Pin #52	Pin #29

1JZ-GTE:



2JZ-GTE:



Optional Connector:

Use this additional connector for Power, Ground & Tacho.

1. Tacho
2. Power
3. IGF Signal
4. Ground

