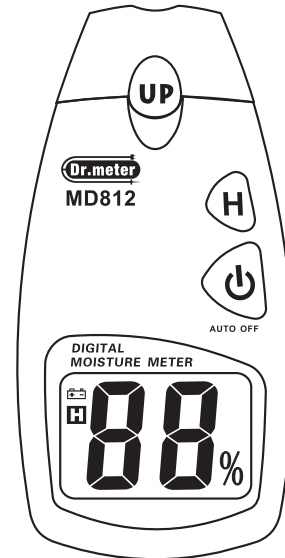





DIGITAL MOISTURE METER OPERATION MANUAL




As this device is an intellectual precise measurement apparatus, it is very important that you read through these instructions before using this device.

5. As the battery power is not sufficient. LCD will display "  ", and replacement of one new battery type 9V is required.
6. Removed the battery if don't use it for a long time.

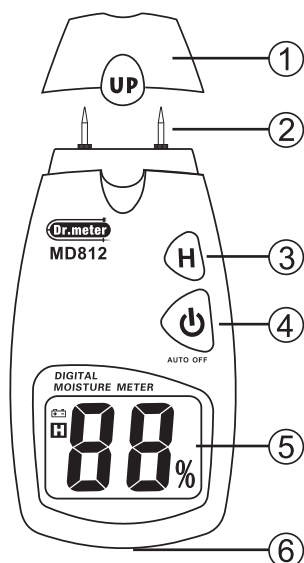
Thank you for purchase our Products. Please read this manual first before use it. It will tell you how to use it and simply inspect it so as to exert the ruggedization and durable of it's merit. The instrument is a delicate one, which used to measure the containing water of wood, bamboo, paper etc.

I . FEATURES:

- * Digital large size LCD display
- * Range: 5% to 40%
- * Resolution: 1%
- * Auto off 10 minutes after starting up
- * High resolution and response quickly
- * Date hold
- * Symbol and unit display can read the value convenience
- * Low battery symbol "  "
- * Power: one 9V battery
- * Dimension: 130×63×32mm
- * Weigh: approx. 116g (including battery)
- * Operation temperature:
0 °C to 40 °C (32 °F to 104 °F)
0 to 70%RH

II. FRONT PANEL DESCRIPTIONS

1. Probe shield
2. Measure probe
3. Date-hold button
4. Power button
5. LCD display
6. Battery cover



III. MEASURING METHOD

- A. Press "Ⓜ" button to open the meter, and then insert the pins into the object approx. 5mm, it will display the containing water of the object on LCD.
- B. Press "Ⓜ" button then can hold current value with "H" symbol, press "Ⓜ" again, which can cancel hold function.
- C. After measuring, press "Ⓜ" button, turn off power and cover probe shield, then measuring is over.

IV. REMARKS

1. The pins are very sharp and don't let children play.
2. Don't point pins at humans or animal to avoid the injury others when using it.
3. The instrument is high resistance and well insulator. Keep it dry and clean so as to insure the accuracy of measure when store and using it.
4. If meter is not going to use for a long time, meter auto turn off in 10 minutes.