



## INSTRUCTION FOR HOW TO USE RAPID CRS

Thank you for purchasing RAPID CRS.  
Please read this manual thoroughly before  
using the RAPID CRS. Please keep this  
manual somewhere easily accessible.


### Product Specification

Catalog Number	RCRS00001
Product Name	RAPID CRS
Seal Type	Adhesive Plate Seal
Material	Polypropylene, PET
Optical Property	Optical transmittance Above 90% for wavelengths ranging from 288 nm to 1000 nm
Functional Temperature Range	-80°C~100°C
Size	W 80 mm x L 142 mm
Volume	100 sheets/pack

※ Contents are subject to change without prior notice.


### How To Seal ※ Please wear gloves before using.

1




Peel off the separation film using a slit to expose  
the adhesive side of RAPID CRS.

2



Apply the adhesive side of the sealing sheet to the plate.  
After that, press surface using a hand or pad to adhere tightly.


3



Protruded Parts

Cut both protruded parts along the dotted line while pulling them upwards,  
then please hold the plate with other hand, otherwise it is difficult to cut well.

4



Complete!!

### ⚠ CAUTION

Always remove the plate seal carefully. Only use undamaged and visibly perfect plate seals from intact packages. Store at room temperature and protect from direct sunlight and UV light. Dispose of used consumables in accordance with the rules applicable to your laboratories. The mechanical resistance and the dimensions of this product are affected by autoclaving.



Innovations United  
300 East 57<sup>th</sup> Street Suite 11J  
New York, NY 10022  
Web: [www.innovationsunited.com](http://www.innovationsunited.com)

Tel: 212-204-0075  
Fax: 484-313-6368  
Email: [info@innovationsunited.com](mailto:info@innovationsunited.com)