



¡HOLA, ESCUELA!
HELLO, SCHOOL!

Printable activities to accompany your Mi Mundo Bilingüe box.



Continue having fun with la escuela & the alphabet!
This packet is full of activities and ideas that will spark your child's curiosity and imagination. Don't forget to share pictures with us!
We love to see you learn and play together.

WHAT'S INSIDE?

Crafts

Community helper coloring pages

Dramatic play labels & ideas

Math & literacy activities

Interactive early reader


Learn & Play calendar and tracker


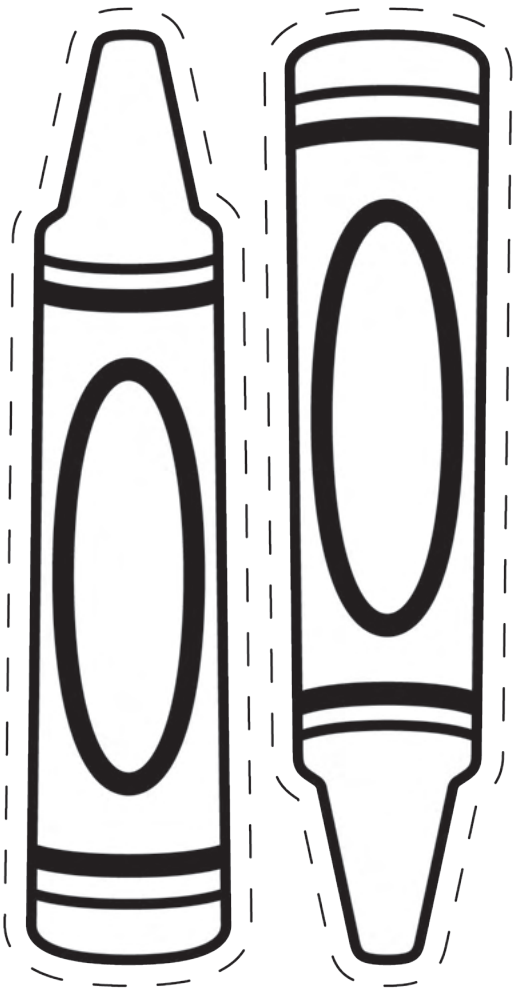

Learning certificates

Share your fun & learning with us! Tag us @holdamigobox



NAME CRAYON CRAFT


1. IMPRIME- PRINT: Print the craft sheets with the yellow crayon. 
2. ESCRIBE - WRITE: Trace the colors on the labels. Write one letter of your child's name on each crayon.
3. COLOREA- COLOR: Color the crayon box, crayons, and labels.
4. CORTA - CUT: Cut out the crayons, box, and labels.
5. PEGA - GLUE: Glue the labels onto the correct crayons. Fold the box & glue or tape the sides to make a pocket.
6. JUEGA - PLAY: Use the crayons to play games.
 - Mix up the crayons and put them in order to form your name.
 - Ask your child to put the crayons in the box in a certain order.
 - Match the crayon colors to items in your home or items in the box.



mi caja de
crayones

my box of
crayons






Todo sobre mi All About Me

MIS COSAS FAVORITAS
My favorite things


COLOR



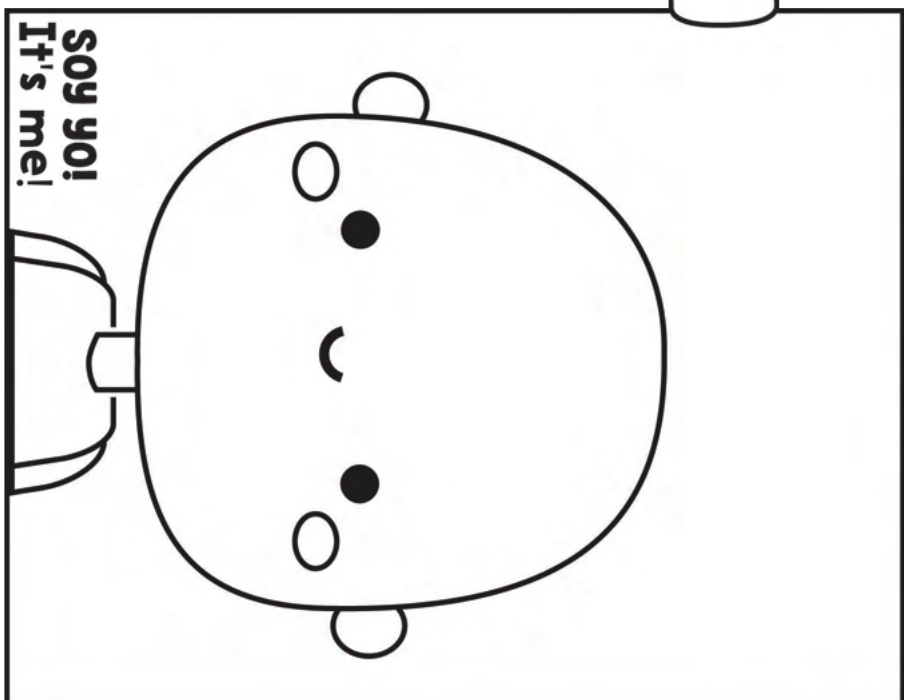
COMIDA
food



ANIMAL

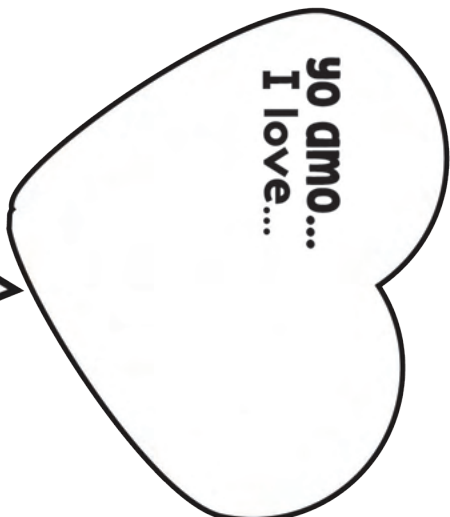


SOY YO!
It's me!



MI NOMBRE ES
My name is

YO AMO...
I love...



TENGO
I am

AÑOS
years old

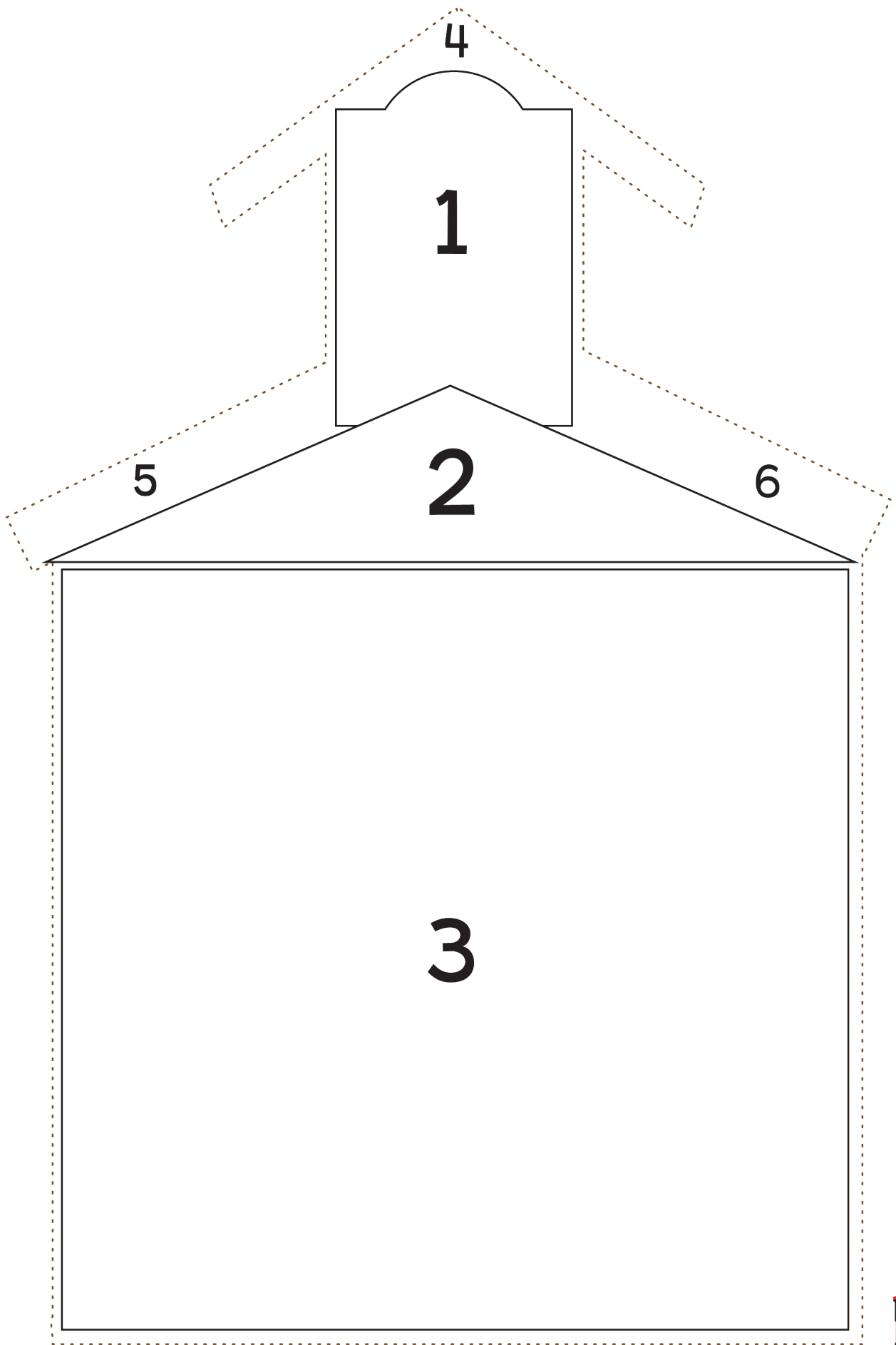





MI CUMPLEAÑOS
My Birthday



¡HELLO
AMIGO!




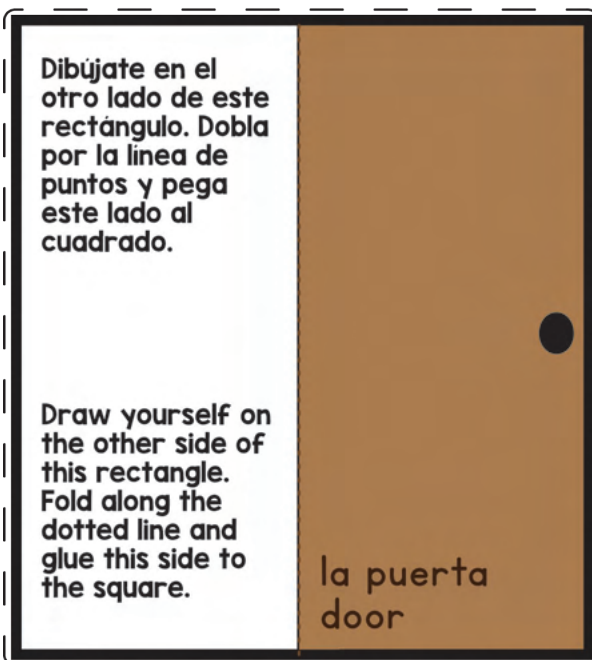







SCHOOL CRAFT

1. IMPRIME - PRINT: Print the craft sheets with the red school.
2. CORTA - CUT: Cut on the dashed lines.
3. PEGA - GLUE: Glue the pieces onto the sheet with the outline.



LOS MAESTROS

nos ayudan a aprender.



TEACHERS

help us learn.

LOS BIBLIOTECARIOS

nos ayudan a aprender y
a encontrar los libros perfectos.



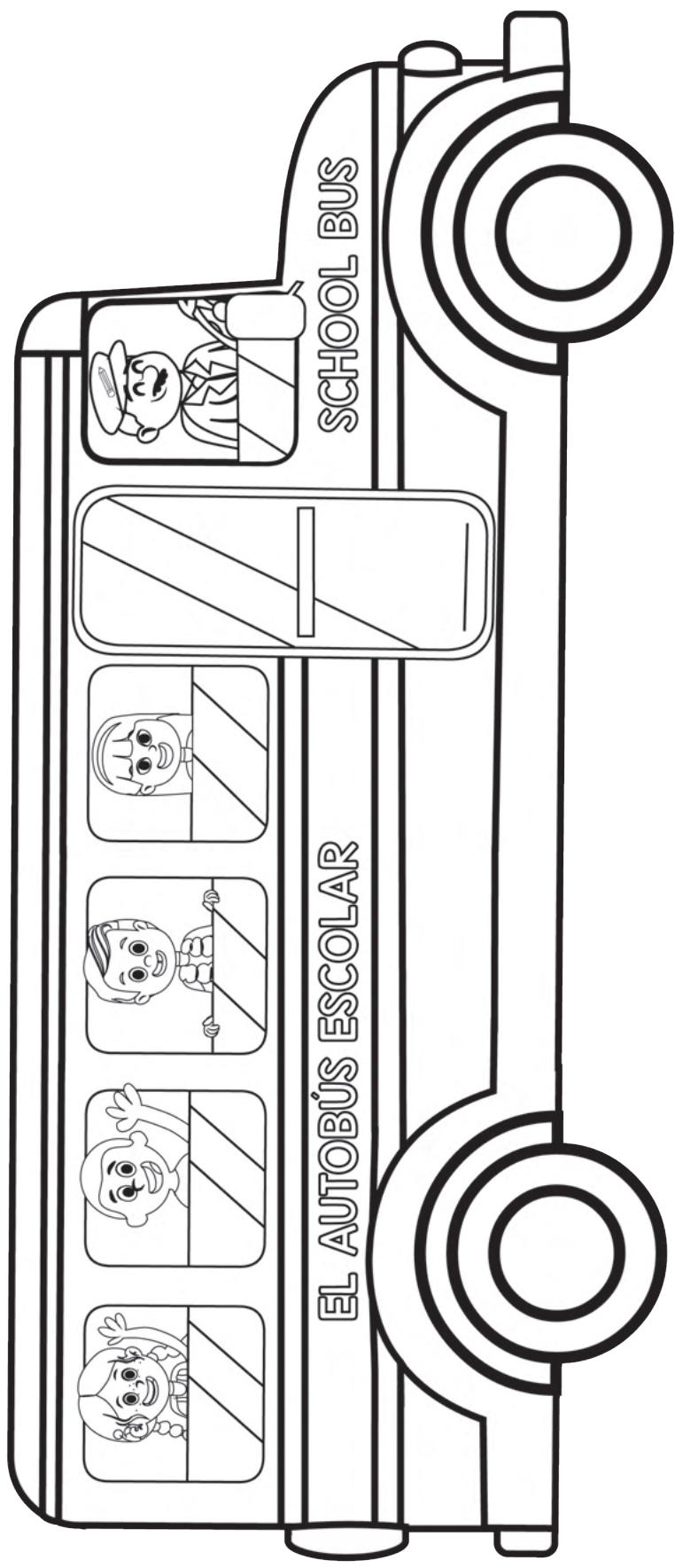
LIBRARIANS

help us learn and find the perfect books.

HOLA
AMIGO

LOS CONDUCTORES DE AUTOBÚS

nos ayudan a llegar a la escuela de manera segura.



BUS DRIVERS
help us get to school safely.

LOS AYUDANTES DE CAFETERIA

nos ayudan a comer almuerzos saludables.



HOLA
AMIGO

CAFETERIA AIDES

help us eat healthy lunches.

Yo exploré la escuela en
MI MUNDO BILINGÜE.



I explored the school in
MY BILINGUAL WORLD.



**¡Me gusta aprender con
MI MUNDO BILINGÜE!**



**I like to learn with
MI MUNDO BILINGÜE!**





LA ESCUELA
SCHOOL



la maestra
teacher



LA ESCUELA
SCHOOL



el maestro
teacher



LA ESCUELA
SCHOOL



la bibliotecaria
librarian



LA ESCUELA
SCHOOL



el bibliotecario
librarian



LA ESCUELA
SCHOOL



la conductora
driver



LA ESCUELA
SCHOOL



el conductor
driver



LA ESCUELA
SCHOOL



**la ayudante
de cafetería**
cafeteria aide




LA ESCUELA
SCHOOL



**el ayudante
de cafetería**
cafeteria aide




el escritorio
desk



la mesa
table



el papel
paper



los lápices
pencils






los crayones
crayons



los libros
books



el pegamento
glue



las mochilas
backpacks






las letras
letters



los números
numbers



las formas
shapes



los colores
colors





el aula
classroom



el aula de arte
art classroom



el gimnasio
gym



la biblioteca
library



el cuadrado
square

las formas



el círculo
circle



el óvalo
oval



la estrella
star



el hexágono
hexagon




el pentágono
pentagon



el corazón
heart



el rombo
rhombus



el rectángulo
rectangle

shapes



el triángulo
triangle



los números




uno
one



dos two



tres
three



cuatro
four



cinco
five




seis
six



siete
seven



ocho
eight



nueve nine



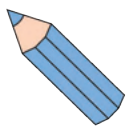
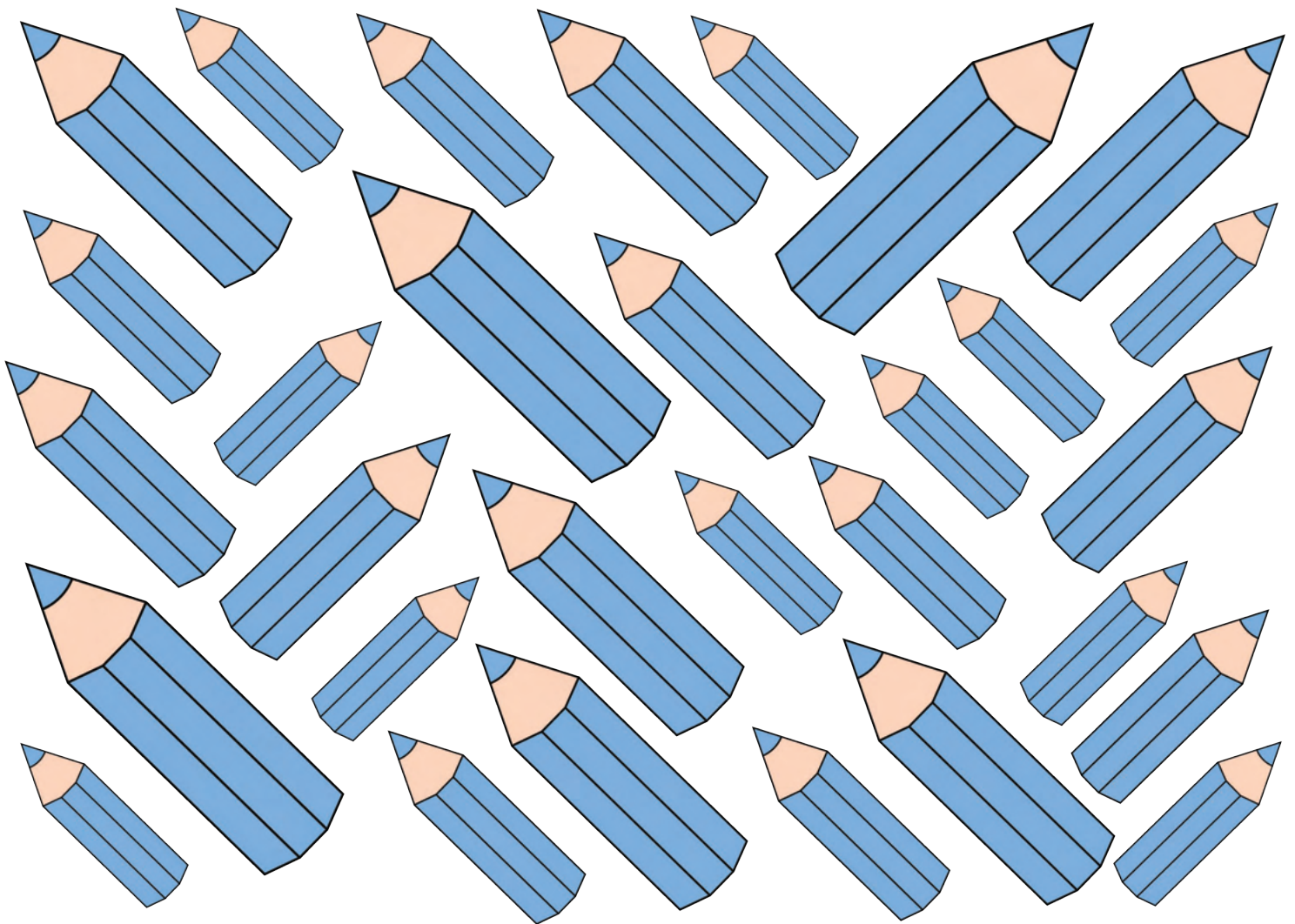
diez ten



numbers

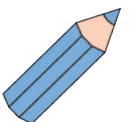
CUENTA Y ESCRIBE

COUNT AND WRITE



¿Cuántos lápices apuntan hacia la izquierda?

How many pencils point to the left?



¿Cuántos lápices apuntan hacia la derecha?

How many pencils point to the right?

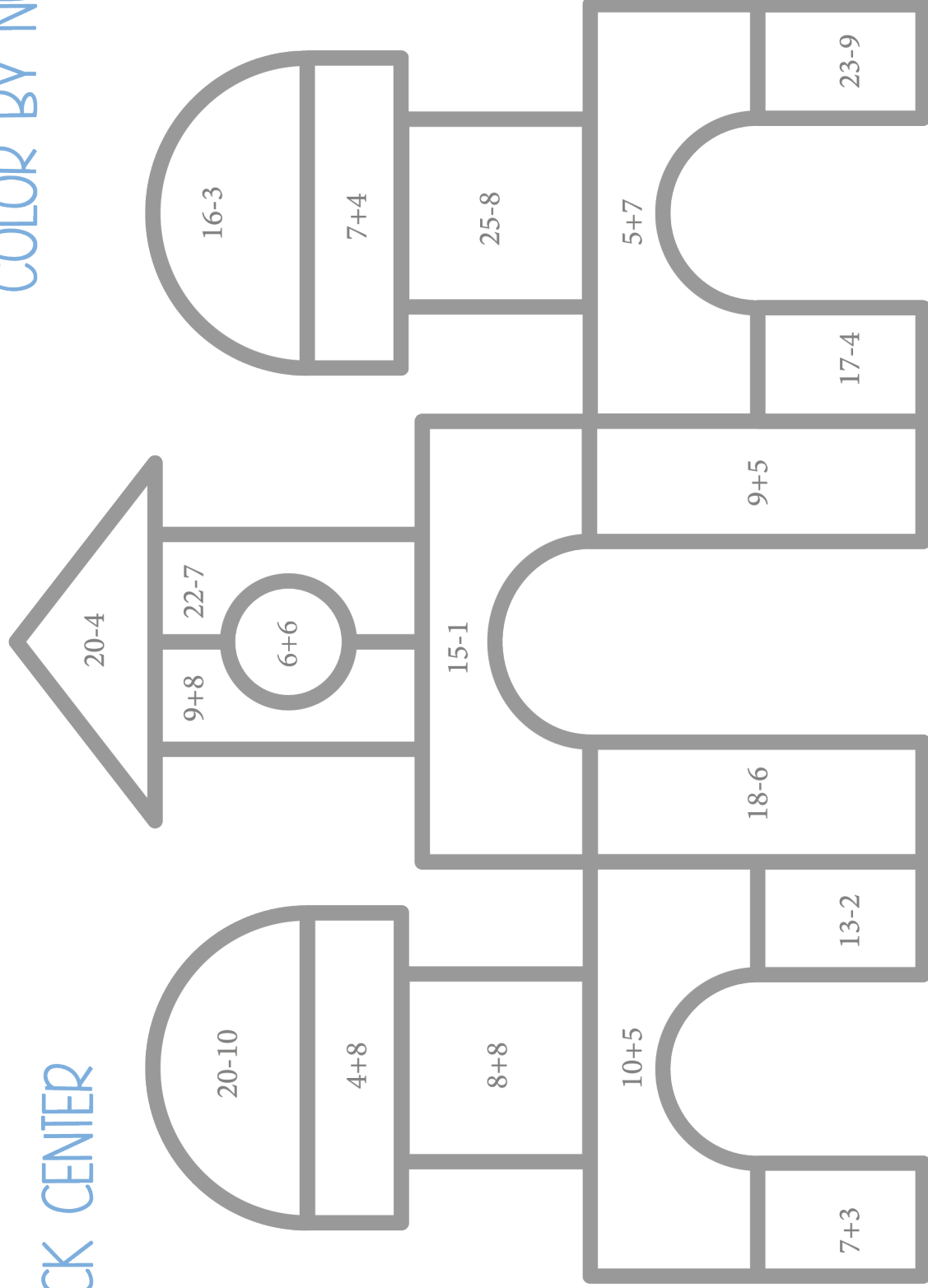


ENTRO DE BLOQUES



BLOCK CENTER

COLOREA POR NÚMERO
COLOR BY NUMBER



rojo - 10
red

amarillo - 11
yellow

anaranjado - 12
orange

verde - 13
green

azul - 14
blue

rosado - 15
pink

negro - 16
black

morado - 17
purple

¿QUIÉN ESTÁ EN EL AUTOBÚS?

WHO IS ON THE BUS?





EN MI MUNDO BILINGÜE

¡puedo ser una maestra!

MI NOMBRE

IN MY BILINGUAL WORLD

NAME

I can be a teacher!



HOLA AMIGO



EN MI MUNDO BILINGÜE

¡puedo ser un maestro!

MI NOMBRE

IN MY BILINGUAL WORLD

NAME

I can be a teacher!



HOLA AMIGO



¡HOLA, ESCUELA!

Hello, school!

Scan the QR Code to find our Resource Page which includes activity videos and links to our Pinterest and YT Playlist!

DAILY
Complete 2-3 activity book pages

MONDAY
Village play prompt:
Welcome to the school. Which room should we visit first?

TUESDAY
Village play prompt:
Let's head to the cafeteria and help prepare lunch for all the students!

WEDNESDAY
Village play prompt:
The kids are ready for recess! What games should we play?

THURSDAY
Village play prompt:
I love making art! Let's visit the art room and decide which crafts to make!

FRIDAY
Village play prompt:
The music class is so fun. Which instruments should we play?

SAT/SUN
Play one of the letter card games together!

Week 1
unbox

build vocabulary

- Your box has arrived! Unbox it together and have fun exploring each item in your box.
- Read the illustrated book and reader at bedtime, quiet time, or snack time.
- Find and count letters in the book.



Week 2
play

gross motor games

Visit the YouTube playlist for songs.

- Listen to the songs in the playlist. Sing and dance while you reinforce letters, numbers, and shapes.
- Place the lowercase letter cards around the room. Hand your child the uppercase letters. Have them hop, run, dance to match the cards.

Week 3
explore

sensory activities

Visit the Pinterest board for details.

- Make a sensory writing tray. Practice writing the letters and words on the cards.
- Use crayons, pencils, or markers to make each uppercase letter.
- Hide the letter tiles in a tray filled with rice. Find the tiles and match them to the alphabet cards.

Week 4
create

dramatic play

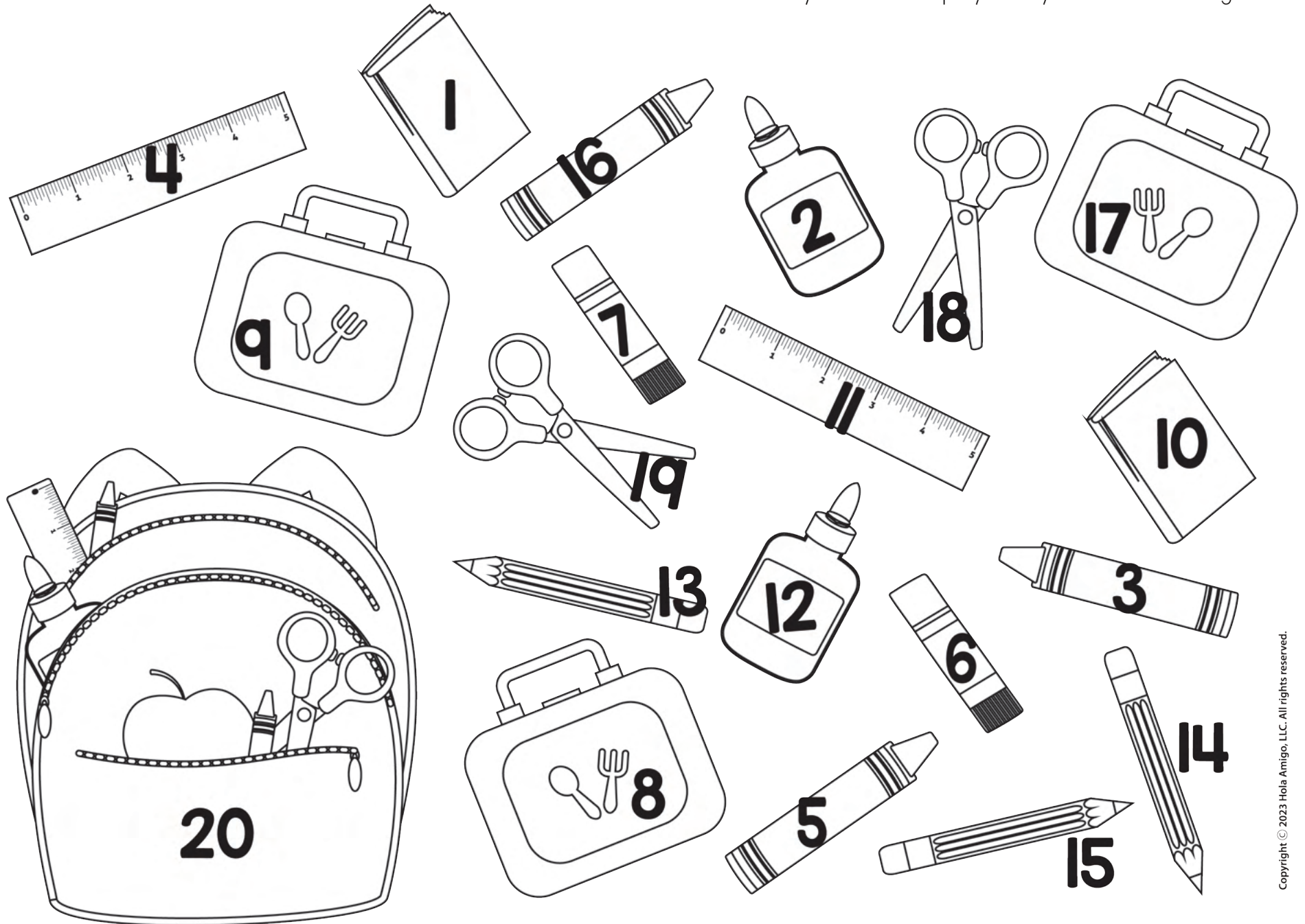
- Set up your own school! Create a play area with the items in your box, printable pack, and your imagination.
- Craft items for your classroom.
- Have fun making letter crafts to decorate your dramatic play area.

MI MUNDO BILINGÜE

La escuela - School

Colorea un útil escolar por cada día que aprendas y juegues con tu caja Mi Mundo Bilingüe.

Color a school supply for each day you learn and play with your Mi Mundo Bilingüe box.





Thank you for respecting our hard work.
We hope you enjoy your activities!
Allison & Conchita



** This product is intended for personal use only. **

No part of this document may be distributed, posted on the internet, copied, edited, resold, or posted to any type of shared drive.

ALL contents of this document are under **copyright protection** including all text, graphics, content, and fonts.



info@holaamigobox.com

3000 SHELBY ST SUITE 5 INDIANAPOLIS, IN 46227

HolaAmigoBox.com

