

# ¡HOLA, HUERTO DE CALABAZAS!

HELLO, PUMPKIN PATCH!

Printable activities to accompany your Mi Mundo Bilingüe box.



Continue having fun with el huerto de calabazas! This packet is full of activities and ideas that will spark your child's curiosity and imagination. Don't forget to share pictures with us! We love to see you learn and play together.

## WHAT'S INSIDE?

Crafts

Coloring pages

Dramatic play labels & ideas

Math & literacy activities


Interactive early reader

Learn & Play calendar and tracker

Learning certificates

Share your fun & learning with us! Tag us @holdamigobox

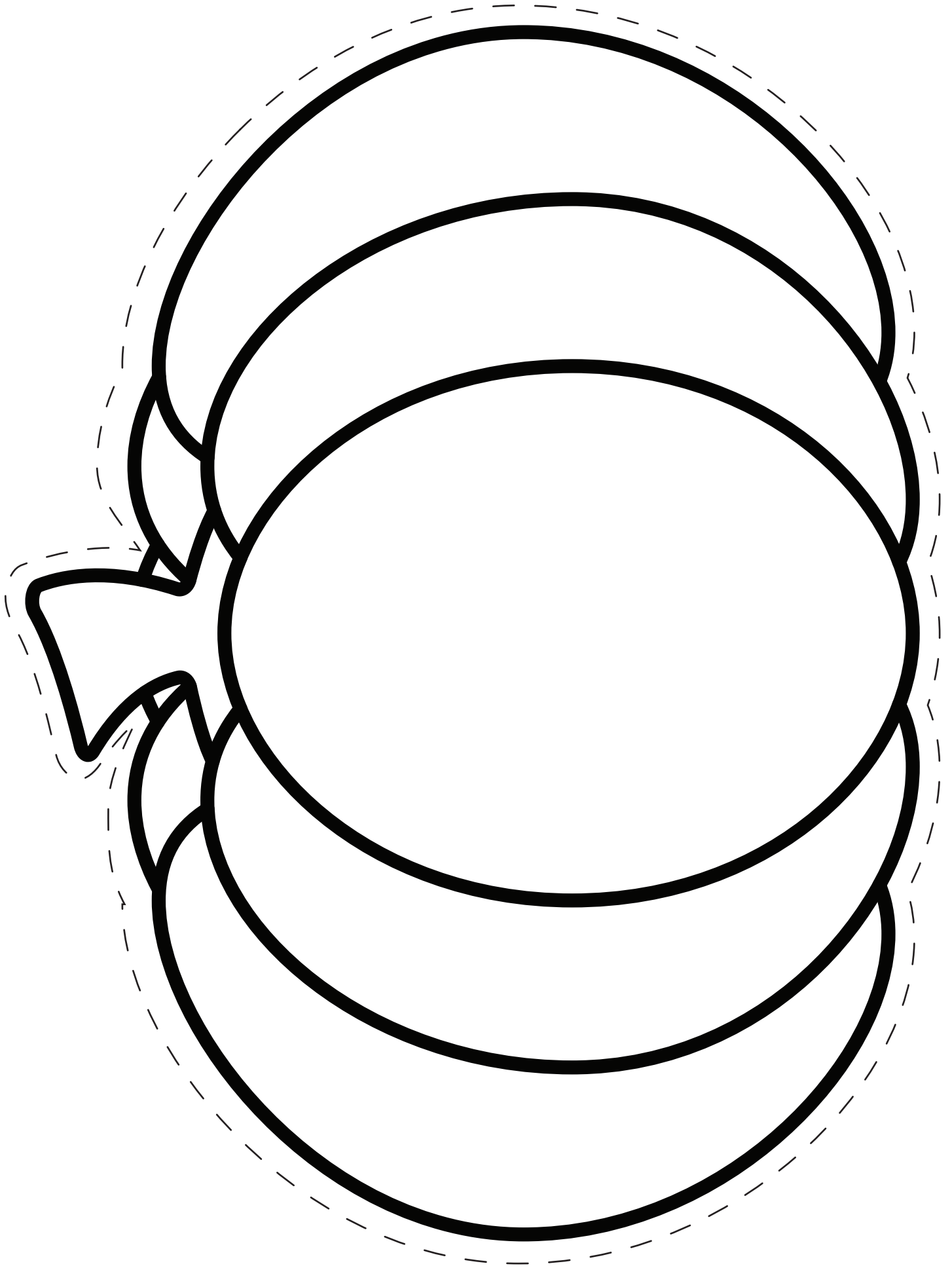





### **PUMPKIN CRAFT**

Fun ways to decorate the pumpkin:

- Mix red and yellow paint to teach about primary and secondary colors.
- Cut small orange squares and glue them onto the pumpkin to create a mosaic.
- Bunch up tissue paper squares and glue them on to create a 3d effect.





A large orange pumpkin-shaped sign with a green stem and a dashed white outline. Inside the pumpkin, there is a string of autumn-themed decorations including leaves and acorns. The text is arranged in three sections: Spanish text at the top, a large word in the middle, and English text at the bottom.

El huerto de  
calabazas está

**ABIERTO**

The pumpkin patch is

**OPEN**




El huerto de  
calabazas está

**CERRADO**

The pumpkin patch is

**CLOSED**



### PUMPKIN GARLAND - LA GUIRNALDA DE CALABAZAS

1. Cut on the dotted lines.
2. Punch holes on the stem or on the top of each pumpkin. (••)
3. Use yarn, string, or a shoe lace to weave your garland together.  
You can also overlap each pumpkin and use glue or staples to make your garland.










**WELCOME**  
**to the**  
**PUMPKIN PATCH**




# LOS AGRICULTORES cultivan las calabazas.



**FARMERS**  
grow pumpkins.

EN MI MUNDO BILINGÜE HAY UN

HUERTO DE  
CALABAZAS.



IN MY BILINGUAL WORLD THERE'S A PUMPKIN PATCH.

Yo exploré el huerto de calabazas en  
MI MUNDO BILINGÜE.



I explored the pumpkin patch in  
MY BILINGUAL WORLD.

HOLA  
AMIGO 

¡Los productos horneados con calabaza  
son deliciosos!




Pumpkin baked goods are delicious!

HOLA  
AMIGO

# LOS PRODUCTOS HORNEADOS


## BAKED GOODS



**la tarta**

pie

\$5



**las donas**

donuts

\$2



**las empanadas**

turnovers

\$2



**las galletas**

cookies

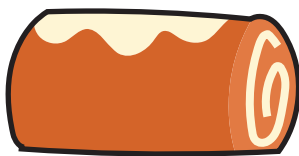
\$1



**el pan**

bread

\$5



**el rollo**

roll

\$10

# LAS BEBIDAS

## DRINKS



**el café**  
coffee

\$3



**el chocolate**  
**caliente**  
hot cocoa

\$3



**el té**  
tea

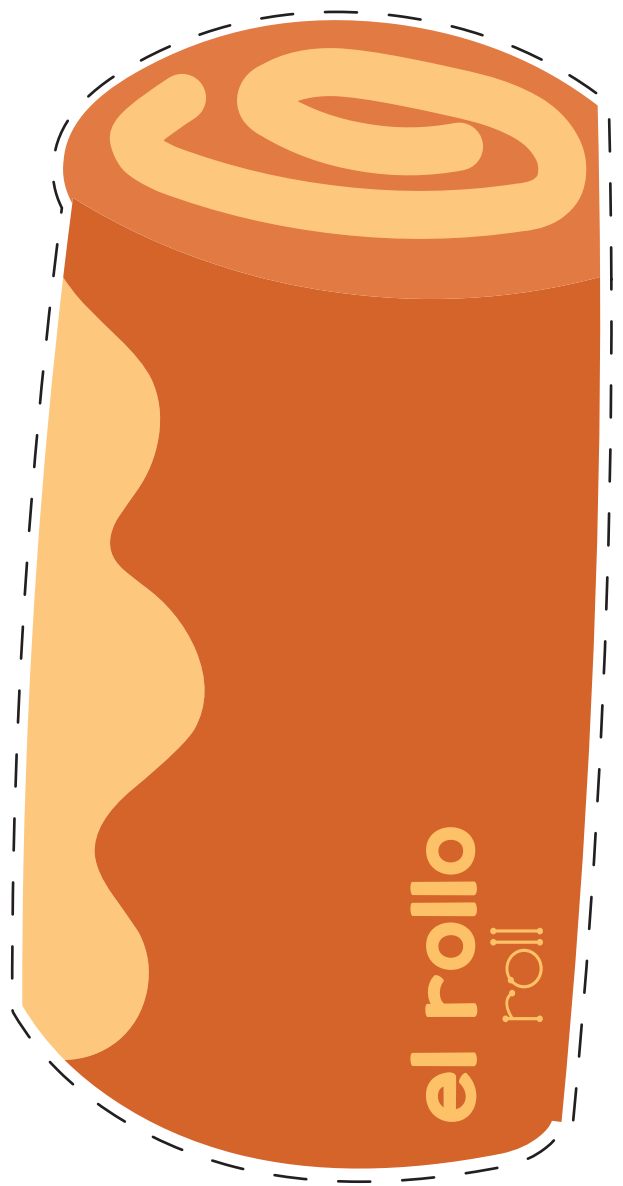
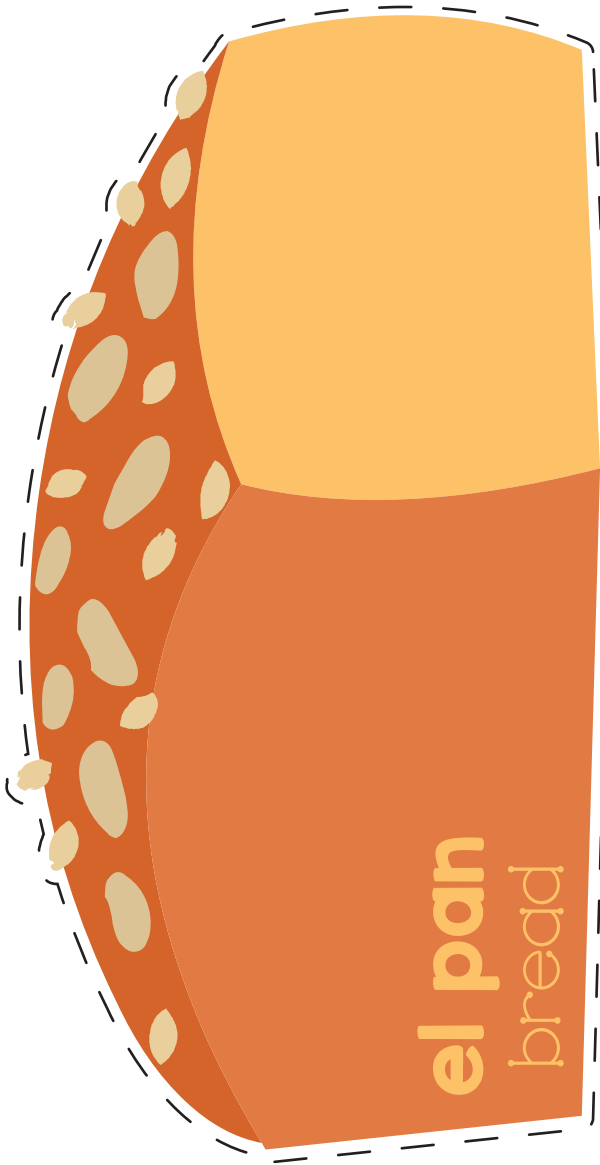

\$3



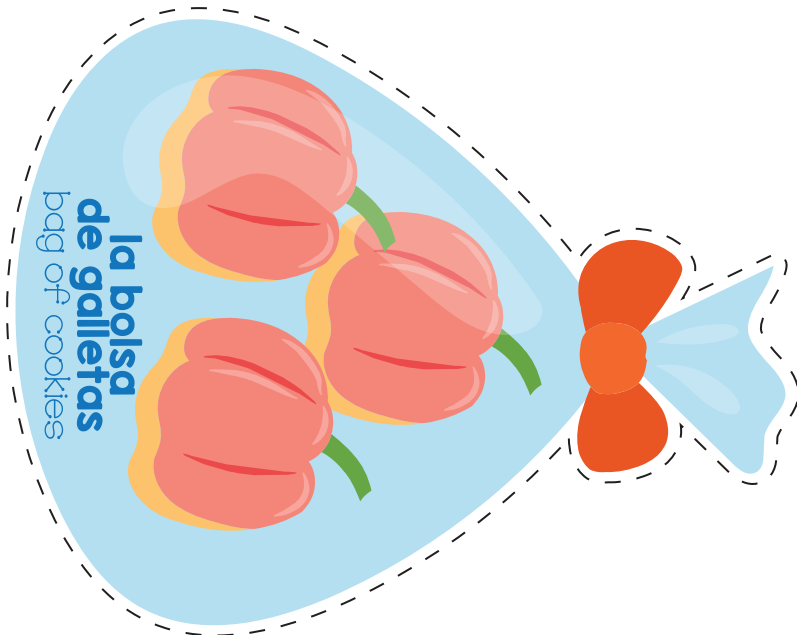
**el agua**  
water

\$0










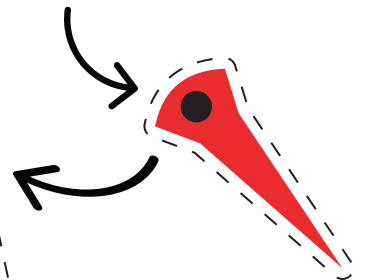
¿Cuánto pesa?



la escala  
scale

How much does it weigh?


Attach the spinner  
to the scale with a brad.





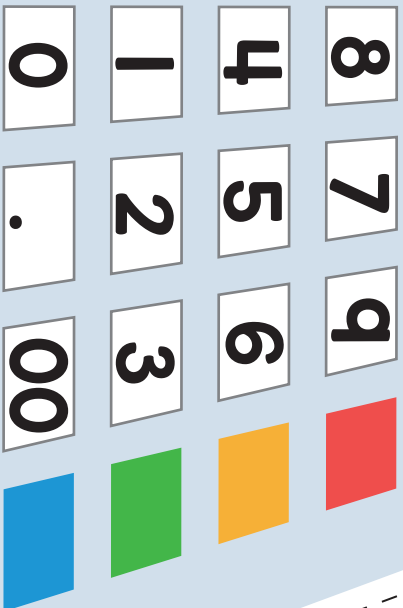
HOLA  
AMIGO

\$0.00



LA CAJA REGISTRADORA

cash register






**el tractor**  
tractor



**el espantapájaros**  
scarecrow



**la carretilla**  
wheelbarrow



**el heno**  
hay



**El huerto de calabazas**  
PUMPKIN PATCH



**el agricultor**  
farmer



**El huerto de calabazas**  
PUMPKIN PATCH



**la agricultora**  
farmer



**El huerto de calabazas**  
PUMPKIN PATCH



**el panadero**  
baker



**El huerto de calabazas**  
PUMPKIN PATCH



**la panadera**  
baker



**El huerto de calabazas**  
PUMPKIN PATCH



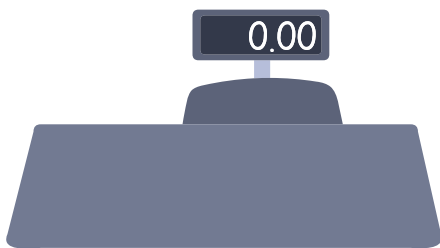
**el cajero**  
cashier



**El huerto de calabazas**  
PUMPKIN PATCH



**la cajera**  
cashier



**la caja**  
**registradora**  
cash register








**las calabazas  
grandes**

large pumpkins



**las calabazas  
medianas**

medium pumpkins




**las calabazas  
pequeñas**

small pumpkins




**las semillas  
de calabaza**

pumpkin seeds




las tartas

pies




las empanadas

turnovers



las galletas

cookies



el pan

bread



# EL PASEO DE CARRETA

## HAY RIDE



# EL CAMPO DE GIRASOLES

## SUNFLOWER FIELD



# EL LABERINTO DE MAÍZ

## CORN MAZE



el café y la tienda



cafe and store



el campo de calabazas



pumpkin field



el campo de girasoles



sunflower field



el laberinto de maíz





corn maze



#### SIGN CRAFT

Cut & glue together  
to make a sign  
for your  
pumpkin patch.



## FINE MOTOR SKILLS

Cut around each pumpkin.

Use them to ...

- decorate your pumpkin patch
- compare sizes
- compare colors
- play a scavenger hunt game.



HOLA  
AMIGO




# Las partes de la calabaza

Parts of a Pumpkin

# Mi calabaza

My pumpkin



Copyright © 2023 Hola Amigo, LLC. All rights reserved.

Este libro pertenece a

This book belongs to



# Mi calabaza es grande.

My pumpkin is big.






**Mi calabaza es anaranjada.**

My pumpkin is orange.


3



**Mi calabaza es pesada.**

My pumpkin is heavy.

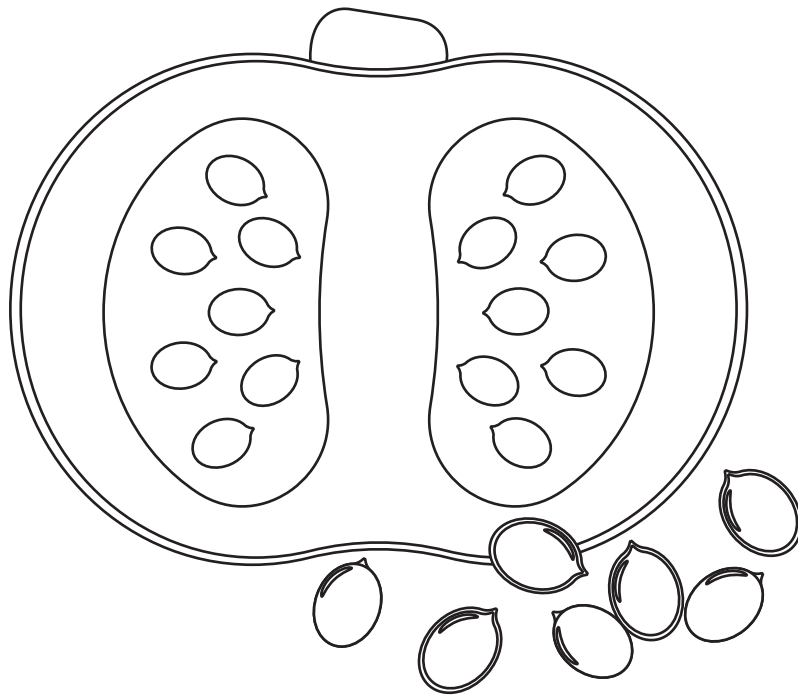
4



**Mi calabaza creció de una semilla.**

My pumpkin grew from a seed.

5



**Mi calabaza tiene semillas blancas.**

My pumpkin has white seeds.

6




**Mi calabaza tiene un tallo café  
y una hoja verde.**

7

My pumpkin has a brown stem and a green leaf.

---



**Puedo convertir  
mi calabaza en postres.**

I can make my pumpkin into desserts.

8

# ETIQUETA LA CALABAZA LABEL THE PUMPKIN



las semillas seeds	la cáscara rind	la hoja leaf
el tallo stem	la pulpa pulp	la vid vine



**las semillas**  
seeds



**la vid**  
vine



**la hoja**  
leaf



**el tallo**  
stem



**la cáscara**

rind



**la pulpa**

pulp



**la flor**

flower



**las hebras fibrosas**

fibrous strands



# EN MI MUNDO BILINGÜE

¡puedo ser una agricultora de calabazas!



MI NOMBRE

NAME

IN MY BILINGUAL WORLD  
I can be a pumpkin farmer!



# EN MI MUNDO BILINGÜE

¡puedo ser un agricultor de calabazas!

MI NOMBRE

NAME

IN MY BILINGUAL WORLD  
I can be a pumpkin farmer!

HOLA  
AMIGO







# ¡HOLA, HUERTO DE CALABAZAS!

# Hello, pumpkin patch!

Scan the QR Code to find our Resource Page which includes activity videos and links to our Pinterest and YT Playlist!

**DAILY**  
Complete 2-3 activity book pages

**MONDAY**  
Village play prompt:  
Welcome to the pumpkin patch! Explore all the areas in the farm.

**TUESDAY**  
Village play prompt:  
Help the farmer prepare the fields, plant, & grow pumpkins.

**WEDNESDAY**  
Village play prompt:  
It's time to pick the pumpkins!  
Fill the tractor cart.

**THURSDAY**  
Village play prompt:  
What can we make with pumpkins? Help the baker fill the shelves.


**FRIDAY**  
Village play prompt:  
It's time to sell your pumpkin products!

**SAT/SUN**  
Play the pumpkin math game together.

**Week 1** unbox

**build vocabulary**

- Your box has arrived! Unbox it together and have fun exploring each item in your box.
- Read the illustrated book and reader at bedtime, quiet time, or snack time.
- Find the fall items in the book around your home or at a store.



**Week 2** play

**gross motor games** Visit the YouTube playlist for songs.

- Sing and dance to the fall songs in our YouTube playlist.
- Use a small pumpkin, or crumple a piece of orange paper, to toss and catch while you count to ten.
- Visit our Pinterest board for fun gross motor game ideas.

**Week 3** explore

**sensory activities** Visit the Pinterest board for details.

- Make a sensory tray with pumpkin cloud dough or slime.
- Make orange play dough and use your cards to make pumpkins of different shapes, sizes, and textures.
- Carve a pumpkin to find and label the different parts of the pumpkin.

**Week 4** create

**dramatic play**

- Set up your own pumpkin patch! Create a play area with the items in your box, printable pack, and your imagination.
- Craft items for your field and shop. (Sunflowers, corn, pumpkin, scarecrows and more).
- Make a paper bag piñata and fill it with confetti (torn paper), pompoms, or sweet treats.




   Tag us in your Learning @holoamigobox and enter to win our subscriber Sunday Giveaway!

# MI MUNDO BILINGÜE

El huerto de calabazas - Pumpkin Patch

Colorea una calabaza cada día  
que aprendas y juegues con tu caja.

Color one pumpkin each day  
you learn and play with your box.





Thank you for respecting our hard work.  
We hope you enjoy your activities!  
Allison & Conchita



\*\* This product is intended for personal use only. \*\*

No part of this document may be distributed, posted on the internet, copied, edited, resold, or posted to any type of shared drive.

ALL contents of this document are under **copyright protection** including all text, graphics, content, and fonts.



info@holaamigobox.com

3000 SHELBY ST SUITE 5 INDIANAPOLIS, IN 46227

HolaAmigoBox.com

