

HOLA ESTACIÓN DE BOMBEROS

Hello, Fire Station!

Printable activities to accompany your Mi Mundo Bilingüe box.



Continue having fun with la estación de bomberos! This packet is full of activities and ideas that will spark your child's curiosity and imagination. Don't forget to share pictures with us! We love to see you learn and play together.

WHAT'S INSIDE?

Crafts

Coloring pages

Dramatic play labels & ideas

Academic activities

Interactive early reader

Learn & Play calendar and tracker

Learning certificates

Share your fun & learning with us! Tag us @holdamigobox







LA ESTACION DE BOMBEROS

1 RECORTA
CUT OUT 

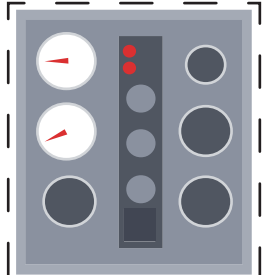
2 PEGA
GLUE 







la escalera


ladder



la sirena
siren




la llanta



tira



el bombero
fire fighter




EL CAMIÓN DE BOMBOS
FIRE TRUCK



el bombero
fire fighter



la hacha
axe




EL CAMIÓN DE BOMBOS
FIRE ENGINE

RECORTA
CUT OUT

1

2

PEGA
GLUE



FIRE HAT CRAFT

1. Dibuja - Draw
2. Recota - Cut
3. Pega - Glue

Imagina y juega! - Imagine & play!



el bombero

firefighter

el fuego

fire

el camión
de bomberos

fire truck

la bodega

firefighter

la escalera

ladder

el hidrante

hydrant

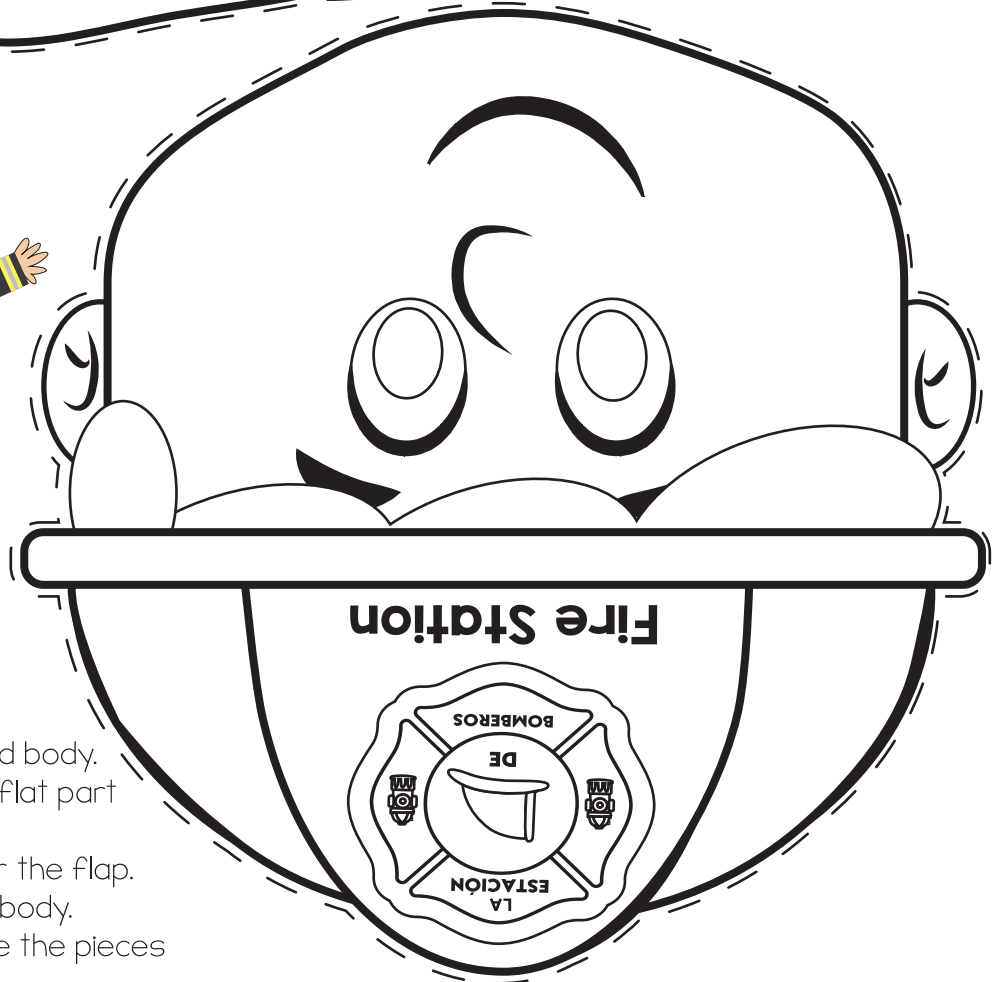
la sirena

siren

la manguera

hose





FIREFIGHTER PUPPET

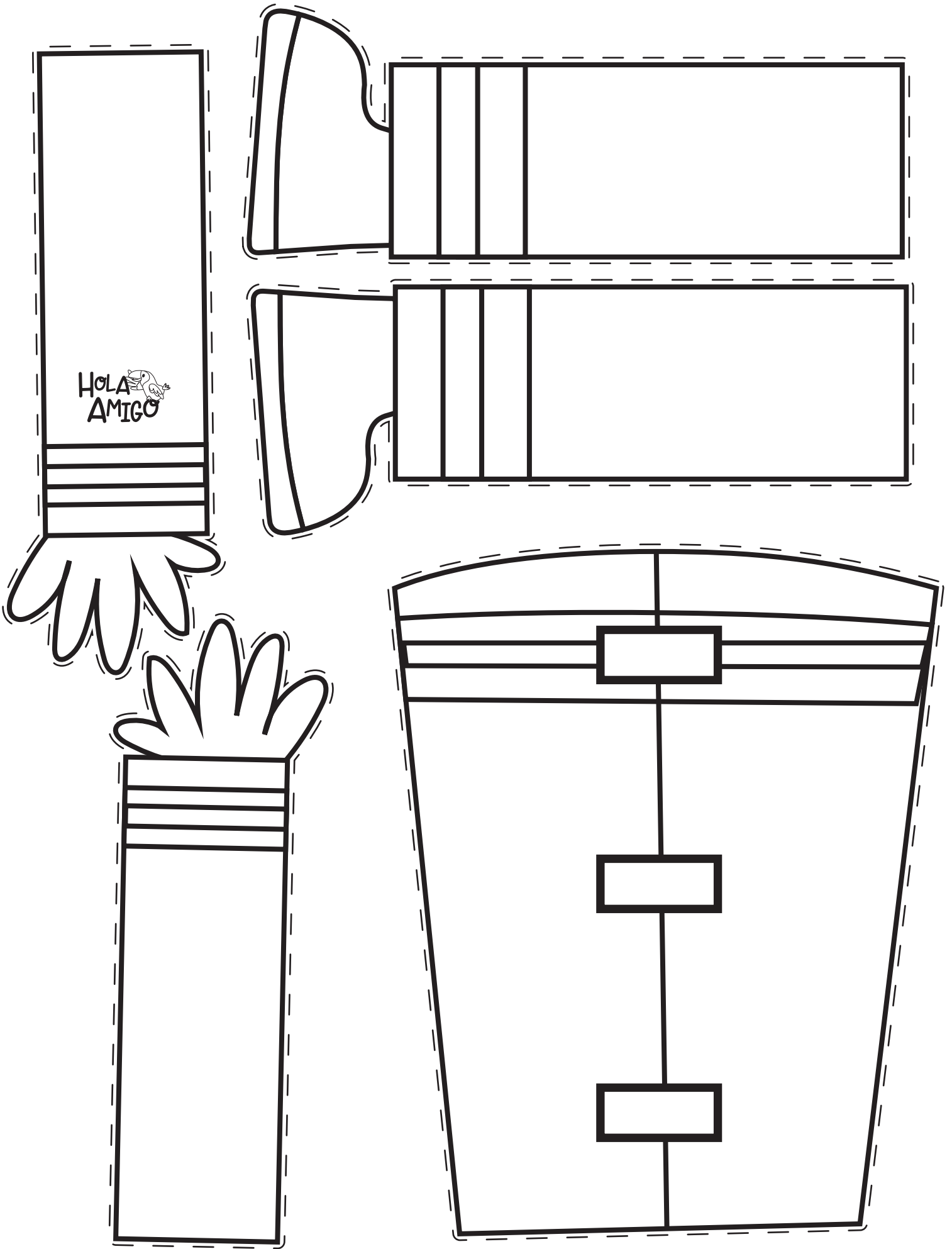
Cut: Cut out the head, arms, legs, and body.

Glue: Glue the head to the (bottom) flat part of the folded bag.

-Glue the top of the body under the flap.

-Glue the arms and legs on the body.

*If you don't have a paper bag just glue the pieces onto the body.





LA ESTACIÓN DE BOMBEROS





FIRE STATION GARLAND

Cut: Cut on the black dashed line.

Fold: Fold the white rectangle back on the yellow dotted line.

3. String: String the garland by placing a shoelace, ribbon, or string in between the folded flap & the letter. Glue to keep it in place.





Mis amigos y yo aprendimos sobre la seguridad en caso de incendios.



En caso de incendio o emergencia, llama al 911.

In case of fire or emergency, call 911.

Si tu ropa se prende fuego, DETENTE, TÍRATE Y RUEDA.

If your clothes catch on fire, STOP, DROP, AND ROLL.



No te escondas; SAL PARA AFUERA.


Don't hide; GO OUTSIDE.

MY FRIENDS AND I learned about fire safety.

HOLA AMIGO 

LOS BOMBEROS

apagan los incendios.



FIRE FIGHTERS


put out fires.

**EN MI MUNDO BILINGÜE HAY UNA
ESTACIÓN DE BOMBEROS.**




IN MY BILINGUAL WORLD THERE'S A
FIRE STATION.

LOS BOMBEROS
ayudan a mi comunidad.



Fire fighters
help my community.

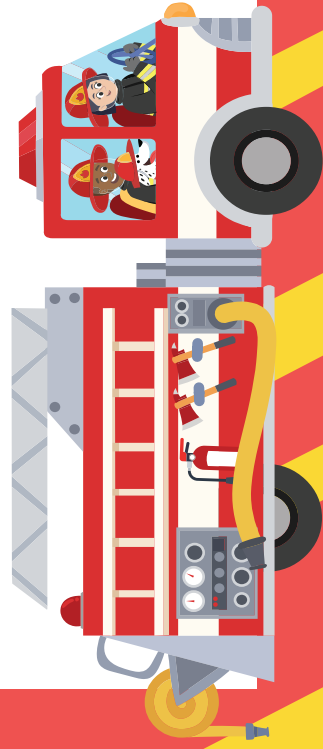
**El camión de bomberos
tiene una sirena fuerte.**



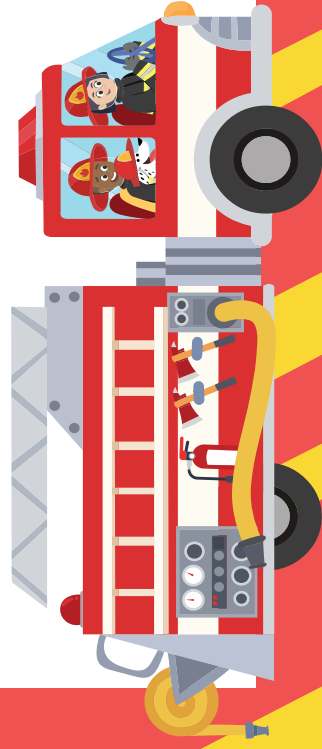
The fire truck has a loud siren.

HOLA
AMIGO

**LAS
HERRAMIENTAS
DE BOMBEROS
FIREFIGHTER TOOLS**



EL CAMIÓN DE BOMBEROS FIRE TRUCK



LOS UNIFORMES

UNIFORMS



EL CENTRO DE LLAMADAS CALL CENTER



En caso de
emergencia

LLAMA AL



In an emergency

CALL 911





Si tu ropa se incendia

If your clothes catch on fire

1

DETENTE

STOP



2

TÍRATE

DROP



3

RUEDA

ROLL



Llamada de emergencia


Emergency call

¿Cuál es la emergencia?

What's the emergency?



incendio
fire




rescate
rescue



emergencia
emergency

Herramientas necesarias:

Tools needed:



escalera
ladder



hacha
axe



kit de primeros
auxilios
first aid kit



manguera
hose

¿Dónde está la emergencia?

Where is the emergency?



HOLA AMIGO




el walkie-talkie
walkie talkie



el escudo
shield



los reportes
reports



el hidrante
hydrant





el extinguidor
fire extinguisher



la alarma
alarm



la hacha
axe



la manguera
hose



LA ESTACIÓN DE BOMBEROS
FIRE STATION



el bombero
fire fighter



LA ESTACIÓN DE BOMBEROS
FIRE STATION



la bombera
fire fighter



LA ESTACIÓN DE BOMBEROS
FIRE STATION



**el despachador
de bomberos**
fire dispatcher



LA ESTACIÓN DE BOMBEROS
FIRE STATION



**la despachadora
de bomberos**
fire dispatcher



LA ESTACIÓN DE BOMBEROS
FIRE STATION




**el jefe de
bomberos**
fire chief



LA ESTACIÓN DE BOMBEROS
FIRE STATION



**la jefa de
bomberos**
fire chief



**el camión
de bomberos**
fire truck






la sirena
siren



el casco
helmet



los guantes
gloves




el uniforme
uniform





**la tabla
con pinza**
clipboard



el teléfono
phone

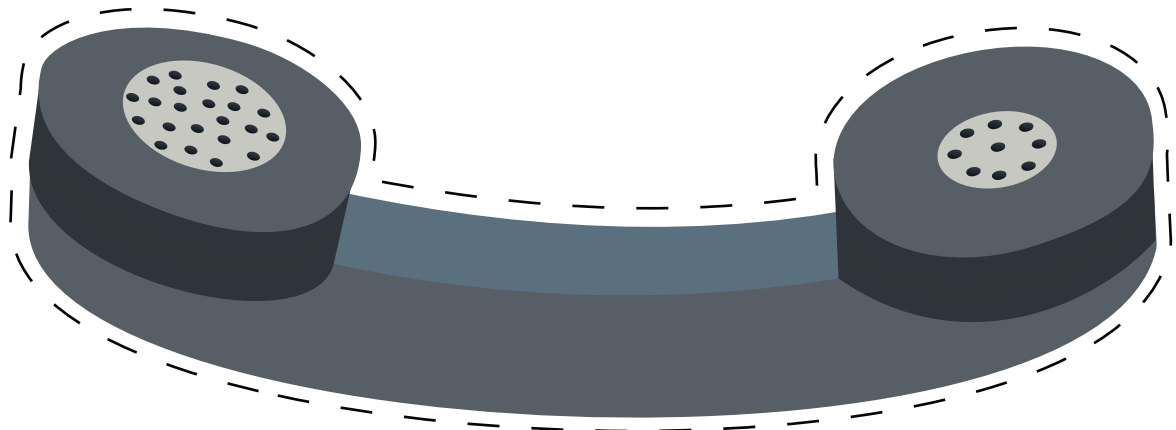



**el mapa
de la ciudad**
city map




**la
computadora**
computer











el hidrante
hydrant





Four horizontal lines for writing practice, arranged in two columns of two lines each.




Equipo de bomberos


Firefighter gear

la lista de control

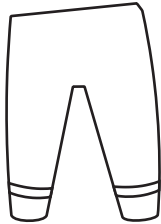
checklist



el casco
helmet



la linterna
flashlight




los pantalones
pants




la chaqueta
jacket



las botas
boots



los guantes
gloves



**el equipo
de respiración**
breathing apparatus

La seguridad contra incendios

Fire Safety




HOLA
AMIGO

Este libro pertenece a

This book belongs to

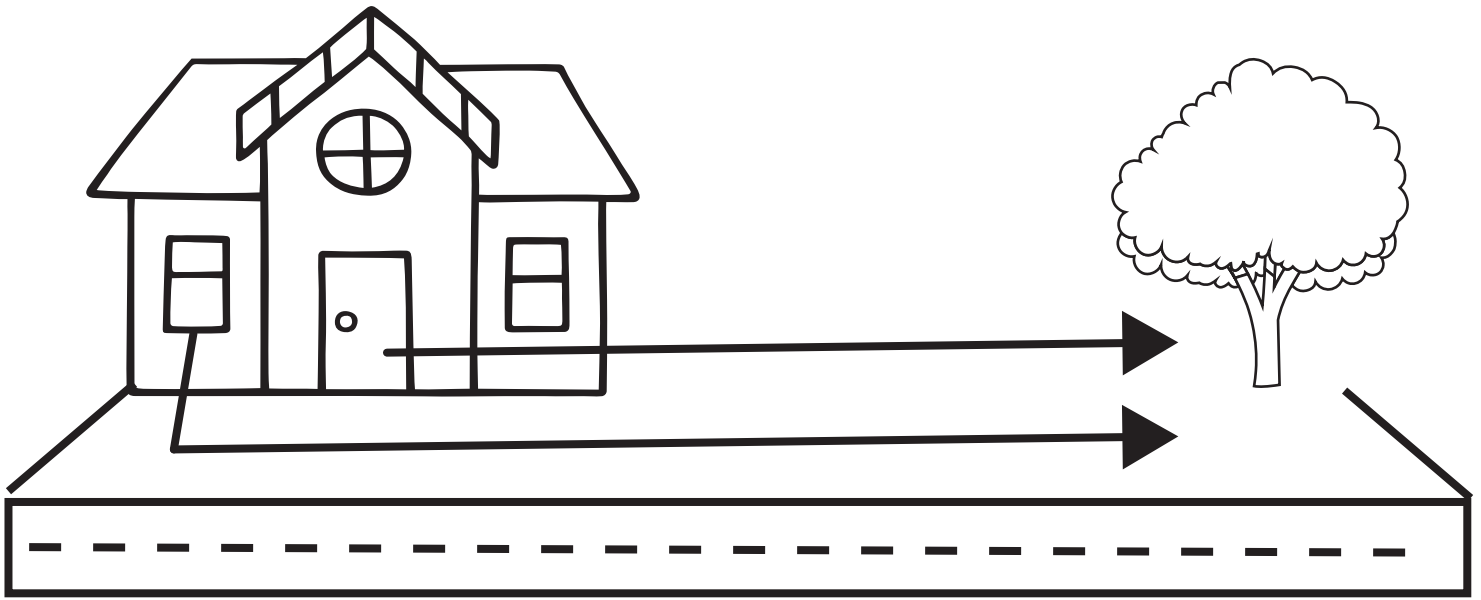
1



Aprendí sobre la seguridad contra incendios.

I learned about fire safety.

2



Puedo practicar un plan de escape.

I can practice an escape plan.

3



Puedo llamar al 911 en caso de emergencia.

I can call 911 in an emergency.

4



Puedo gatear para escapar de un incendio.

I can crawl to escape a fire.

5



Puedo detenerme, dejarme caer y rodar si mi ropa está en llamas.


I can stop, drop, and roll if my clothes are on fire. 6



Puedo obtener ayuda de los bomberos.

I can get help from firefighters.

7



Puedo tener cuidado con el fuego.

I can be careful around fire.

8

Puedo llamar al 911 en caso de emergencia.

I can call 911 in an emergency.

Practica llamar al 911.

Practice calling 911.



Practica usar el teléfono y marcar el 911

Practice using the phone and calling 911.

2. Di: Mi nombre es Tengo una emergencia.

Say: My name is I have an emergency.

3. Mi dirección es

My address is

4. Mi número de teléfono es

My phone number is

A agua

B

bomberos



C casco



Ch



chaleco

D



dálmata

E



escalera

F fuego




G



guantes

H



hidrante

I



incendio
fire

J




jefe

K



kit

L




linterna

LI



llamas
flames

M



manguera

N

911

número

O



oxígeno

P



poste

Q



quemazón
fire

R



rescate

Rr



perro

S



sirena

T



teléfono

U



uniforme

V



veloz

W



walkie-talkie

X



extinguidor

Y



yezo

Z



zambar

EN MI MUNDO BILINGÜE

¡puedo ser una bomberera!

mi nombre

my name

IN MY BILINGUAL WORLD

I can be a firefighter!



EN MI MUNDO BILINGÜE

¡puedo ser un bombero!

mi nombre

my name

IN MY BILINGUAL WORLD

I can be a firefighter!





¡HOLA, ESTACIÓN DE BOMBEROS!

Hello, fire station!

Scan the QR Code to find our Resource Page which includes activity videos and links to our Pinterest and YT Playlist!

DAILY
Complete 2-3 activity book pages

MONDAY
Village play prompt:
Welcome to the fire station!
Explore all the areas.

TUESDAY
Village play prompt:
Help the firefighters get their supplies and tools ready.

WEDNESDAY
Village play prompt:
There's a fire!
Help the firefighters put out the fires.

THURSDAY
Village play prompt:
The firefighters are needed for a rescue!
Who are they helping?

FRIDAY
Village play prompt:
There's an emergency!
Who will the firefighters help today?

SAT / SUN
Play the board game and put the puzzles together.

Week 1
unbox

build vocabulary

- Your box has arrived! Unbox it together and have fun exploring each item in your box.
- Read the illustrated book and reader at bedtime, quiet time, or snack time.
- Find fun ways to use the firefighter and fire station vocabulary. Discuss fire safety.



Week 2
play

gross motor games

Visit the YouTube playlist for songs.

- Sing and dance to the firefighter songs in our YouTube playlist.
- Label plastic cups with numbered flames (2). Make a water ball from crumpled paper. Throw the water to put out the fire.
- Visit our Pinterest board for fun gross motor game ideas.

Week 3
explore

sensory activities

Visit the Pinterest board for details.

- Make a sensory tray with colored rice.
- Put the letter sound puzzles from this freebie in the bin. Dig through it to find the matching pieces.
- Make shaving cream paint to paint flames.

Week 4
create

dramatic play

- Set up your own fire station! Create a play area with the items in your box, printable pack, and your imagination.
- Craft items for your fire station and firetruck.
- Make a fire safety plan and practice together. Take turns role playing as firefighters.



Tag us in your Learning @holaamigobox and enter to win our Subscriber Sunday Giveaway!

MI MUNDO BILINGÜE

La estación de bomberos - Fire Station

Colorea un artículo o fuego cada día que aprendas y juegues con tu caja.

Color one item or fire each day you learn and play with your box.





Thank you for respecting our hard work.
We hope you enjoy your activities!
Allison & Conchita



** This product is intended for personal use only. **

No part of this document may be distributed, posted on the internet, copied, edited, resold, or posted to any type of shared drive.

ALL contents of this document are under **copyright protection** including all text, graphics, content, and fonts.



info@holaamigobox.com

3000 SHELBY ST SUITE 5 INDIANAPOLIS, IN 46227

HolaAmigoBox.com

