

Printable activities
to accompany your
Mi Mundo Bilingüe box.



Continue having fun with el acuario y los números!

This packet is full of activities and ideas that will spark your child's curiosity and imagination. Don't forget to share pictures with us! We love to see you learn and play together.




- 🐟 Professions coloring pages
- 🐟 Dramatic play labels & ideas
- 🐟 Math & literacy activities
- 🐟 Interactive early reader
- 🐟 Learning certificates
- 🐟 Learn & Play calendar and tracker

Share your fun & learning with us! Tag us @holoamigobox

LOS ACUARISTAS


cuidan de los animales en el acuario.



ACUARISTAS
take care of the
animals at the aquarium.

LOS BIÓLOGOS MARINOS

estudian todo tipo de vida marina.




MARINE BIOLOGISTS


study all types of marine life.



EN MI MUNDO BILINGÜE HAY UN



**Yo exploré el acuario en
MI MUNDO BILINGÜE.**



**I explored the aquarium in
MY BILINGUAL WORLD.**



D R A M A T I C P L A Y

Continue learning and using the items in your box in a whole new way!
Print the dramatic play labels and create your very own aquarium.

With your Mi Mundo box, a few items from your home, and some imagination, your little learner will become an aquarist or marine biologist!




AQUARIUM DRAMATIC PLAY MATERIALS

- toy or paper fish
- paint or tissue paper
- torn paper for algae
- play dough
- safety glasses
- craft supplies
- magnifying glass
- gloves
- clipboard
- play dough
- boxes (to make an x-ray machine and tanks)



LABORATORIO DE INVESTIGACIÓN DEL ACUARIO



LOS PECES

FISH



AQUARIUM RESEARCH LAB

la computadora

computer

1

2

3

4

5

6

7

8

9

0

Q

W

E

R

T

Y

U

I

O

P

A

S

D

F

G

H

J

K

L

↑

Z

X

C

V

B

N

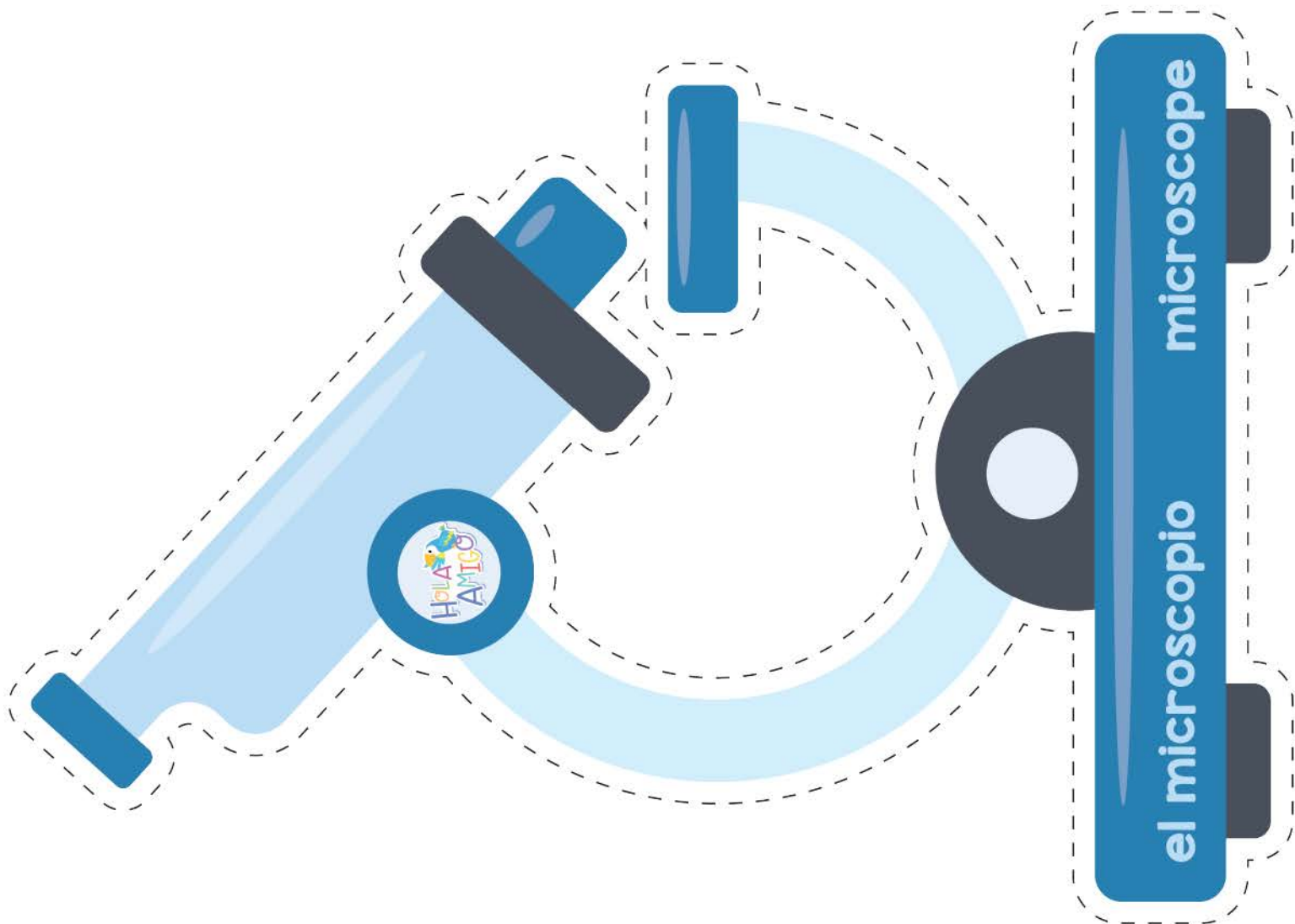

M

←

HOLA AMIGO



,

↵

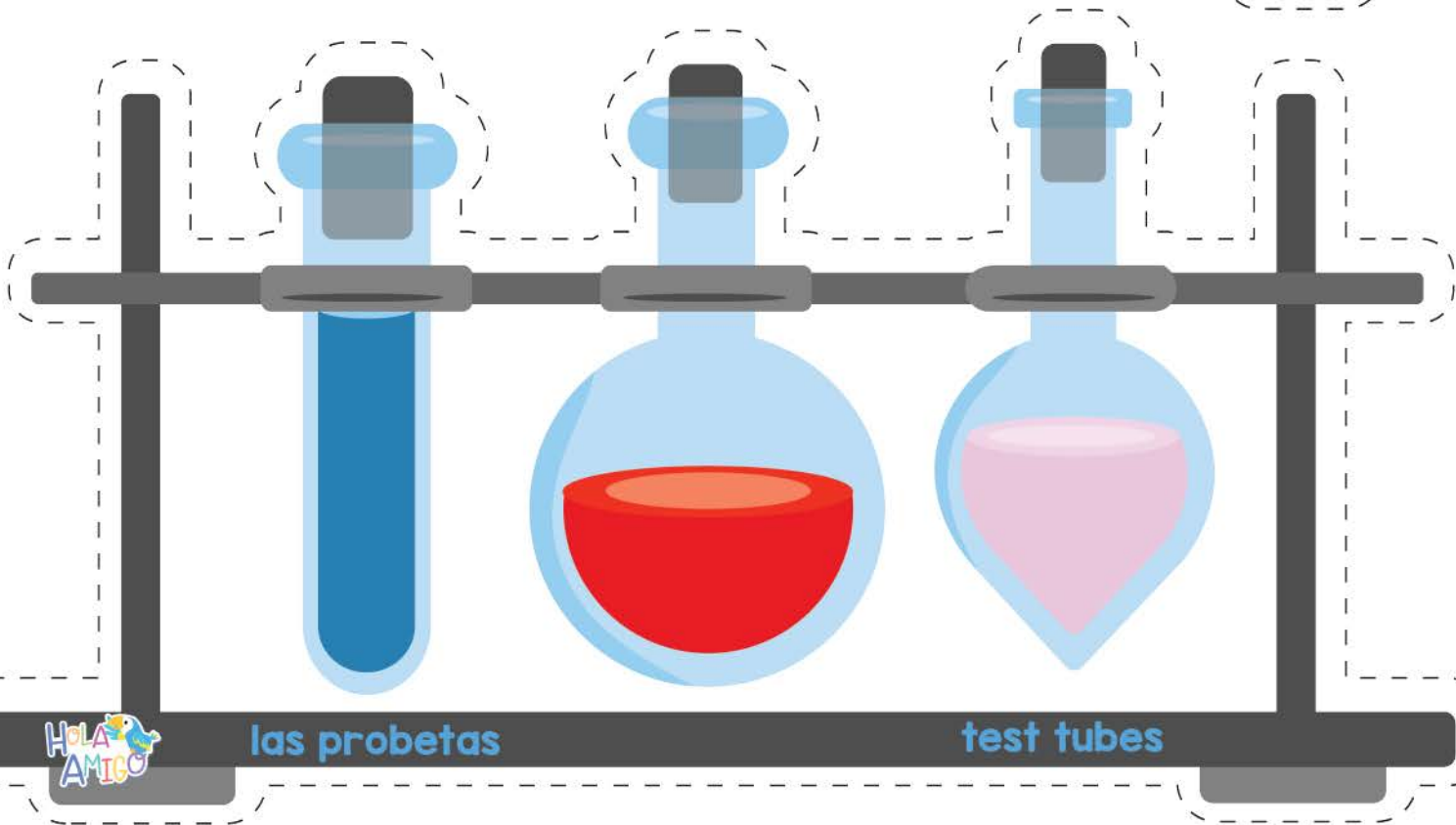
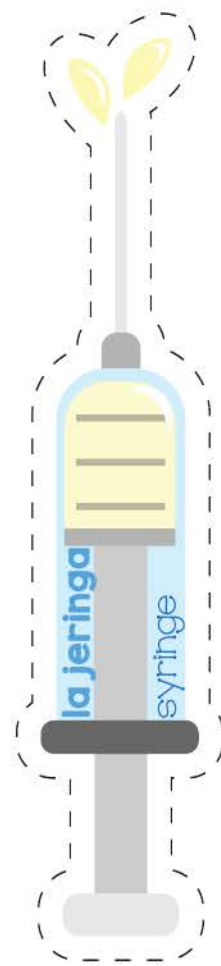



la máquina de rayos X

x-ray machine



Cut & glue to a box to create an X-ray machine.






EL CENTRO DE REHABILITACIÓN REHABILITATION CENTER



la medicina
medicine



los rayos X
x-rays



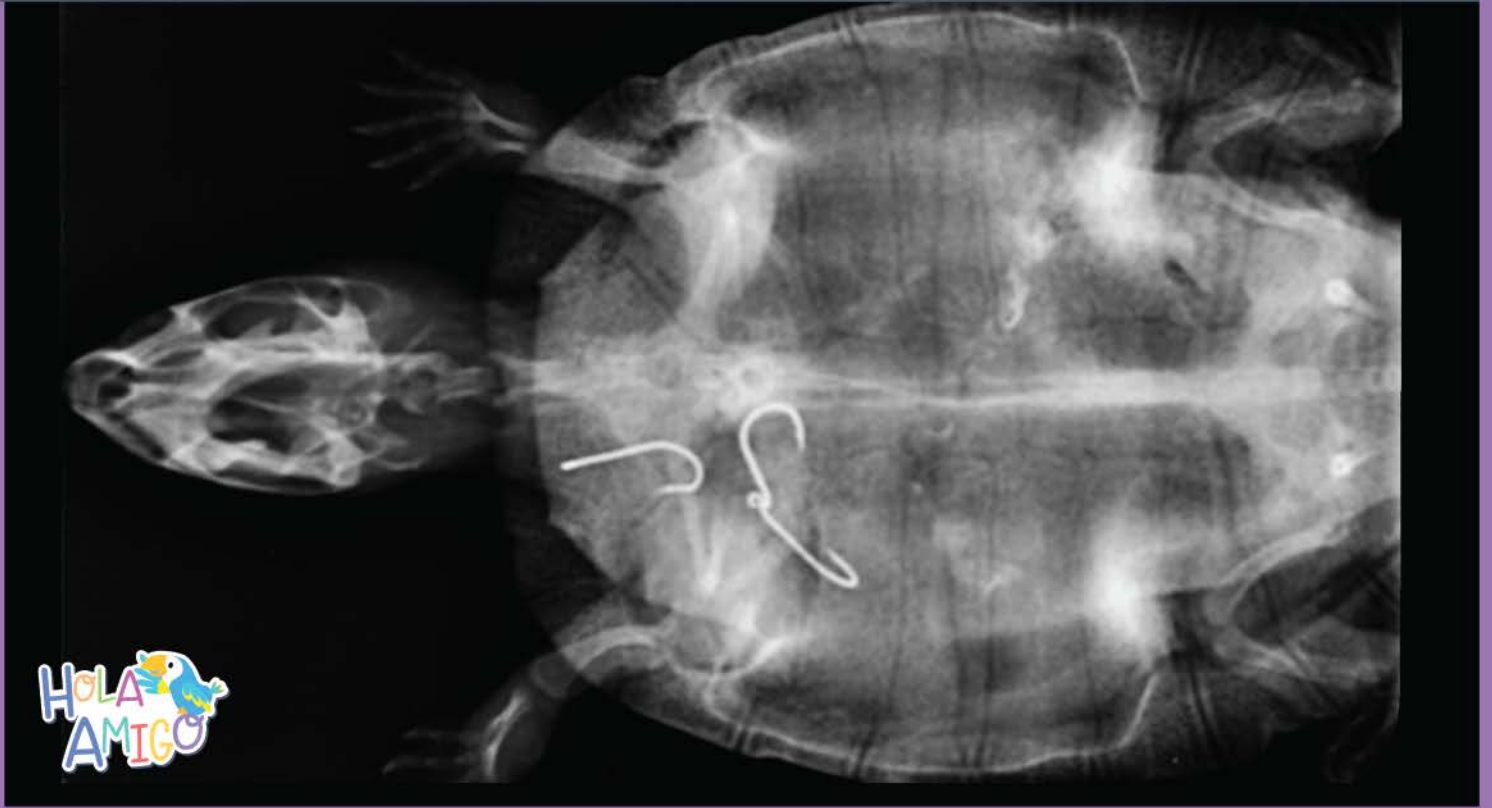
el registro
record



**la máquina
de rayos X**
x-ray machine

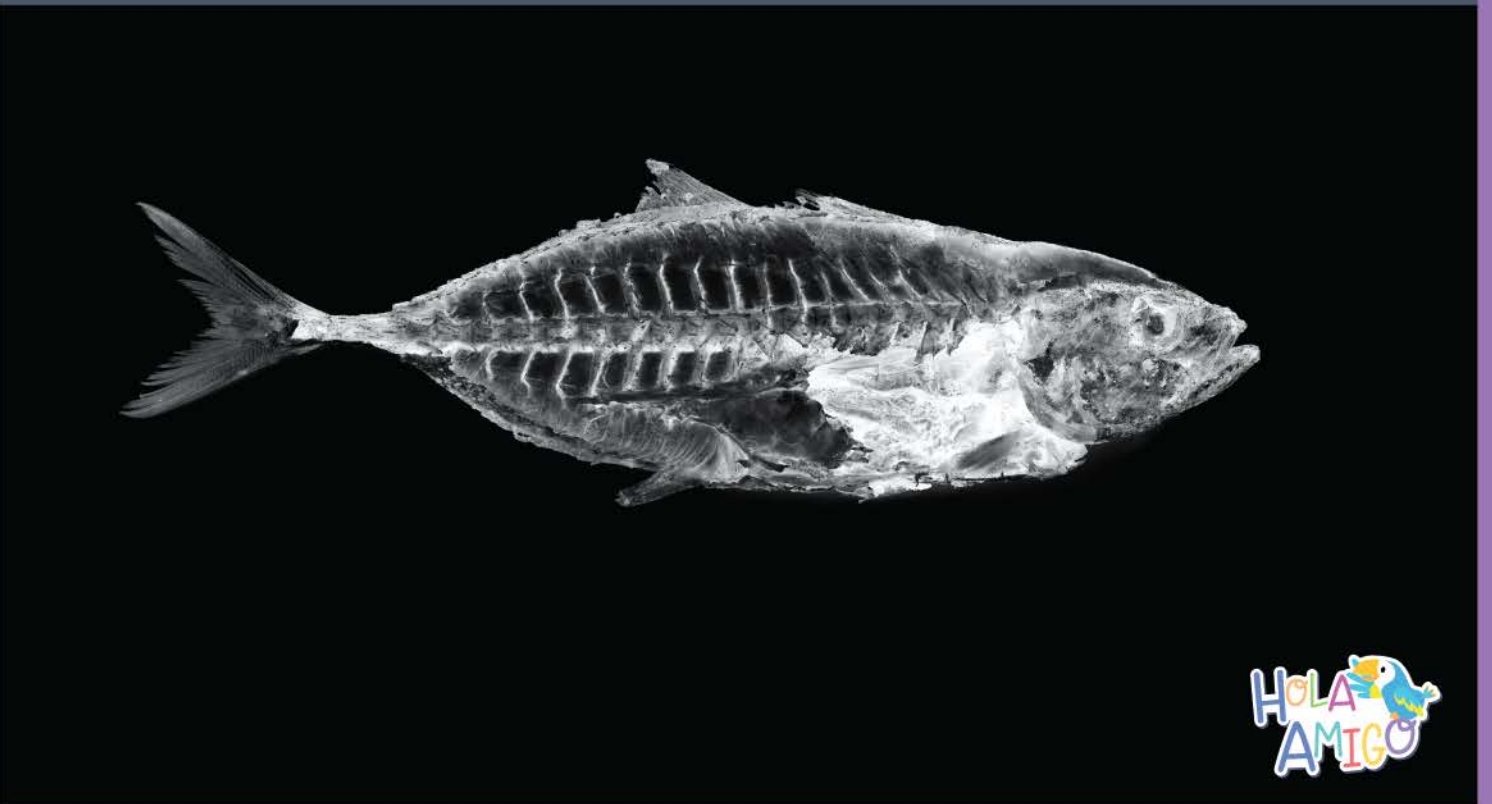
LOS RAYOS X DE LA TORTUGA

TURTLE X-RAY



LOS RAYOS X DEL PEZ

FISH X-RAY



REGISTRO DE ANIMALES MARINOS



Marine Animal Record



Veterinario

Veterinaria:

Veterinarian: _____

INFORMACIÓN

INFORMATION

Nombre del animal:

Animal name: _____

Edad: años
Age: _____ years

Color:

CHEQUEO ✓ CHECKUP

Revisé ...

I checked ...

la temperatura
temperature

el latido del corazón
heartbeat

las partes del cuerpo
parts of the body

DIAGNÓSTICO DIAGNOSIS

Necesita ...

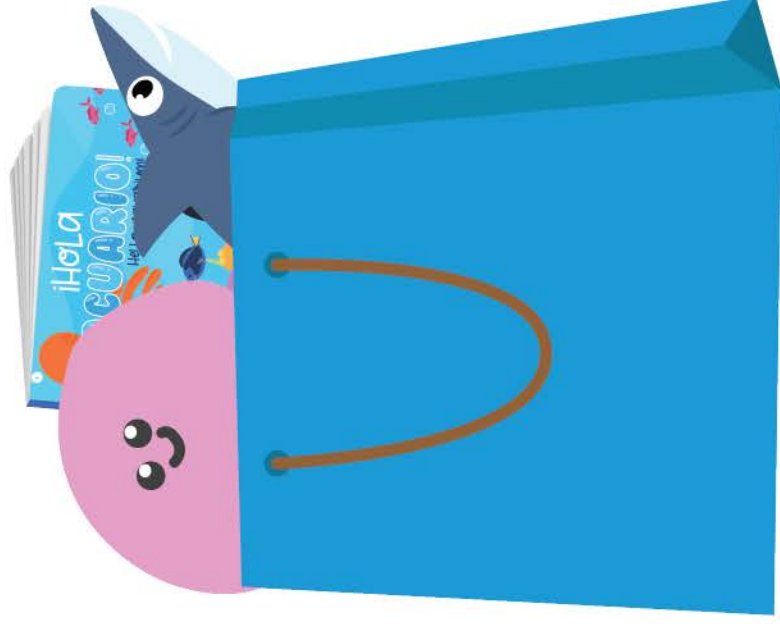
Needs ...

estudios de laboratorio
lab work

rayos X
x-rays

medicina
medicine

HOLA AMIGO



LA TIENDA


SHOP



los libros
books



los marcapáginas
bookmarks

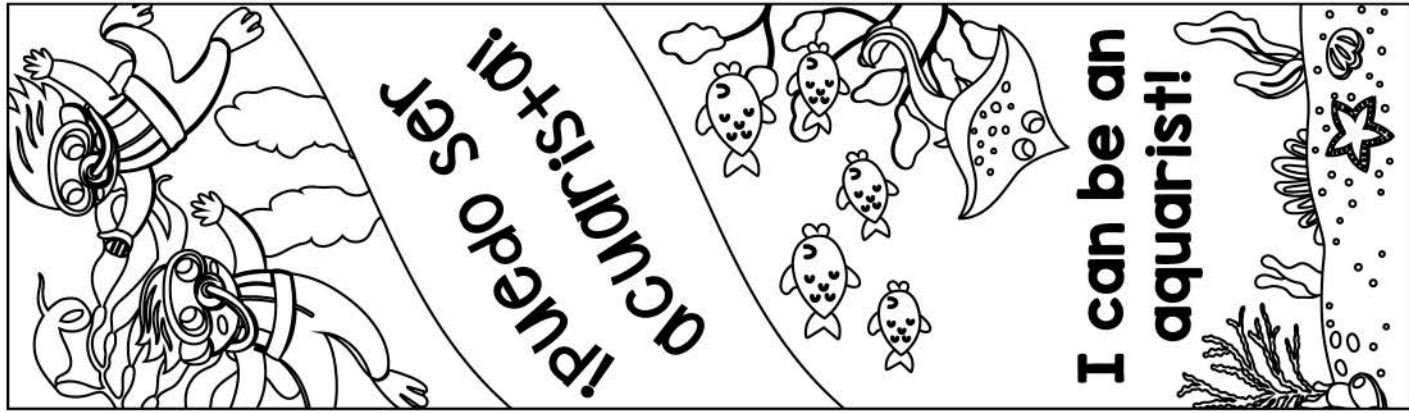





los peluches
plushies



las camisetas
t-shirts

Colorea y recorta los marcapáginas.
Color and cut out the bookmarks.





**Diseña una camiseta para
la tienda del acuario.**
Design a t-shirt for the aquarium shop.





LA ESTACIÓN DE ACUARISTAS AQUARIST'S STATION

EL ACUARIO



AQUARIUM

EL ACUARIO



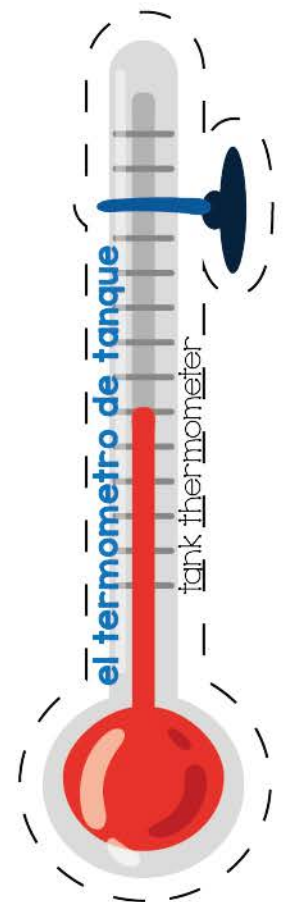
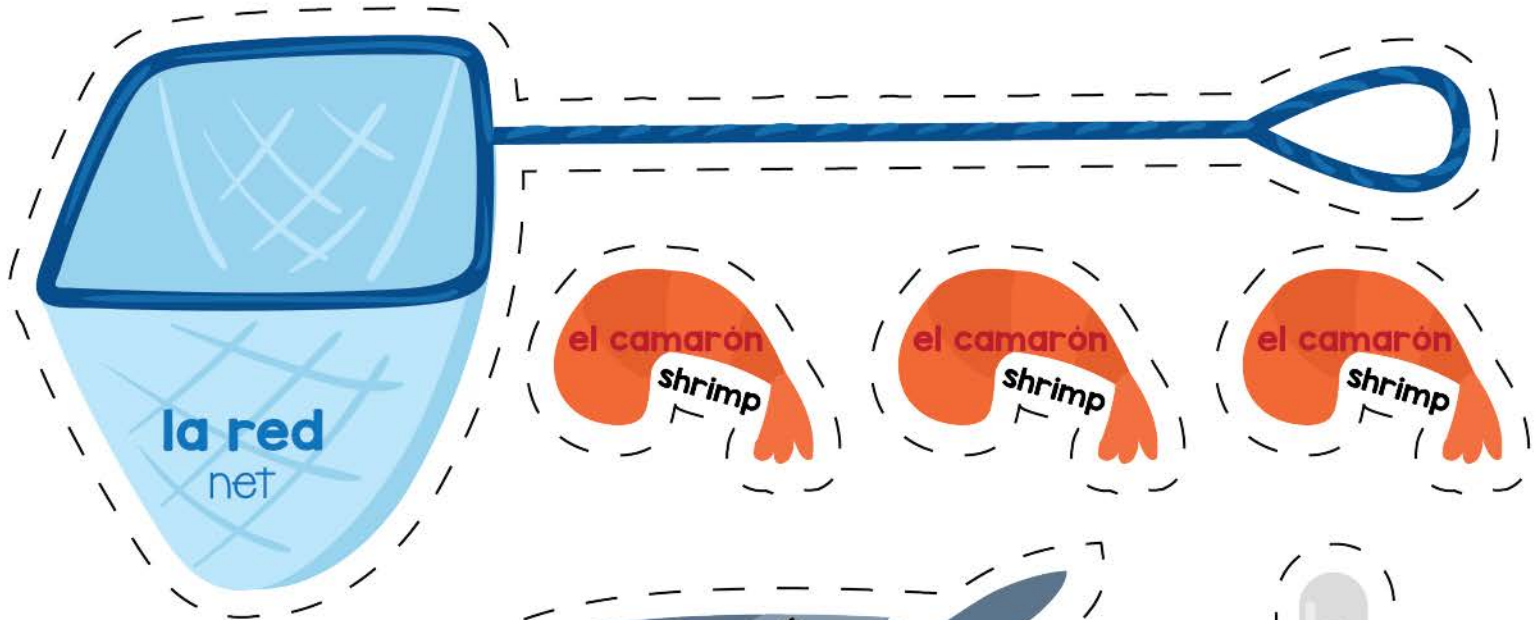
AQUARIUM



EL ACUARISTA
aquarist



LA ACUARISTA
aquarist





los guantes
gloves



el tanque
tank



la comida
food



**los productos
de limpieza**
cleaning supplies

TAREAS DE ACUARISTA



AQUARIST TASKS

Fecha: _____

Date: _____

Acuarista: _____

Aquarist: _____



Completa la tarea y márcala.

Complete the task and check it off.

Preparé la comida.

I prepared the food.



Conté los animales en cada tanque.

I counted the animals in each tank.



Me sumergí en el tanque grande.

I dove in the big tank.



Jugué con los animales en el tanque táctil.

I played with the animals in the touch tank.



Alimenté a los animales.


I fed the animals.



Limpié los tanques y hábitats.

I cleaned the tanks and habitats.





LA TAQUILLA

TICKET OFFICE

Precios de admisión

Admission Prices



ADULTO **\$5.00**

NIÑOS **\$2.00**

BEBES **\$1.00**

BOLETOS  TICKETS



#678910



ENTRADA DE ADULTO



#12345



ENTRADA DE NIÑO

EL GUÍA DE VISITANTES

VISITORS GUIDE

Los visitantes del acuario pueden...

Aquarium visitors can ...



visitar cada tanque y exhibición.
visit each tank and exhibit.

ver a un acuarista bucear.
see an aquarist diving.



tocar a los animales en el tanque táctil.
touch the animals in the touch tank.

aprender de un acuarista.
learn from an aquarist.




comprar un recuerdo en la tienda del acuario.
buy a souvenir at the aquarium shop.



EL MAPA DEL ACUARIO

AQUARIUM MAP



Colorea, recorta y pega los animales de la página siguiente para llenar los hábitats del acuario.

Color, cut and glue the animals from the next page to fill the aquarium habitats.



¿Puedes ayudarme a encontrar los animales en el acuario?

Can you help me find the animals in the aquarium?



La tienda está en el área morada.

The gift shop is in the purple area.



La taquilla está encima de la tienda de regalos.

The ticket booth is above the gift shop



Los tanques táctiles están al lado de la tienda.

The touch tanks are next to the gift shop.



Las medusas están en el hábitat más largo.

The jellyfish are in the longest habitat.



Los cangrejos están en el hábitat sobre las medusas.

The crabs are in the exhibit above the jellyfish.



Los tiburones están a la izquierda del túnel.

The sharks are to the left of the tunnel.



Las ballenas están a la derecha del túnel.

The whales are to the right of the tunnel.



la tienda

shop



las medusas

jellyfish



los cangrejos

crabs



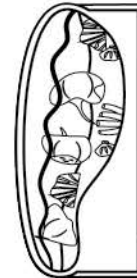
las ballenas

whales



la taquilla

ticket booth



los tanques táctiles


touch tanks

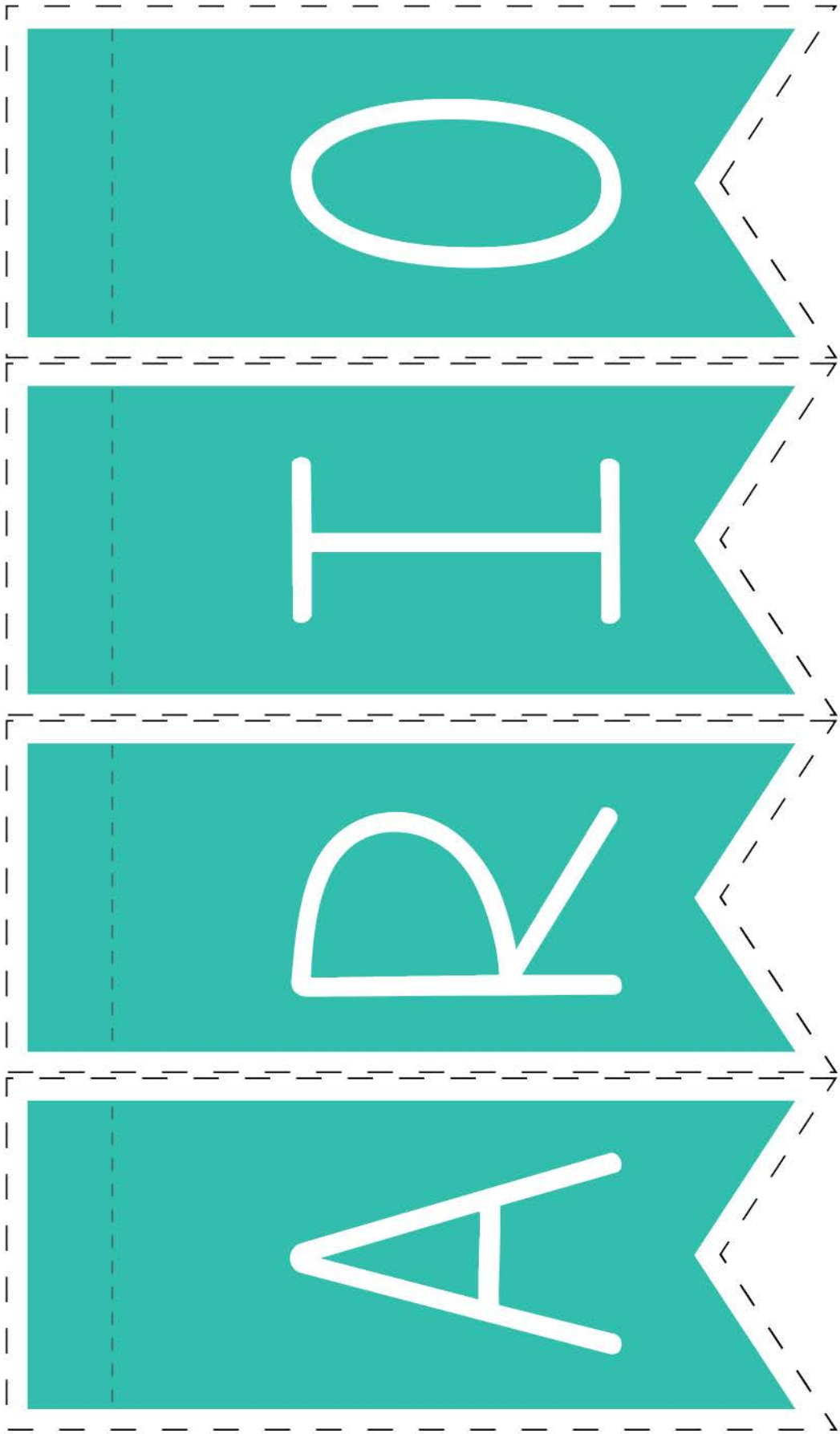


los tiburones

sharks

EL ACUARIO





A

Q

U

A

R

I

U

M

Corta en la línea negra.
Dobra por la línea anaranjada.
Cut on the black line.
Fold on the orange line.



CERRADO

el acuario está



LO SENTIMOS

BIENVENIDOS



el acuario está
ABIERTO



CLOSED

the aquarium is



WE'RE SORRY

WELCOME

the aquarium is

OPEN



HOLA
AMIGO



el pez
fish

HOLA
AMIGO



los dientes de tiburón
shark teeth

HOLA
AMIGO



la mantarraya
stingray

HOLA
AMIGO



la estrella de mar
starfish

HOLA
AMIGO



la tortuga
turtle

HOLA
AMIGO



el pulpo
octopus

HOLA
AMIGO




el caballo de mar
seahorse

HOLA
AMIGO



la medusa
jellyfish

HOLA
AMIGO



el tiburón
shark

HOLA
AMIGO



el delfin
dolphin

HOLA
AMIGO



la ballena
whale

HOLA
AMIGO



el cangrejo
crab

EL ACUARIO



AQUARIUM



EL VOLUNTARIO
volunteer



EL ACUARIO



AQUARIUM



LA VOLUNTARIA
volunteer



EL ACUARIO



AQUARIUM



EL BIÓLOGO MARINO
marine biologist



EL ACUARIO



AQUARIUM



LA BIÓLOGA MARINA
marine biologist



EL ACUARIO



AQUARIUM



EL VETERINARIO ACUÁTICO
aquatic veterinarian



EL ACUARIO



AQUARIUM



LA VETERINARIA ACUÁTICA
aquatic veterinarian



EL ACUARIO



AQUARIUM



EL ICTIÓLOGO
ichthyologist



EL ACUARIO



AQUARIUM




LA ICTIÓLOGA
ichthyologist



¿Dónde nada el pez?

Where does the fish swim?



Este libro pertenece a

This book belongs to


1



El pez nada entre los peces.

The fish swims between the fish.


2



El pez nada sobre los cangrejos.

The fish swims over the crabs.


3



El pez nada debajo de la ballena.


The fish swims under the whale.

4



El pez nada al lado de los delfines.

The fish swims next to the dolphins. **5**




El pez nada cerca de los tiburones.

The fish swims near the sharks. **6**



El pez nada detrás de las medusas.
The fish swims after the jellyfish. **7**



**El pez nada con sus amigos
dentro del tanque.**
The fish swims with its friends inside the tank. **8**

Juego de movimiento

Movement game



Prepárate: Crea tu área de juego marcando un punto de inicio y final. Puede ser de un lado del pasillo, o del jardín, al otro.

Jugar: Tira un dado dos veces.

Rollo 1 - El número de movimientos

Rollo 2 - Cómo te moverás.

La primera persona en llegar al punto final gana.

Get ready: Set up your game area by marking a start and end point. It can be from one side of the hallway, or the backyard, to the other.

Play: Roll a die twice.

Roll 1 - The number of movements

Roll 2 - How you will move.

The first person to reach the end point wins.



1

2



Da un paso adelante.

Take one step forward.



Nada como un tiburón.

Swim like a shark.



Da dos pasos adelante.

Take two steps forward.



Estira tus brazos y piernas como una estrella de mar.

Stretch your arms & legs like a starfish.



Da tres pasos adelante.

Take three steps forward.



Camina de lado como un cangrejo.

Walk sideways like a crab.



Da un paso atrás.

Take one step back.



Camina lento como una tortuga.

Walk slow like a turtle.



Da dos pasos atrás.

Take two steps back.



Muévete como una medusa.

Move like a jellyfish.



Quédate en tu lugar y muévete.

Stay in place and move.




Salta como un delfin.

Jump like a dolphin.



Rellena el caparazón de la tortuga con plastilina.

Fill the turtle's shell with playdough.




LA TORTUGA

TURTLE

Copyright © 2023 Hola Amigo, LLC. All rights reserved.

Enrolla plastilina para hacer las patas y las pinzas del cangrejo.

Roll playdough to make the crab's legs and claws.




EL CANGREJO

CRAB

Copyright © 2023 Hola Amigo, LLC. All rights reserved.

Presiona la plastilina para rellenar las aletas y el cuerpo de cada pez.

Press playdough to fill in the fins and body of each fish.



LOS PECES

FISH

Copyright © 2023 Hola Amigo, LLC. All rights reserved.

Dale tentáculos y brazos de plastilina a la medusa.

Give the jellyfish playdough tentacles and arms.



EL CANGREJO

CRAB

Copyright © 2023 Hola Amigo, LLC. All rights reserved.

¡HOLA, ACUARIO!

Hello, Aquarium!



Scan the QR Code to find our Resource Page which includes activity videos and links to our Pinterest and YT Playlist!

DAILY

Complete 2-3 activity book pages

MONDAY

Village play prompt:
Welcome to the aquarium! What animals do you see?

TUESDAY

Village play prompt:
Today I'm a tour guide. Let's learn about aquatic animals!

WEDNESDAY

Village play prompt:
Pretend to be an aquarist and take care of the animals.

THURSDAY

Village play prompt:
You're a marine biologist! What will you do at the aquarium?

FRIDAY

Village play prompt:
Let's set up a gift shop for our aquarium. What souvenirs do you want to sell?

SAT/SUN

Play the aquarium game together.

Week 1

unbox

build vocabulary

- Your box has arrived! Unbox it together and have fun exploring each item in your box.
- Read the illustrated book and reader at bedtime, quiet time, or snack time.
- Match your color activity cards to the book and games. Compare the aquatic animals on the cards.

Week 2

play

gross motor games

- Play the movement game in your printable pack.
- Use a sponge to play a jumping fish game. Toss the sponge and have your child catch it in their "tank" (use a basket or bucket).
- Have a jellyfish dance party. Hold streamers as you wiggle and move around the room.

Week 3

explore

sensory activities

Visit our [Pinterest board](#) for ideas.

- Put together a sensory bin.
- Make ocean play dough together then use it with the playdough mats in the printable pack.
- Use an empty jar to make a mini aquarium.

Week 4

create

dramatic play

- Become an aquarist! Create an aquarium with the items in your box, printable pack, and your imagination.
- Make handprint and paper animals for your aquarium. Use windows or glass doors as your tank walls.
- Watch aquarium videos and get more ideas to recreate in your aquarium.




Tag us in your Learning @holoamigobox and enter to win our subscriber Sunday Giveaway!



MI MUNDO BILINGÜE

El acuario - Aquarium

Colorea un animal en el acuario por cada día que aprendas y juegues con tu caja.
Color one animal in the aquarium for each day you learn and play with your box.





EN MI MUNDO BILINGÜE

¡puedo ser una acuarista!

MI NOMBRE

NAME

IN MY BILINGUAL WORLD
I can be an aquarist!

HOLA
AMIGO



EN MI MUNDO BILINGÜE

¡puedo ser un acuarista!

MI NOMBRE

NAME

IN MY BILINGUAL WORLD
I can be an aquarist!

HOLA AMIGO

****This product is intended for personal use only.****

No part of this document may be distributed, posted on the internet, copied, edited, resold, or posted to any type of shared drive.

ALL contents of this document are under **copyright protection** including all text, graphics, content and fonts.

Thank you for respecting our hard work, and we hope you enjoy your activities!



   #holaamigobox | @holaamigobox

info@holaamigobox.com

3000 SHELBY ST SUITE 5 INDIANAPOLIS, IN 46227