

# LA DULGERÍA

CANDY SHOP

Printable activities to accompany your Mi Mundo Bilingüe box.



Continue having fun with la dulcería & shapes!  
This packet is full of activities and ideas that will spark your child's curiosity and imagination. Don't forget to share pictures with us!  
We love to see you learn and play together.

## WHAT'S INSIDE?

Crafts

Coloring pages

Dramatic play labels & ideas

Math & literacy activities


Interactive early reader

Learn & Play calendar and tracker

Learning certificates

Share your fun & learning with us! Tag us @holdamigobox

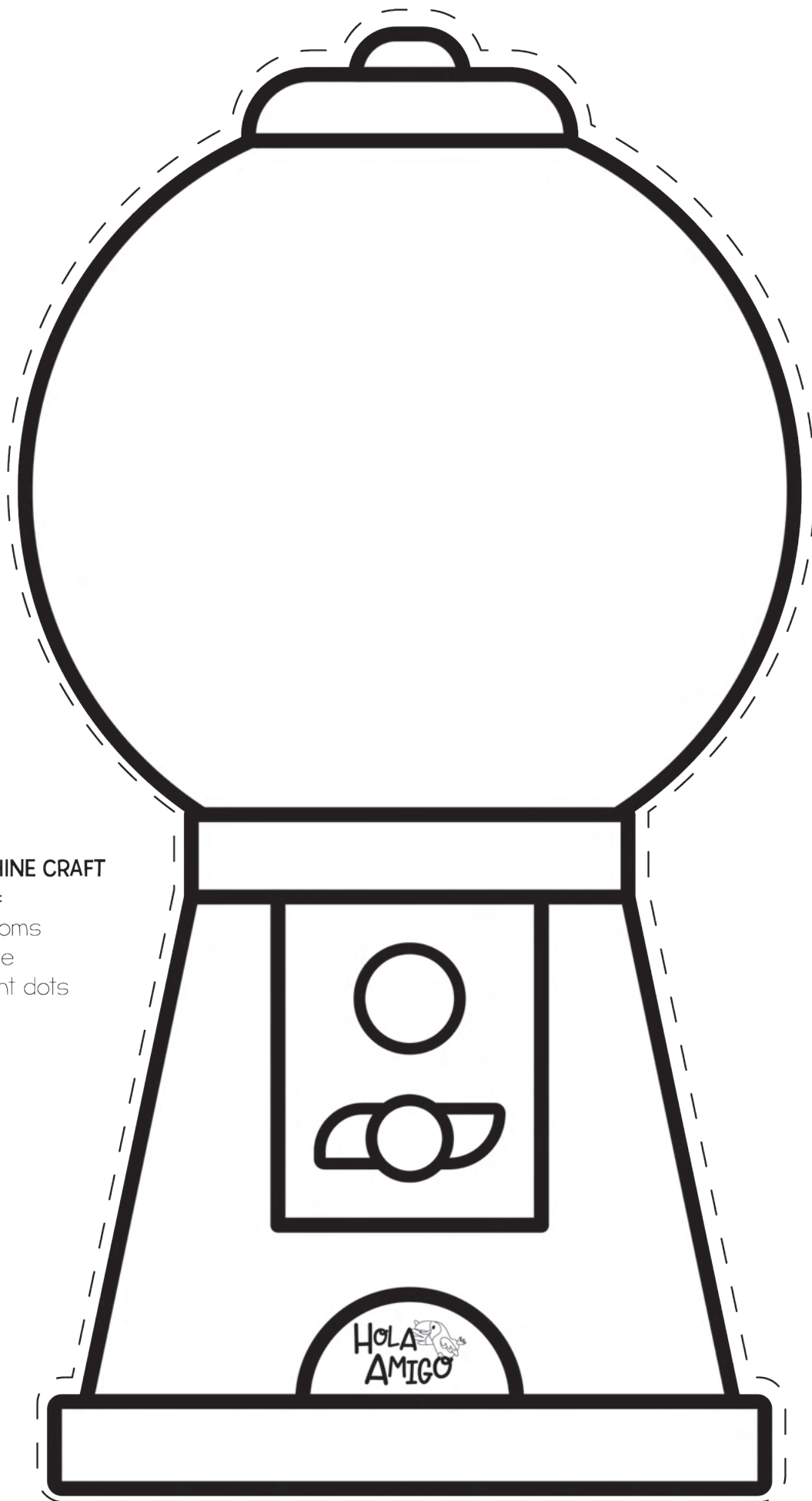




### **COTTON CANDY CRAFT**

Fun ways to create the cotton candy:

- Dip cotton balls in paint and glue them to the top
- Create puffy paint with shaving cream, glue, and food coloring
- Color then glue stretched out pieces of cotton to the top to make it fluffy
- Fill the top with pinched tissue paper squares




### GUMBALL MACHINE CRAFT



Color & fill with:

- colorful pompoms
- balled up tissue
- cotton ball paint dots

LA DULCERIA









糖果乐园



HOLA AMIGO



la dulcería está

ABIERTA



HOLA AMIGO



The candy shop is

**CLOSED**




HOLA AMIGO



The candy shop is

OPEN



HOLA AMIGO



# LOS CONFITEROS

hacen dulces y chocolates.



HOLA  
AMIGO


# CONFECTIONERS

make sweets and chocolates.




# EN MI MUNDO BILINGÜE HAY UNA

IN MY BILINGUAL  
WORLD THERE'S A





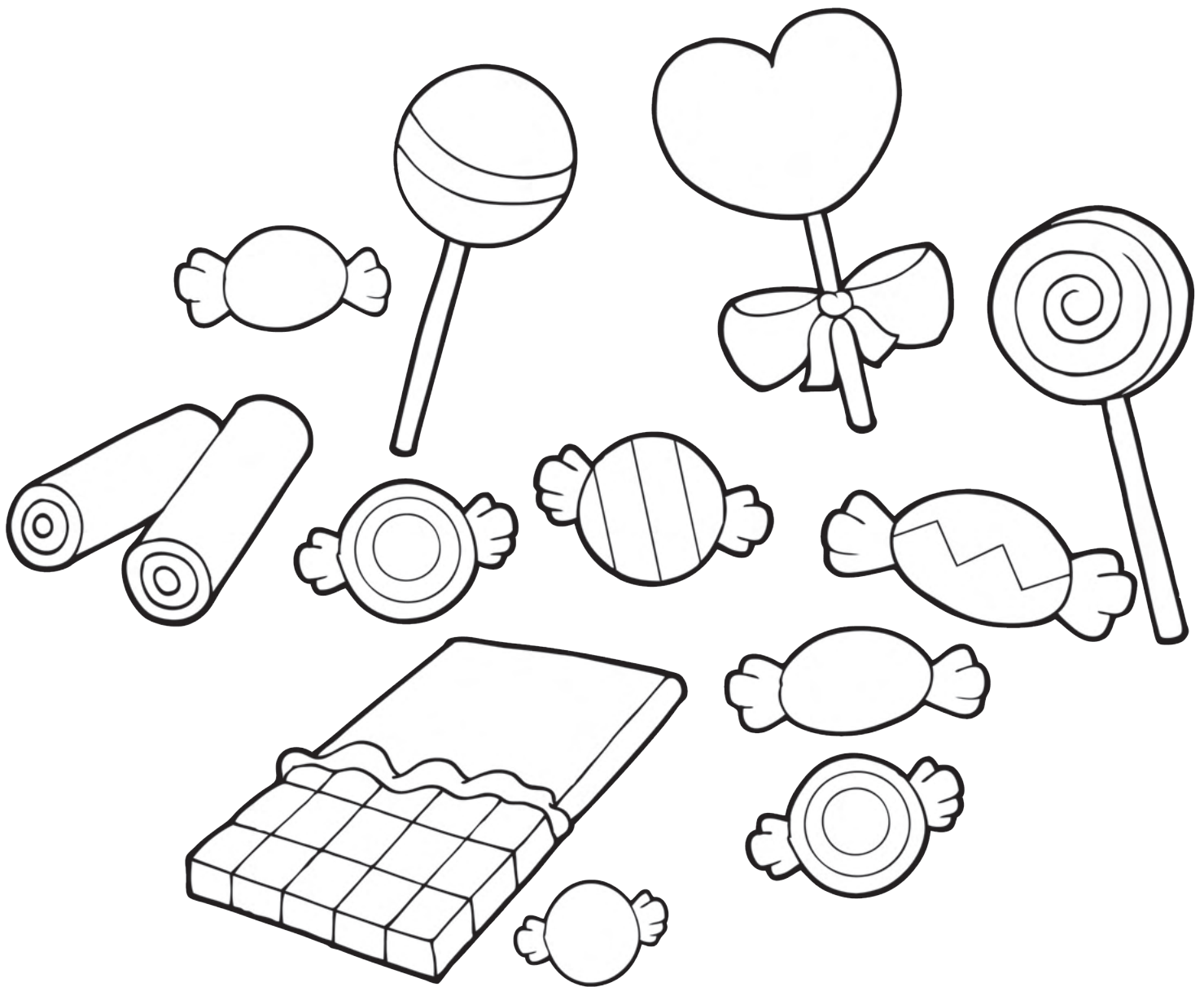
**Yo exploré la dulcería en  
MI MUNDO BILINGÜE.**



**I explored the candy shop in  
MY BILINGUAL WORLD.**

**HOLA  
AMIGO** 

**iMe encantan  
LOS DULCES!**



I love  
**CANDY!**

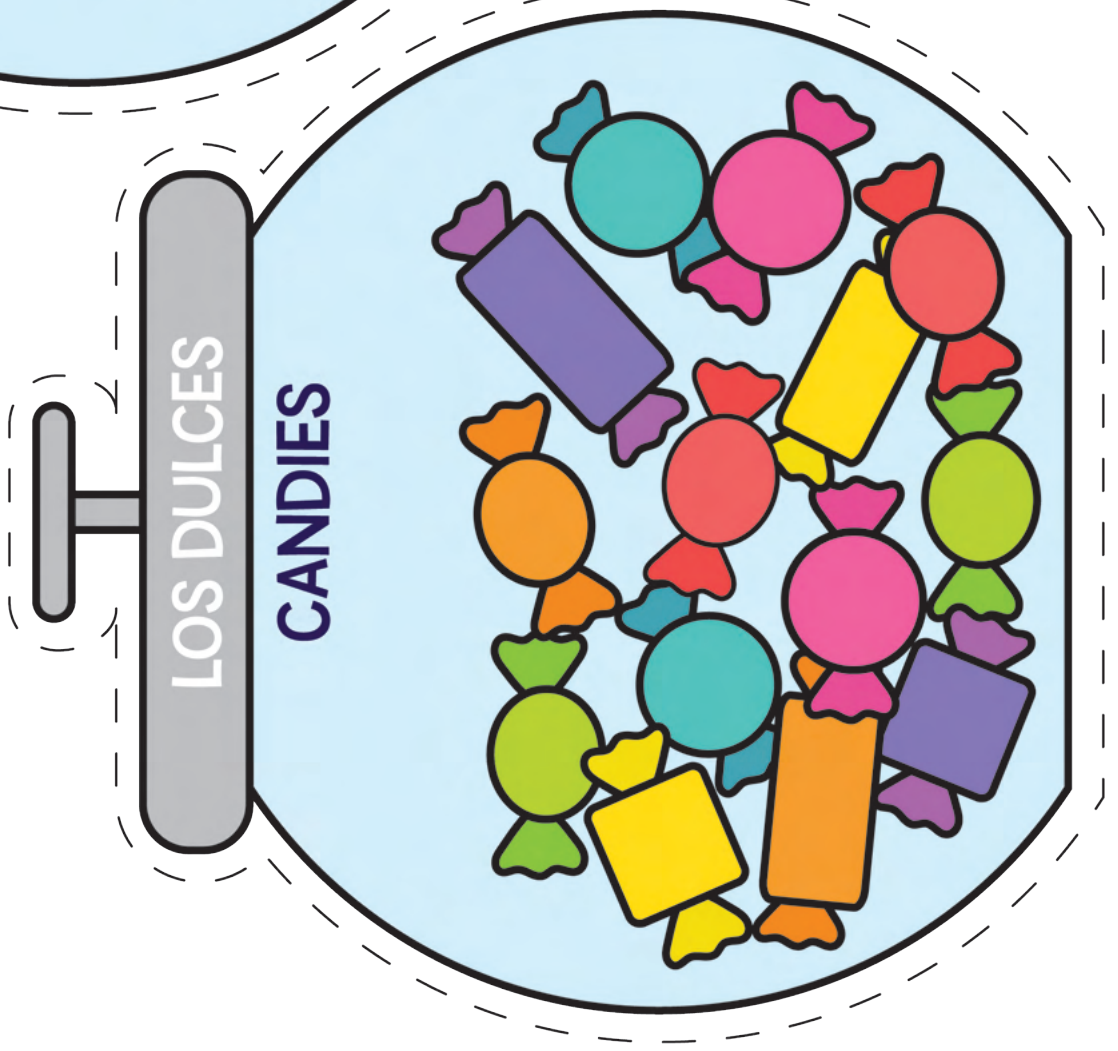
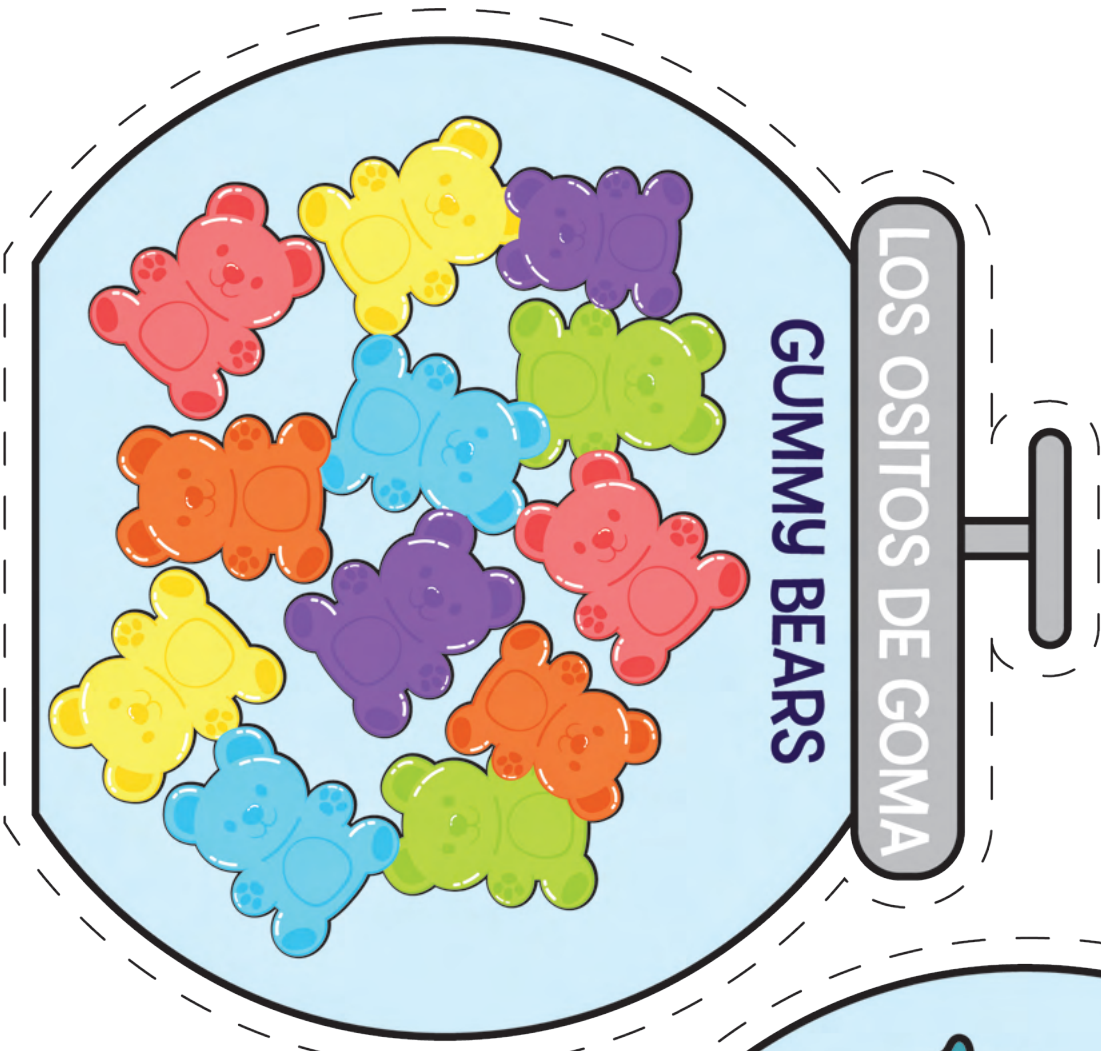
DRAMATIC PLAY

PROPS & LABELS

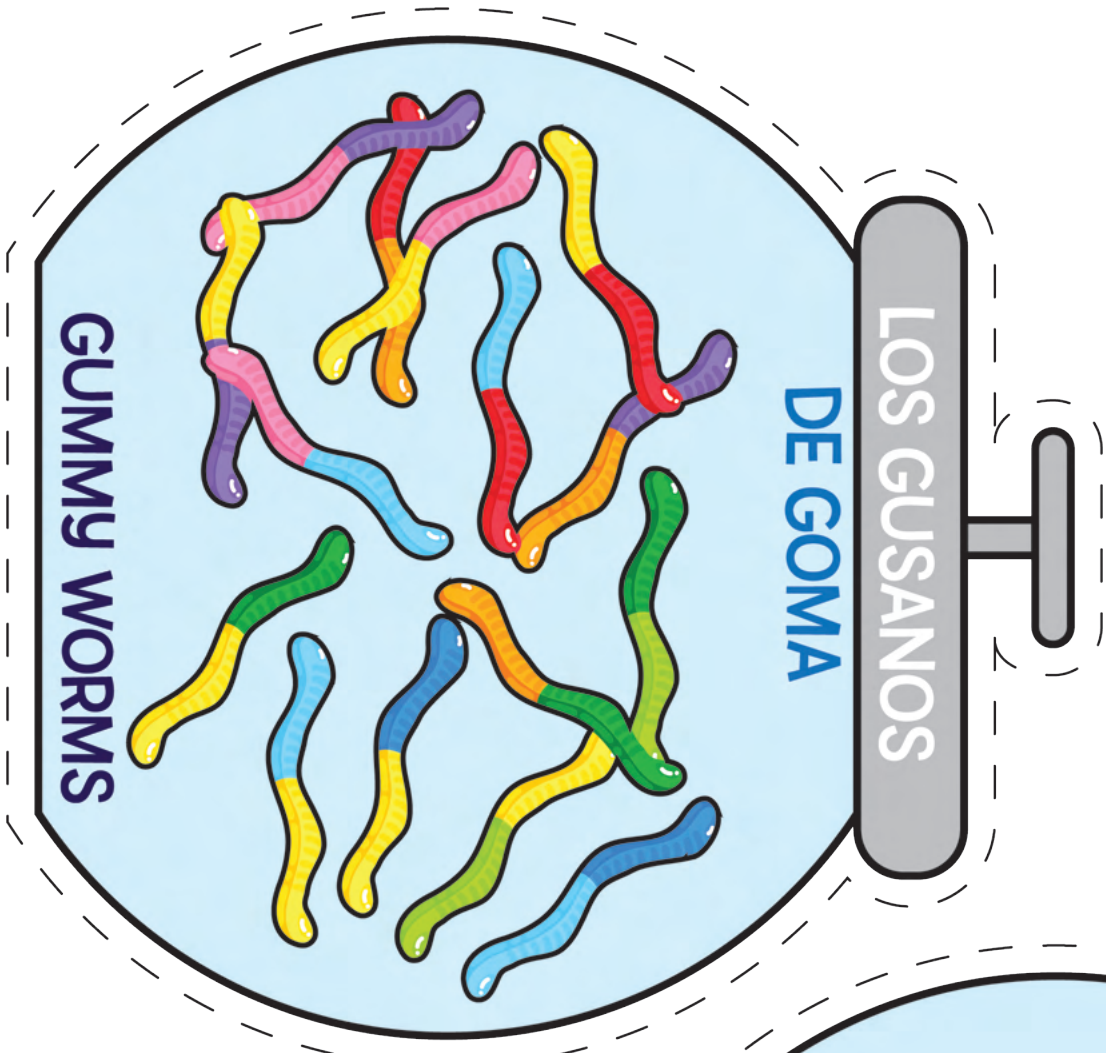




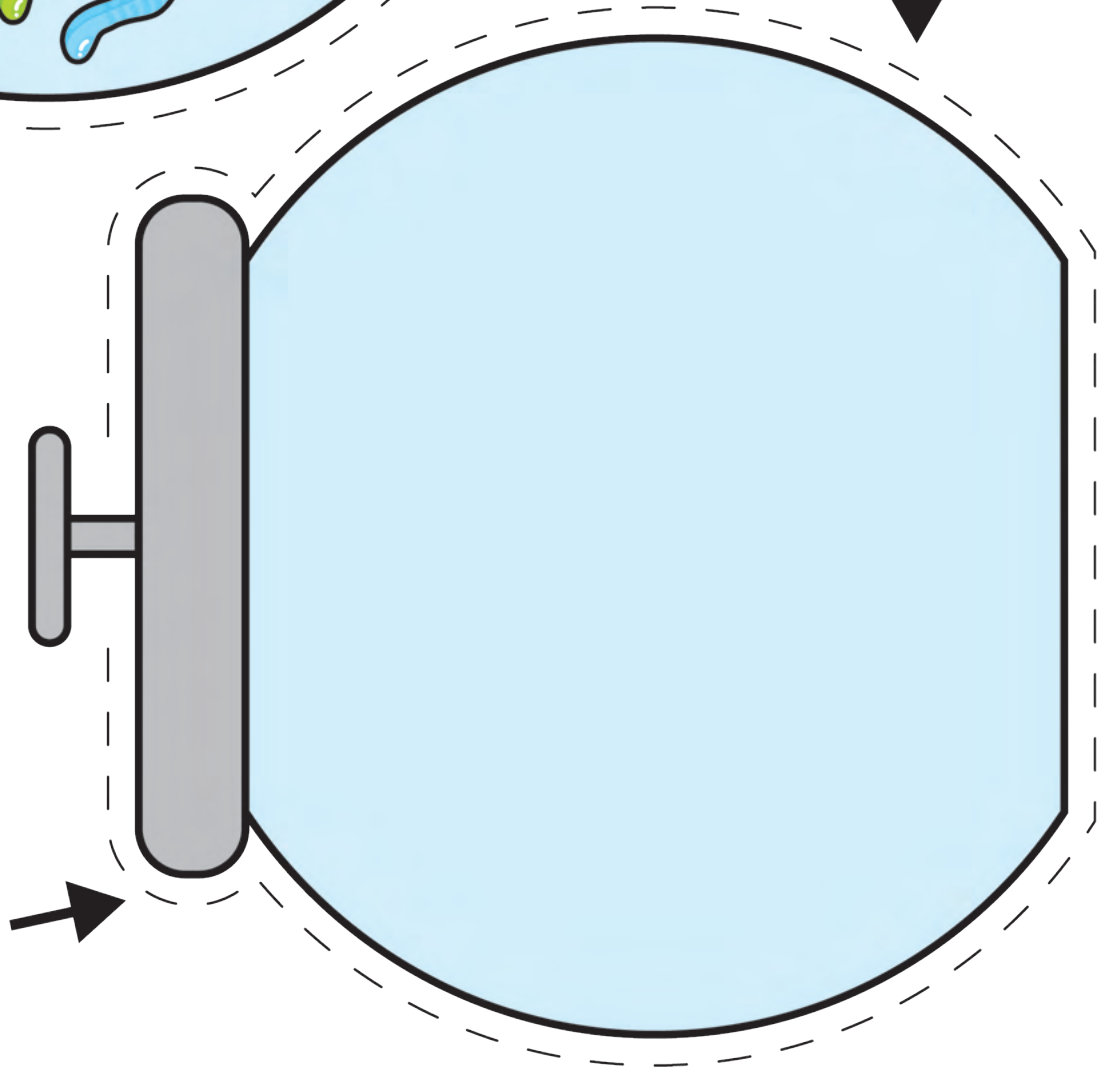




Llena este frasco con tus propios dibujos o recortes.


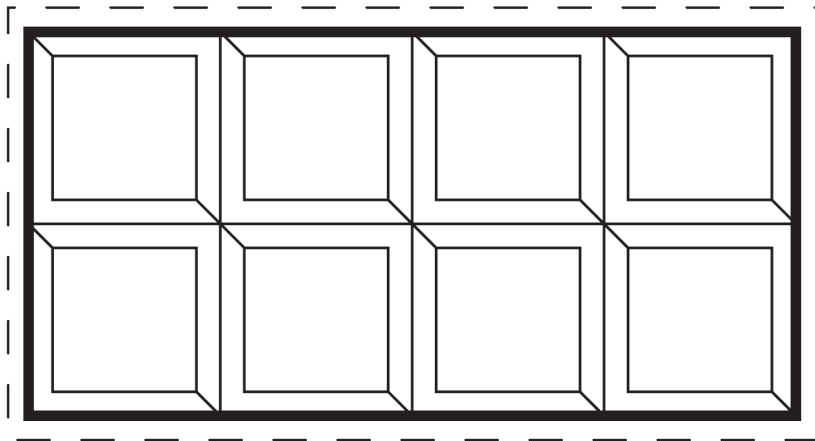




Fill this jar with your own drawings or cutouts.




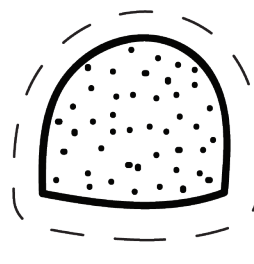
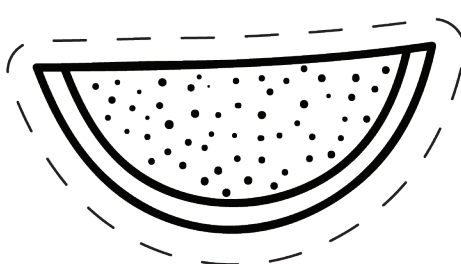
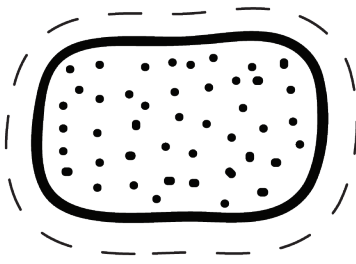
# LOS CHOCOLATES

# CHOCOLATES




# LAS GOMITAS

# GUMMIES



**LAS PALETAS**

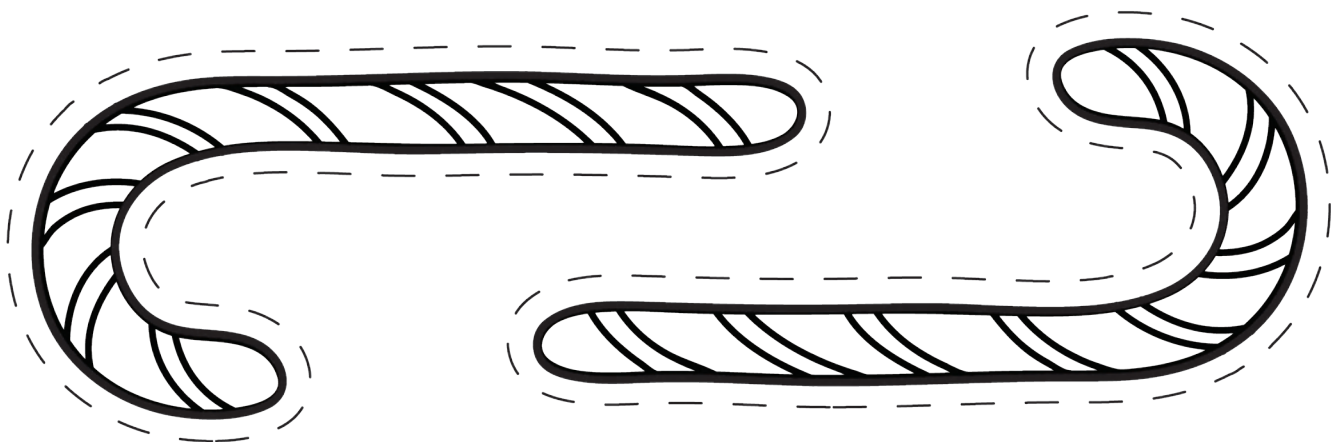
**LOLLIPOPS**



---

**LOS BASTONES DE CARAMELO**


**CANDY CANES**





HOLA AMIGO

\$0.00



LA CAJA REGISTRADORA


cash register






# LOS PRECIOS

## PRICES



**las gomitas** ..... \$5  
gummies



**los dulces** ..... \$10  
candies



**los chocolates** ..... \$25  
chocolates



**la bolsa de dulces** ..... \$3  
bag of candy



**la caja de dulces** ..... \$5  
box of candy



**la piñata** ..... \$10



LA DULCERÍA



CANDY SHOP



**la confitera**  
confectioner



LA DULCERÍA



CANDY SHOP



**el confitero**  
confectioner



**el cliente**  
customer




**la cliente**  
customer



**la cajera**  
cashier




**el cajero**  
cashier




**la caja registradora**  
cash register






**los dulces**  
candies



**las gomitas**  
gummies



**los chocolates**  
chocolates

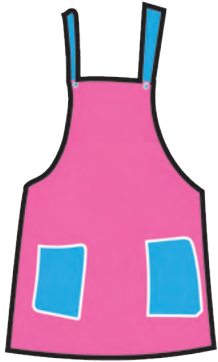


**los chicles**  
gum





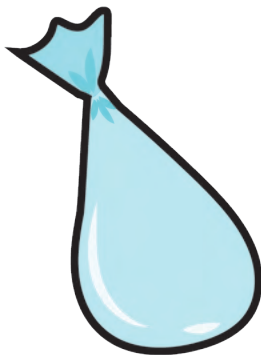
**los guantes**  
gloves



**los delantales**  
aprons



**las cajas**  
boxes



**las bolsas**  
bags







COLOREA POR  
SUMA O RESTA

**2** rojo  
red

**4** anaranjado  
orange

**6** amarillo  
yellow


**8** verde  
green

**10** azul  
blue

**12** rosado  
pink

**14** morado  
purple

COLOR BY ADDITION  
OR SUBTRACTION





COLOREA POR  
SÍLABA

**pa**  
red

**pe**  
orange

**pi**  
yellow

**po**  
green


**pu**  
blue

**ta**  
pink

**te**  
purple

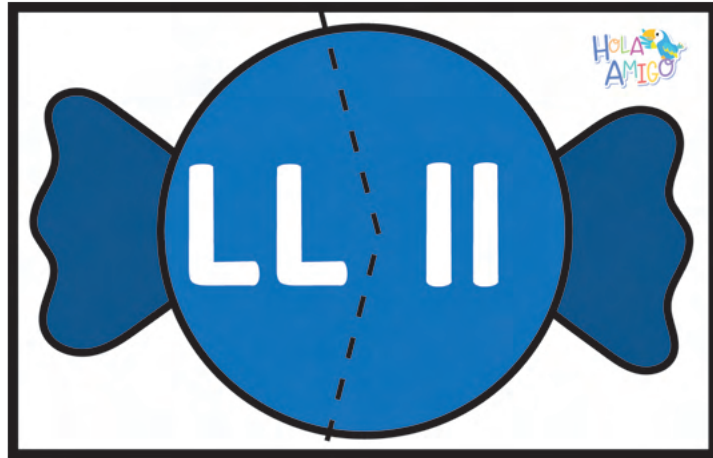
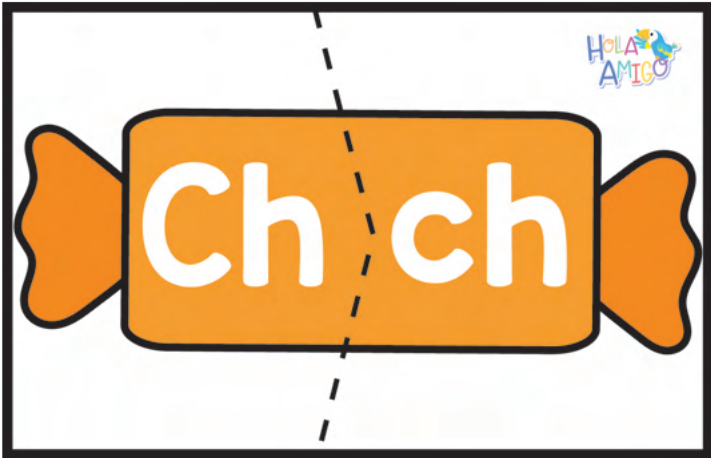
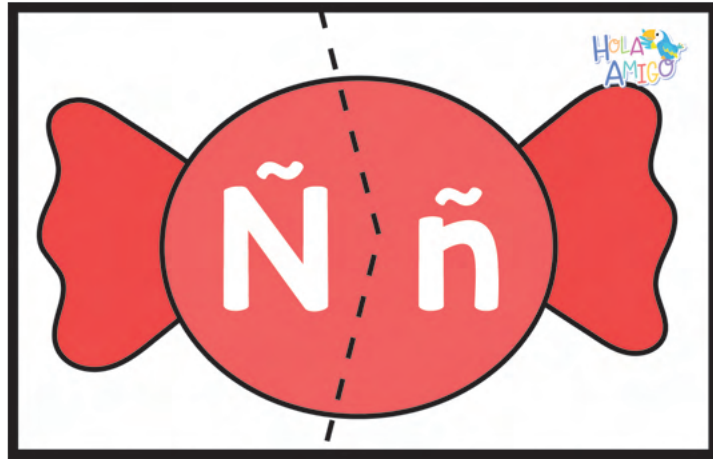
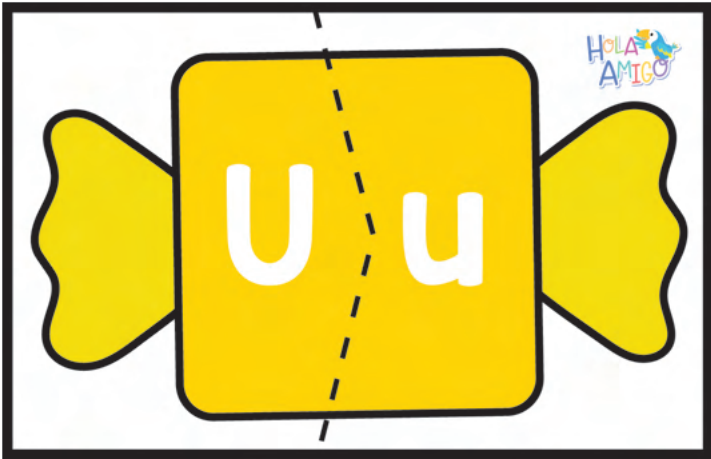
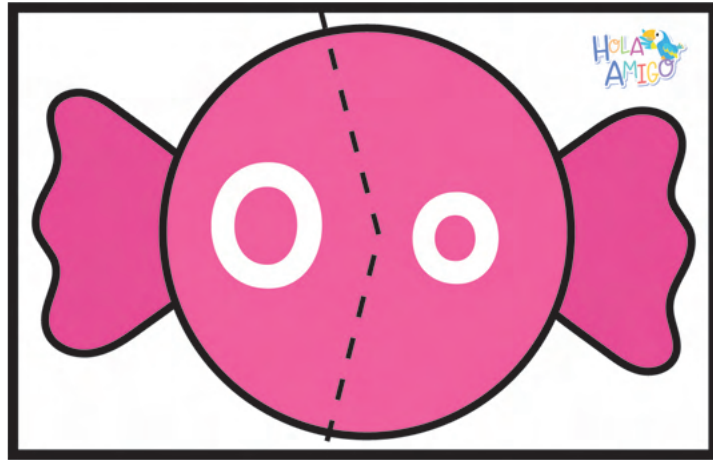
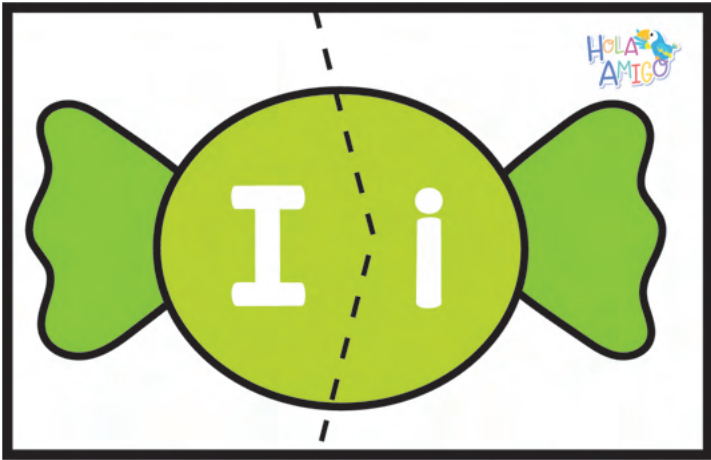
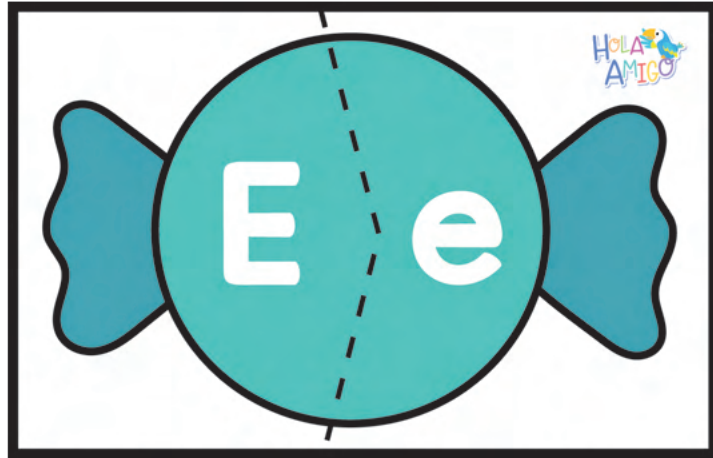
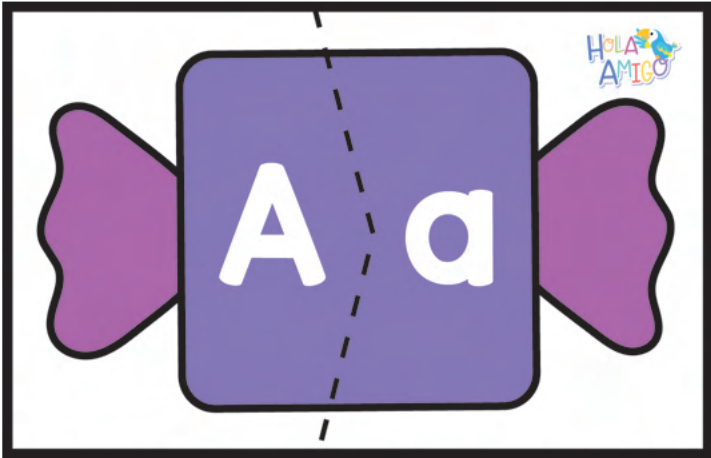
COLOR BY SYLLABLE

la piñata



la piñata





CUENTA Y COMPRA

COUNT & BUY



CUENTA DE CINCO EN CINCO Y COMPRA

COUNT BY FIVE & BUY



CUENTA DE DIEZ EN DIEZ Y COMPRA


COUNT BY 10 & BUY





# Las formas en la dulcería


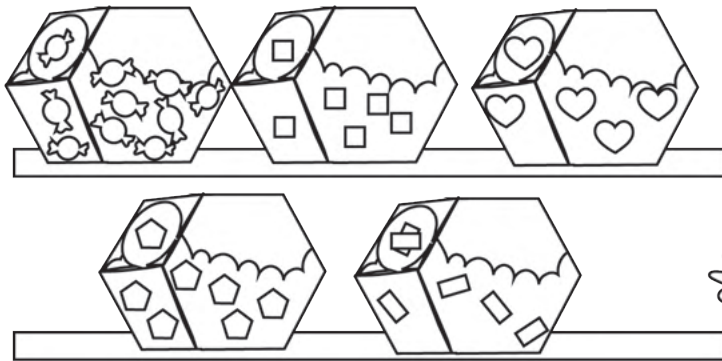
Shapes at the Candy Shop



Este libro pertenece a

This book belongs to

1



**Encontré muchas formas en la dulcería.**

I found many shapes at the candy shop.

2

## traza y escríbelo


trace it and write it

círculo

circle

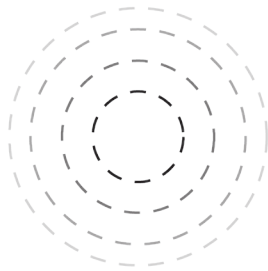
## encuentra y colorea 5

find and color 5



## trázalo y dibújalo

trace it and draw it



## cuéntalo

count it

El círculo tiene  lados.  
The circle has  sides.

El círculo tiene  esquinas.  
The circle has  corners.

3

## trázalo y escríbelo


trace it and write it

cuadrado

square

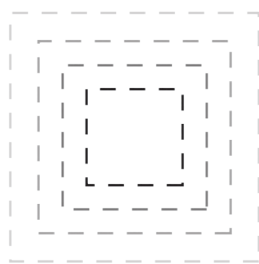
## encuentra y colorea 3

find and color 3



## trázalo y dibújalo

trace it and draw it



## cuéntalo

count it

El cuadrado tiene  lados.  
The square has  sides.

El cuadrado tiene  esquinas.  
The square has  corners.

4

## traza y escríbelo

trace it and write it


triángulo

triangle



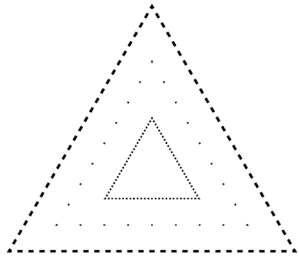
## encuentra y colorea 2

find and color 2



## trázalo y dibújalo

trace it and draw it



## cuéntalo

count it

El triángulo tiene  lados.  
The triangle has  sides.

El triángulo tiene  esquinas.  
The triangle has  corners.

5

## trázalo y escríbelo

trace it and write it


corazón

heart




## encuentra y colorea 3

find and color 3



## trázalo y dibújalo

trace it and draw it



## cuéntalo

count it

El corazón tiene  lados.  
The heart has  sides.

El corazón tiene  esquinas.  
The heart has  corners.

6

## traza y escríbelo

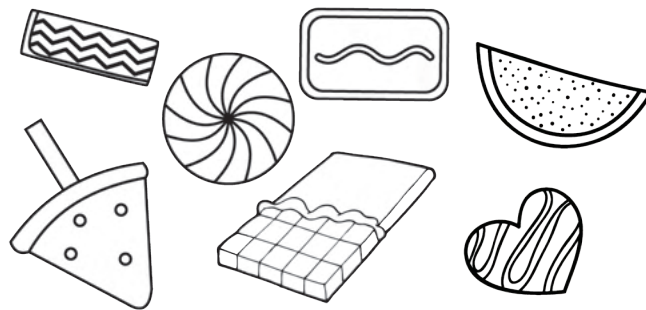
trace it and write it

rectángulo

rectangle

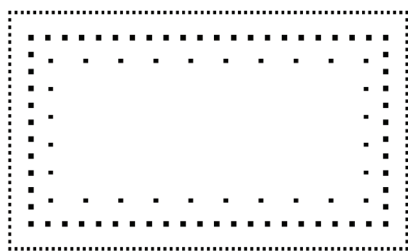
## encuentra y colorea 3

find and color 3



## trázalo y dibújalo

trace it and draw it



## cuéntalo

count it

El rectángulo tiene  lados.

The rectangle has  sides.

El rectángulo tiene  esquinas.

The rectangle has  corners.

7

## trázalo y escríbelo


trace it and write it

pentágono

pentagon

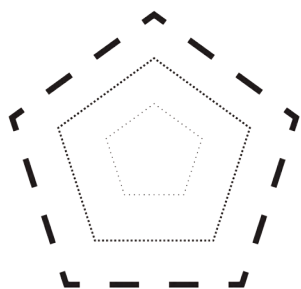
## encuentra y colorea 2

find and color 2



## trázalo y dibújalo

trace it and draw it



## cuéntalo

count it

El pentágono tiene  lados.

The pentagon has  sides.

El pentágono tiene  esquinas.

The pentagon has  corners.

8



# ROMPECABEZAS DE SONIDOS LETTER SOUNDS PUZZLE

1. Corta en las líneas punteadas. - Cut on the dotted lines.
2. Mezcla las piezas. - Mix up the pieces.
3. Ponlo en orden alfabético. - Put it in alphabetical order.

A	B	C	Ch	D
E	F	G	H	I
J	K	L	LI	M
N	Ñ	O	p	Q
R	Rr	S	T	U
V	W	X	Y	Z

HOLA AMIGO





EN MI MUNDO BILINGÜE

¡puedo ser una confitera!

MI NOMBRE

NAME

IN MY BILINGUAL WORLD  
I can be a confectioner!



EN MI MUNDO BILINGÜE

¡puedo ser un confitero!

MI NOMBRE

NAME

IN MY BILINGUAL WORLD  
I can be a confectioner!





# ¡HOLA, DULCERÍA!

# Hello, candy shop!

Scan the QR Code to find our Resource Page which includes activity videos and links to our Pinterest and YT Playlist!



**DAILY**  
Complete 2-3 activity book pages

**MONDAY**  
Village play prompt:  
Welcome to the candy shop. What would you like to buy?

**TUESDAY**  
Village play prompt:  
You're all out of candy! Use your imagination to make more.

**WEDNESDAY**  
Village play prompt:  
It's time to fill the piñatas. Help the amiguitos shop and play.

**THURSDAY**  
Village play prompt:  
Let's buy candies for a friend! What should we get?


**FRIDAY**  
Village play prompt:  
Make your favorite flavors of candy and sell them at the dulcería!

**SAT/SUN**  
Play the candy shape game together.

**Week 1**  
unbox

**build vocabulary**

- Your box has arrived! Unbox it together and have fun exploring each item in your box.
- Read the illustrated book and reader at bedtime, quiet time, or snack time.
- Find and count the shapes in the book.



**Week 2**  
play

**gross motor games** Visit the YouTube playlist for songs.

- Listen to the Super Simple (Español) shape song. Find the shapes in your home before the music slows down.
- Use chalk to draw shapes on a sidewalk or driveway. Call out a shape and have your child get across by hopping on the shape.
- Cut out shapes and tape them to the floor. Have your child kick a ball to the shape you call out.

**Week 3**  
explore

**sensory activities** Visit the Pinterest board for details.

- Make cotton candy playdough. Use it to make shapes and candies.
- Use colorful cereal or small candies to trace shapes. Count and compare how many you used in each shape.
- Create paint with skittles. Fingerpaint lollipops for your candy shop.

**Week 4**  
create

**dramatic play**

- Set up your own candy shop! Create a play area with the items in your box, printable pack, and your imagination.
- Craft items for your candy shop.
- Make a paper bag piñata and fill it with confetti (torn paper), pompoms, or sweet treats.

Tag us in your learning @holoamigobox and enter to win our subscriber Sunday Giveaway!



# MI MUNDO BILINGÜE

La dulcería - Candy Shop

Colorea un dulce cada día  
que aprendas y juegues con tu caja.

Color one candy each day  
you learn and play with your box.







Thank you for respecting our hard work.  
We hope you enjoy your activities!  
Allison & Conchita



\*\* This product is intended for personal use only. \*\*

No part of this document may be distributed, posted on the internet, copied, edited, resold, or posted to any type of shared drive.

ALL contents of this document are under **copyright protection** including all text, graphics, content, and fonts.



info@holaamigobox.com

3000 SHELBY ST SUITE 5 INDIANAPOLIS, IN 46227

HolaAmigoBox.com

