

Hola, panadería!

HELLO, BAKERY!

Printable activities to accompany your Mi Mundo Bilingüe box.



Continue having fun with la panadería!
This packet is full of activities and ideas that will spark your child's curiosity and imagination. **Don't forget to share pictures with us!**
We love to see you learn and play together.

WHAT'S INSIDE?

Crafts

Coloring pages

Dramatic play labels & ideas

Academic activities

Interactive early reader

Learn & Play calendar and tracker

Learning certificates


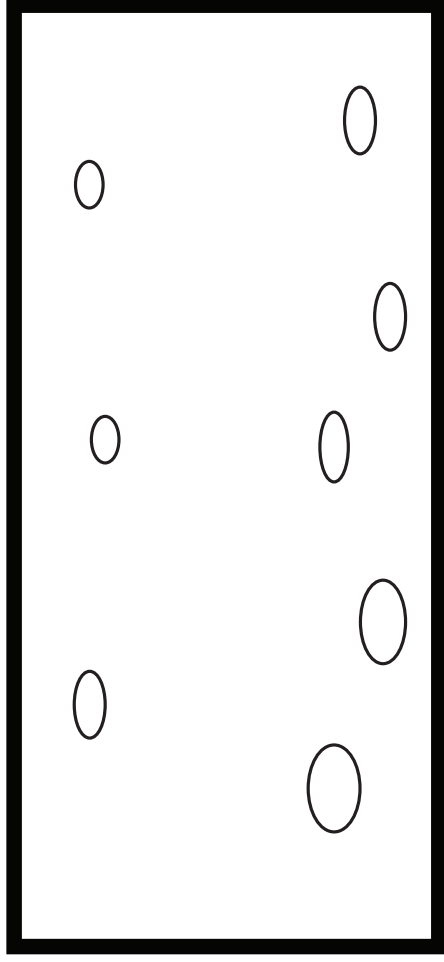


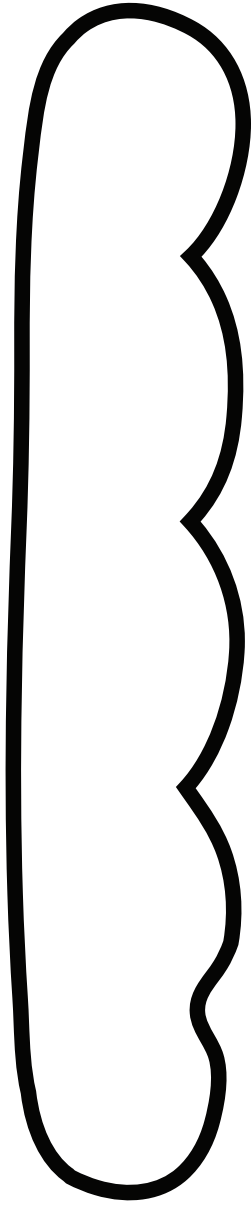
Share your fun & learning with us! Tag us @holdamigobox





- 1 RECORTA
CUT OUT 
- 2 PEGA
GLUE 





1 COLOREA
COLOR

2 RECORTA
CUT OUT

3 PEGA
GLUE


Baker's hat craft

1. Recorta - Cut

2. Colorea - Color

3. Pega - Glue

• Imagina y juega! - Imagine & play!*


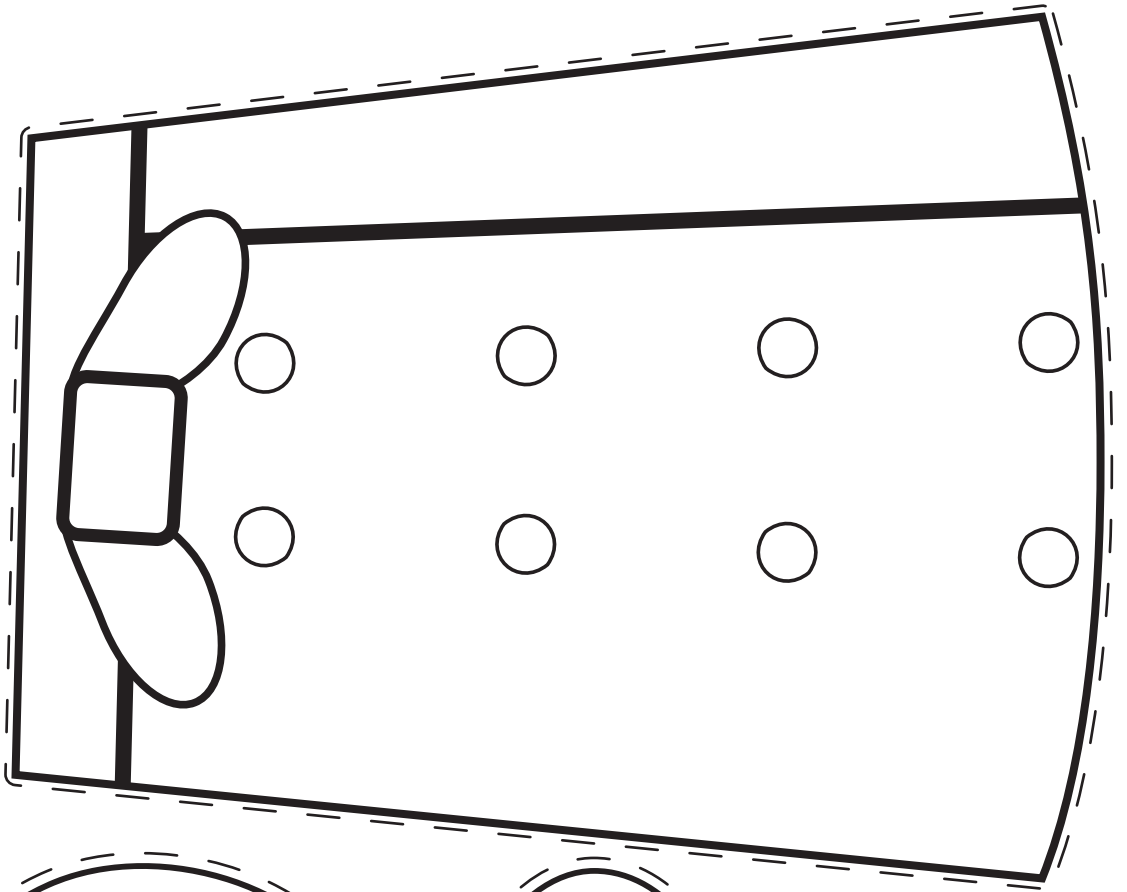



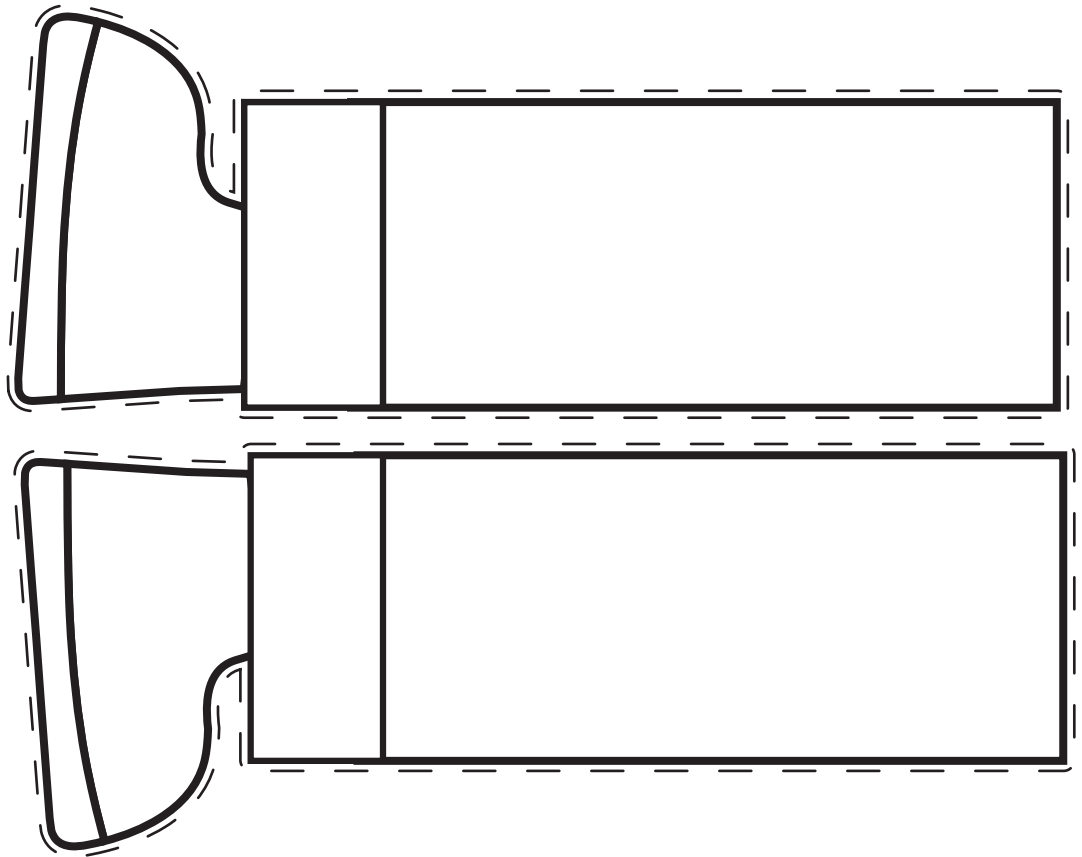

Baker's hat craft

1. Recorta - Cut
2. Colorea - Color
2. Pega - Glue

* Imagina y juega! - Imagine & play!*









pedido de galletas

cookie order

nombre
name



¿Qué tipo de galletas quieres pedir?


What type of cookies do you want to order?



las galletas con chispas de chocolate
chocolate chip cookies



las galletas de jengibre
gingerbread cookies



las galletas de azúcar
sugar cookies

¿Cuántas galletas quieres?

How many cookies do you want?

1 2 3 4 5 6 7 8 9 10 11 12

¿Cómo te gustaría empaquetar tus galletas?


How would you like your cookies packaged?



en una bolsa
in a bag




en una caja
in a box



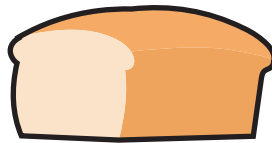
pedidos de panadería

bakery orders


nombre
name




el pastel
cake



el pan blanco
white bread



el pan francés
French bread



el pan dulce
sweet bread



la media luna
croissant




la dona
donuts



**la casa
de jengibre**
gingerbread house




el pastelito
cupcake




las galletas
cookies

MENÚ




el pan
bread

\$3



el pan dulce
sweet bread

\$2



las galletas
cookies

\$1



la repostería
pastries

\$2



los pastelitos
cupcakes

\$2



el pastel
cake

\$10

LOS PANADEROS

hacen pan.



BAKERS

make bread.

EN MI MUNDO BILINGÜE HAY UNA
PANADERÍA.



IN MY BILINGUAL WORLD THERE'S A
BAKERY.

La casa de jengibre tiene muchos dulces.



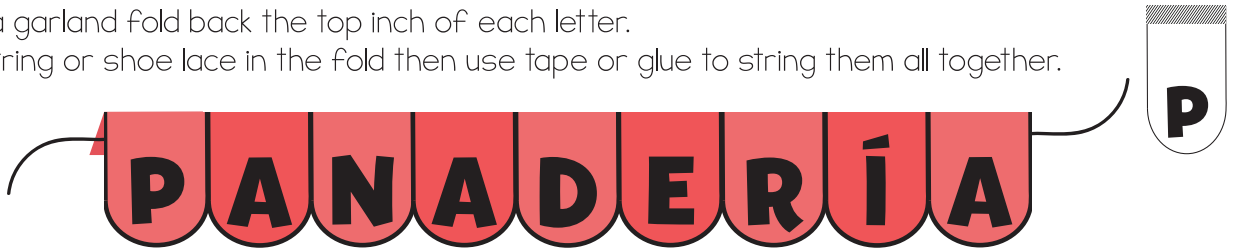
HOLA
AMIGO

The gingerbread house has many candies.

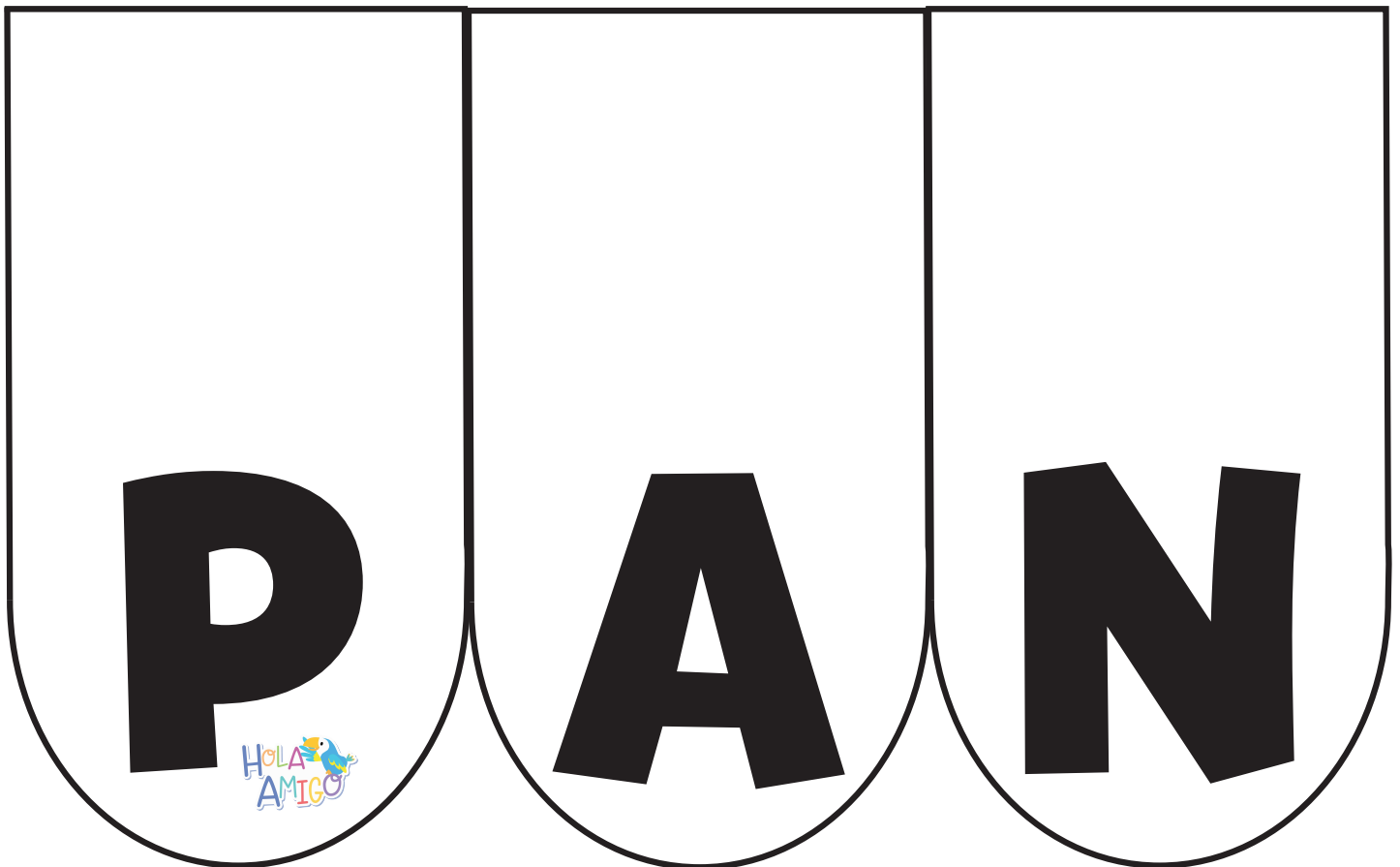
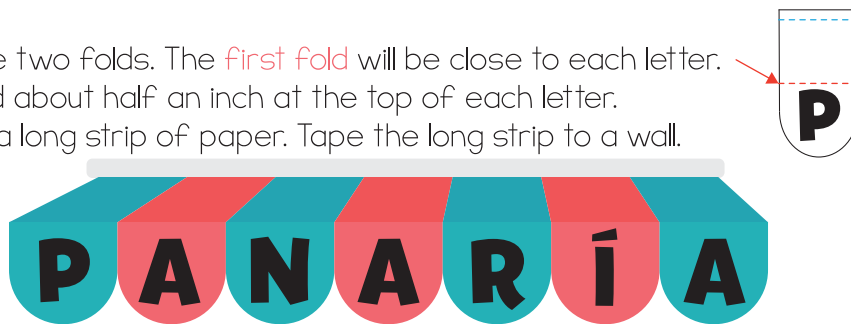
BAKERY GARLAND

1. Colorea - Color each section.
You can make designs or choose different colors.
2. Recorta - Cut between each letter.
3. Dobra - Fold the top of the letters

To form a garland fold back the top inch of each letter.
Place a string or shoe lace in the fold then use tape or glue to string them all together.



To form an awning, make two folds. The **first fold** will be close to each letter. For the **second fold**, fold about half an inch at the top of each letter. Glue the second fold to a long strip of paper. Tape the long strip to a wall. (We recommend you print the awning on cardstock.)



A



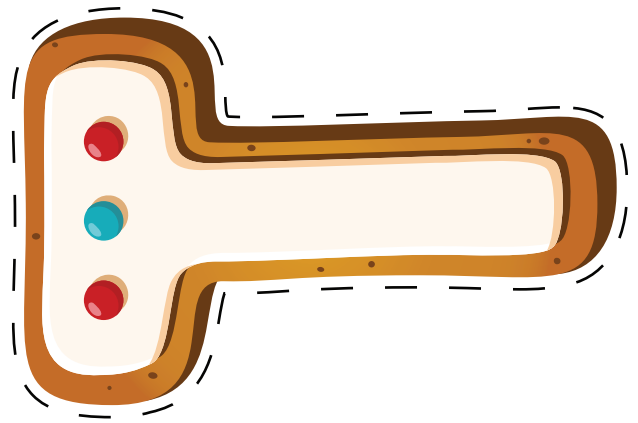
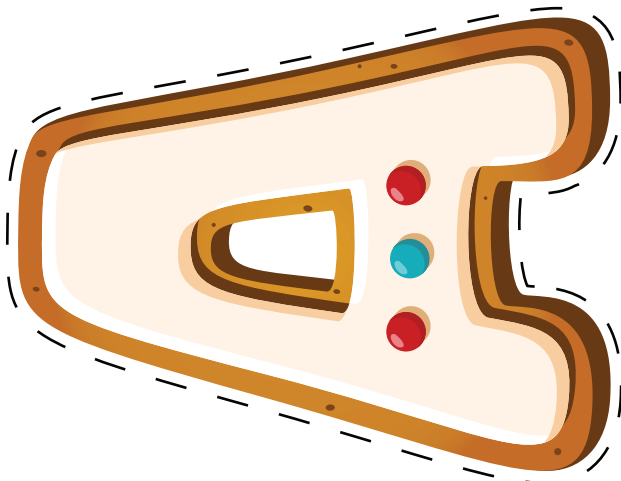
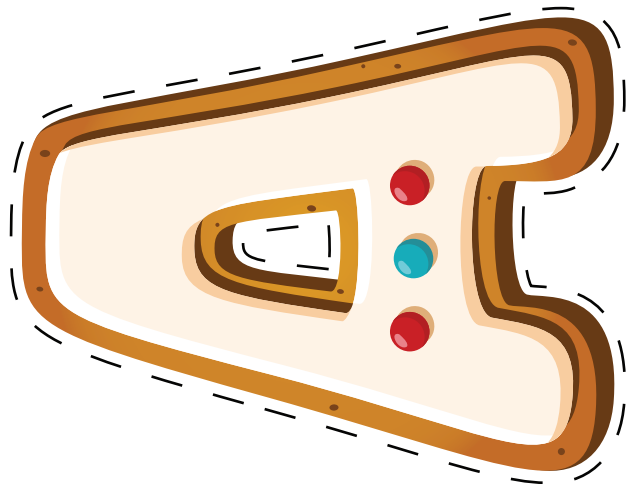
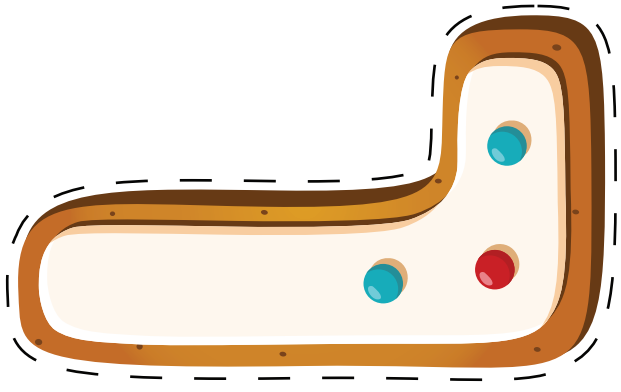
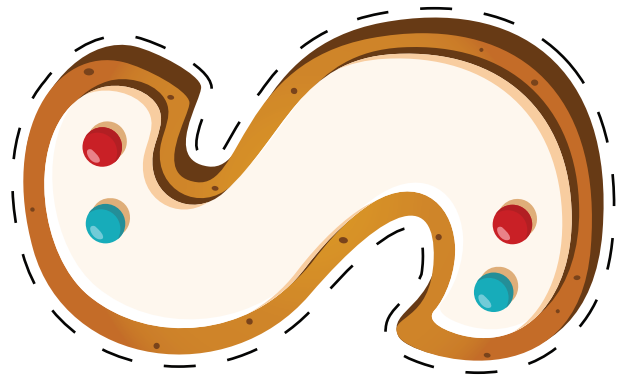
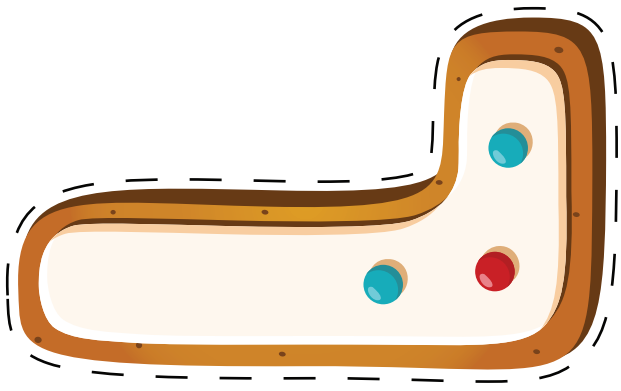
D


E

R


í

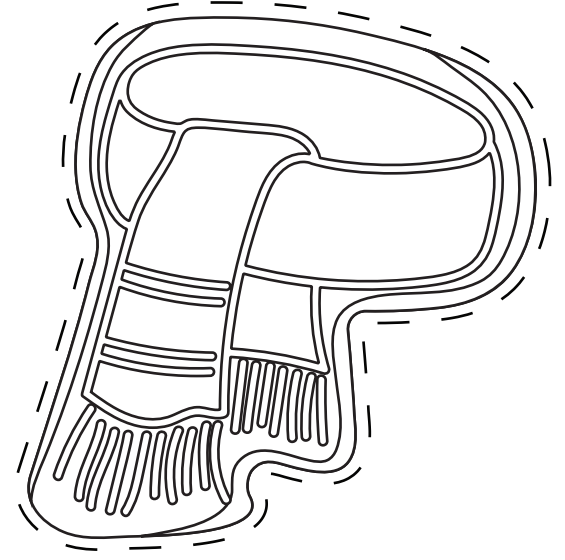
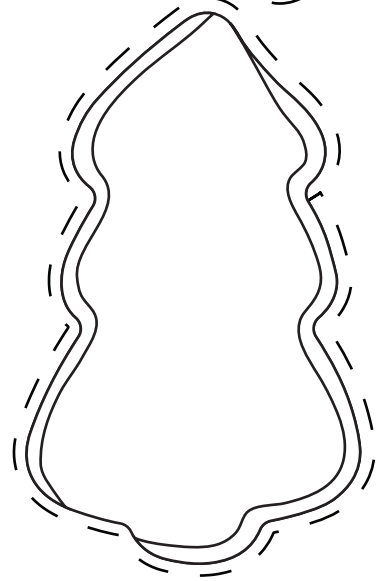

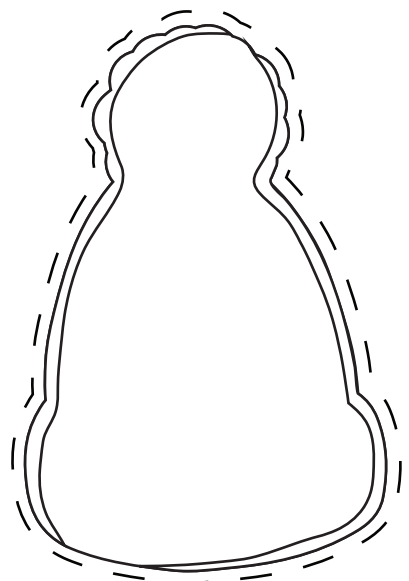




A





cut & decorate







Dramatic Play Labels

Dramatic play is the perfect way to use your creativity, imagination, and practice vocabulary.

1. Recorta - Cut on the dotted lines.

2. Imagina y Juega - Create a bakery or holiday cookie shop in your home.



LA PANADERÍA
BAKERY



el panadero
baker



LA PANADERÍA
BAKERY



la panadera
baker



LA PANADERÍA
BAKERY




el cajero
cashier



LA PANADERÍA
BAKERY




la cajera
cashier




el pan dulce
sweet bread






las chispas
sprinkles



el glaseado
icing / frosting




**las chispas
de chocolate**
chocolate chips




las recetas
recipes






los tazones
bowls



**la masa
para galletas**
cookie dough



**los cortadores
de galletas**
cookie cutters



**los guantes
de cocina**
oven mitts






las galletas
cookies



las cajas
boxes




las bolsas
bags



HOLA

EL AZÚCAR
sugar



el pan
bread






las espátulas
spatulas



las bandejas
trays




los ingredientes
ingredients




el horno
oven







el rodillo
rolling pin



la batidora
hand mixer



**las tazas
medidoras**
measuring cups

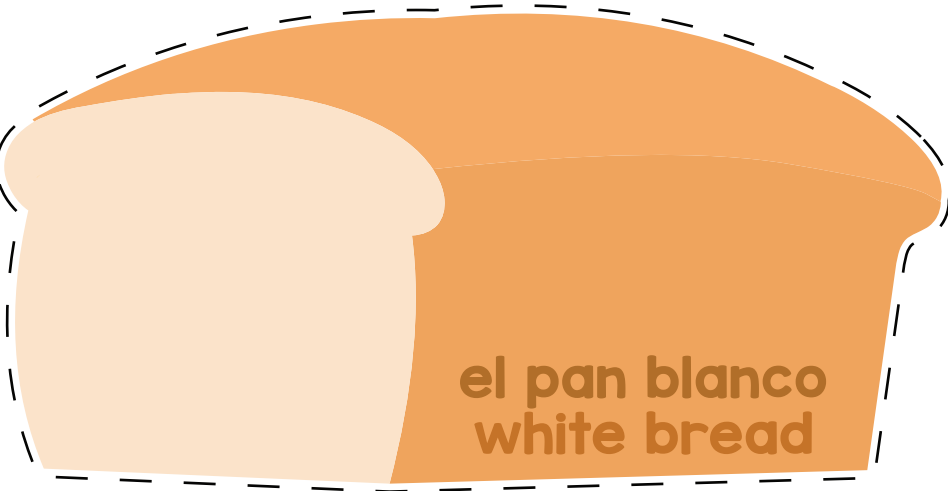


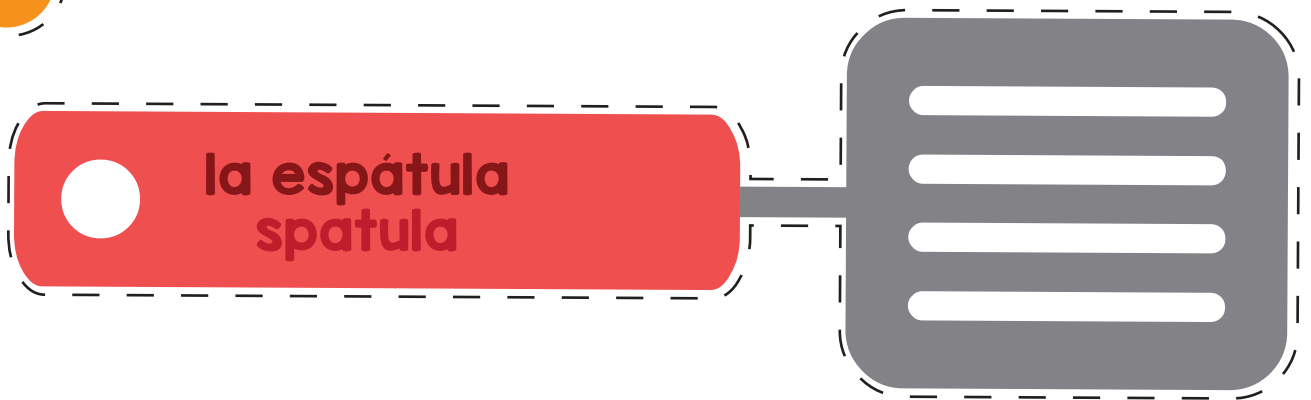
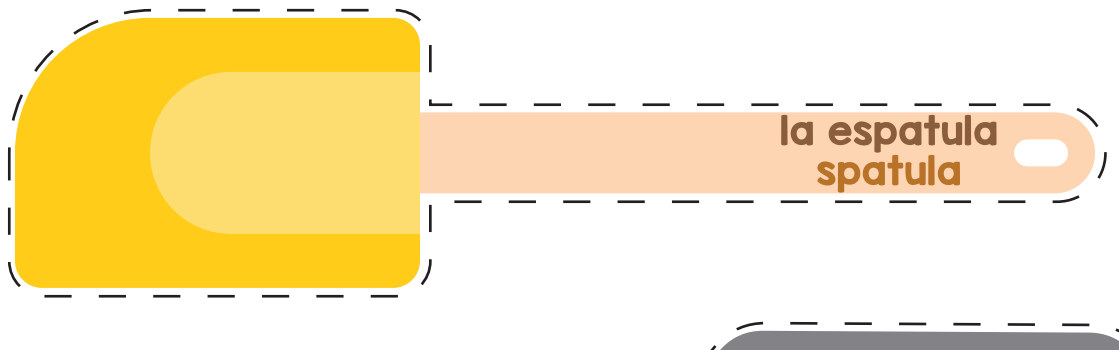
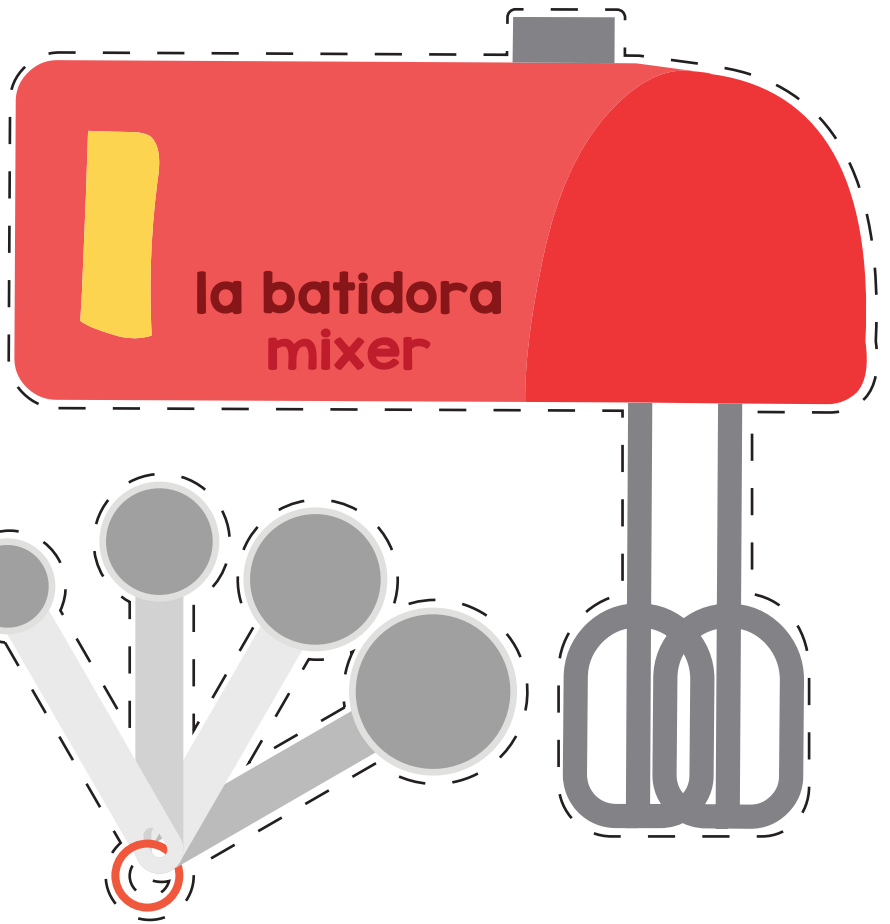
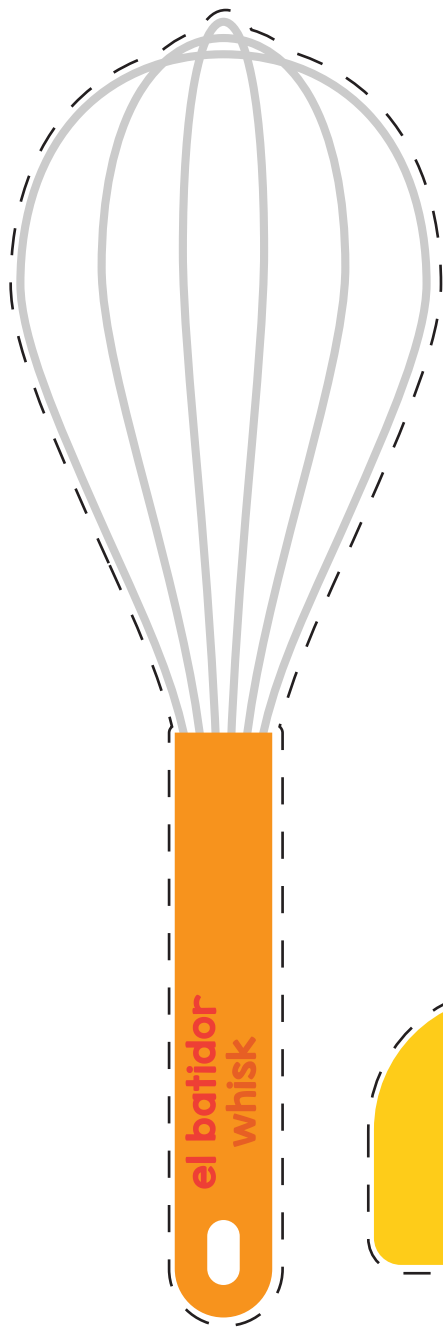
**las cucharas
medidoras**
measuring spoons



la bandeja para hornear
baking sheet








Puedo hacer galletas

I Can Make Cookies



HOLA
AMIGO 

Este libro pertenece a

This book belongs to



Sé hacer galletas.

I know how to make cookies.

1


2



Uso una receta.

I use a recipe.

3



Encuentro los ingredientes.

I find the ingredients.

4



Obtengo las herramientas que necesito.

I gather the tools I need.

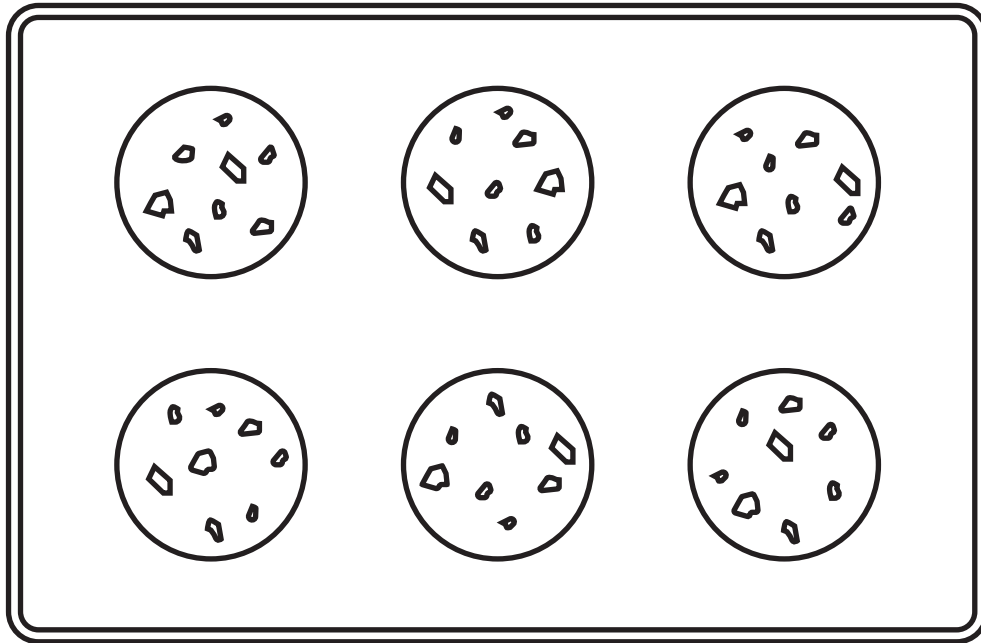
5



Mezclo los ingredientes en el tazón.

I mix the ingredients in the bowl.


6



Pongo la masa en la bandeja para horrear.

I put the dough on the baking sheet.

7




Las galletas se hornean en el horno.

¡Son deliciosas!

The cookies bake in the oven.

They are delicious!

8



Tapete para plastilina:
Enrolla plastilina para
hacer y decorar un
hombre de jengibre.

Play dough mat:
Roll play dough to
make and decorate
a gingerbread man.



Puedo hacer un
hombre de jengibre

juguetón



playful



enamorado



in love



sorprendido



surprised



enojado



mad



triste



sad




feliz



happy





HOLA AMIGO



¿Cómo se siente el hombre de jengibre?

How does the gingerbread man feel?

Gingerbread man feelings game



1. Recorta - Cut out the cards and the gingerbread heads.
2. Practica - Practice the feelings by reading them together, acting them out, chatting about what makes you feel that way, and writing the words on the cards.
3. Juega - Play together.
 - Get ready to play: Laminate or place packing tape over the writing area on the mat.
 - Place the cards face down. Have the gingerbread mat, faces, and marker in front of your little learner.
 - Have them turn one card over, tell you the feeling on the card, and find the matching head.
 - Place the head on the gingerbread body.
 - Write the feeling at the bottom.
 - Erase and repeat!

This activity will help your little learner explore feelings and give you the opportunity to talk about expressing feelings together.




Encuentra diez diferencias.

Find ten differences.



HOLA AMIGO



HOLA AMIGO

EN MI MUNDO BILINGÜE

¡puedo ser una panadera!

mi nombre

my name

IN MY BILINGUAL WORLD
I can be a baker!



HOLA AMIGO 

EN MI MUNDO BILINGÜE

¡puedo ser un panadero!

[Yellow rectangular box for writing a name]

mi nombre

my name

IN MY BILINGUAL WORLD

I can be a baker!



HOLA AMIGO



¡HOLA, PANADERÍA!

Hello, bakery!

Scan the QR Code to find our Resource Page which includes activity videos and links to our Pinterest and YT Playlist!

DAILY
Complete 2-3 activity book pages

MONDAY
Village play prompt:
Welcome to the bakery!
Explore all the areas.

TUESDAY
Village play prompt:
Help the bakers set up the bakery.

WEDNESDAY
Village play prompt:
It's time to go to work!
Bake cakes and cupcakes for a party.

THURSDAY
Village play prompt:
The holidays are here.
Bake special cookies for the holidays.

FRIDAY
Village play prompt:
Create your own recipes and use your imagination to bake them.

SAT/SUN
Play the board game together.

Week 1
unbox

build vocabulary

- Your box has arrived! Unbox it together and have fun exploring each item in your box.
- Read the illustrated book and reader at bedtime, quiet time, or snack time.
- Find fun ways to use the vocabulary in the book.



Week 2
play

gross motor games

Visit the YouTube playlist for songs.

- Sing and dance to the bakery songs in our YouTube playlist.
- Use a spatula to move a dozen cookies (one at a time) from one side of the room to the other before a song ends.
- Visit our Pinterest board for fun gross motor game ideas.

Week 3
explore

sensory activities

Visit the Pinterest board for details.

- Make a bakery sensory tray with cloud dough. Include measuring spoons and cookie cutters.
- Create gingerbread play dough. Use it with your gingerbread play dough mat to make unique cookies.
- Craft bakery items. Tear paper to make sprinkles.

Week 4
create

dramatic play

- Set up your own bakery! Create a play area with the items in your box, printable pack, and your imagination.
- Make the bakers hat to wear as you bake.
- Take orders and sell your baked goods to your family and friends.



Tag us in your Learning @holaamigobox and enter to win our Subscriber Sunday Giveaway!



MI MUNDO BILINGÜE

La panadería - Bakery

Colorea un artículo cada día
que aprendas y juegues con tu caja.

Color one item each day
you learn and play with your box.





Thank you for respecting our hard work.
We hope you enjoy your activities!
Allison & Conchita



** This product is intended for personal use only. **

No part of this document may be distributed, posted on the internet, copied, edited, resold, or posted to any type of shared drive.

ALL contents of this document are under **copyright protection** including all text, graphics, content, and fonts.



info@holaamigobox.com

3000 SHELBY ST SUITE 5 INDIANAPOLIS, IN 46227

HolaAmigoBox.com

