



Printable activities to accompany your Mi Mundo Bilingüe box.



Continue having fun with the grocery store! This packet is full of activities and ideas that will spark your child's curiosity and imagination. **Don't forget to share pictures with us!** We love to see you learn and play together.

WHAT'S INSIDE?

Crafts

Coloring pages

Dramatic play labels & ideas

Academic activities

Interactive early reader

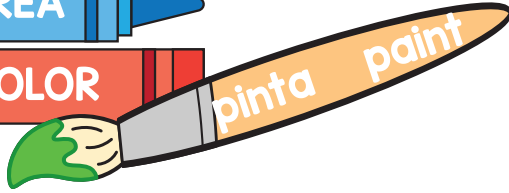
Learn & Play calendar and tracker

Learning certificates



Share your fun & learning with us! Tag us [@holaamigobox](https://www.instagram.com/holaamigobox)

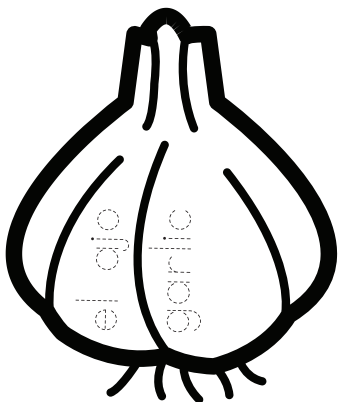

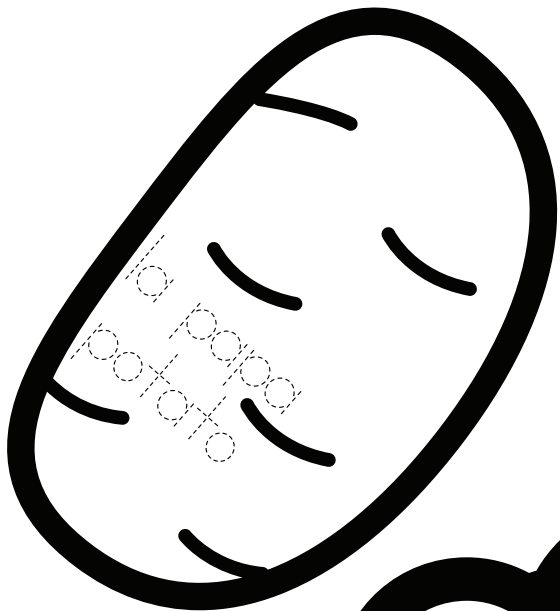
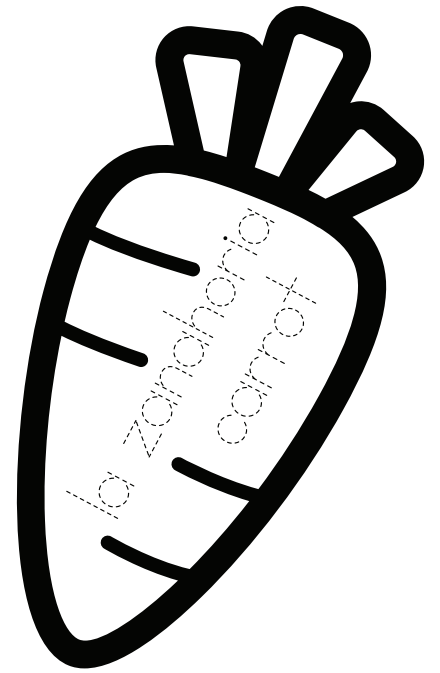



1



2




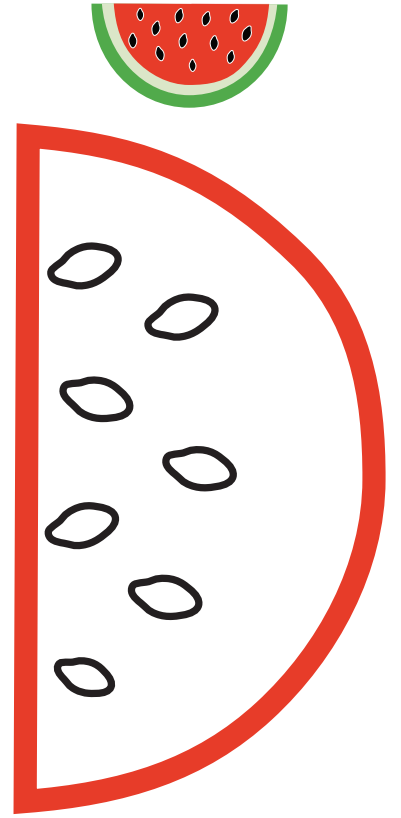


1 COLOREA O PINTA
COLOR OR PAINT 

2 RECORTA
CUT OUT 

3 PEGA
GLUE 





**Compro la comida en
el supermercado.**



**I buy food at the
grocery store.**

Dramatic Play Labels

Dramatic play is the perfect way to use your creativity, imagination, and practice vocabulary.

1. Recorta - Cut on the dotted lines.
2. Imagina y Juega - Imagine and play.
3. Use items in your home to make your imaginary grocery store.
Visit our Pinterest board for dramatic play ideas.



EL SUPERMERCADO
GROCERY STORE



el gerente
manager



EL SUPERMERCADO
GROCERY STORE



la gerente
manager



EL SUPERMERCADO
GROCERY STORE



el cajero
cashier



EL SUPERMERCADO
GROCERY STORE



la cajera
cashier



EL SUPERMERCADO
GROCERY STORE



el cliente
customer



EL SUPERMERCADO
GROCERY STORE



la clienta
customer



EL SUPERMERCADO
GROCERY STORE



el embolsador
bagger



EL SUPERMERCADO
GROCERY STORE



la embolsadora
bagger



EL SUPERMERCADO
GROCERY STORE



el reponedor
stock clerk



EL SUPERMERCADO
GROCERY STORE



la reponedora
stock clerk



los carritos
carts




la escala
scale



**las bolsas
de compras**
shopping bags



las cestas
baskets



las latas
cans



las botellas
bottles



las bolsas
bags



las cajas
boxes




**las listas
de compras**
shopping list



los recibos
receipts

GUIRNALDA

Recorta: Corta por las líneas discontinuas negras.
Dobla: Dobla las pestañas rectangulares.
Encuerda: Ensarta la guirnalda colocando un cordón de zapato, una cinta o una cuerda entre la pestaña doblada y el triángulo. Pega para mantenerlo en su lugar.



GARLAND


Cut: Cut on the black dashed line.
Fold: Fold the rectangle tabs.
3. String: String the garland by placing a shoelace, ribbon, or string in between the folded tab & the triangle. Glue to keep it in place.





GROCERY STORE

DEPARTAMENTO DE
FRUTAS Y VEGETALES



FRUIT AND VEGETABLE
DEPARTMENT



DEPARTAMENTO DE
CARNES Y MARISCOS



MEAT AND SEAFOOD
DEPARTMENT




**DEPARTAMENTO DE ALIMENTOS
LÁCTEOS Y CONGELADOS**



DAIRY AND FROZEN FOODS
DEPARTMENT



**DEPARTAMENTO DE
PANADERÍA**



BAKERY
DEPARTMENT



**DEPARTAMENTO DE PRODUCTOS
ENLATADOS Y EN CAJAS**



**CANNED AND BOXED
GOODS DEPARTMENT**



**DEPARTAMENTO DE ALIMENTOS DE
MASCOTAS**



**PET
FOOD DEPARTMENT**



**DEPARTAMENTO DE
BEBIDAS Y SALSAS**



DRINKS AND SAUCES
DEPARTMENT



**DEPARTAMENTO DE PRODUCTOS DE
LIMPIEZA Y HIGIENE**



CLEANING AND HYGIENE
PRODUCTS DEPARTMENT



EL RECIBO
RECEIPT



nombre


name

compras
purchases

precio
price

_____	<input type="text"/>
_____	<input type="text"/>
_____	<input type="text"/>
_____	<input type="text"/>
_____	<input type="text"/>
_____	<input type="text"/>
_____	<input type="text"/>

Suma los precios. Add up the prices.

 **TOTAL**

EL RECIBO
RECEIPT



nombre


name

compras
purchases

precio
price

_____	<input type="text"/>
_____	<input type="text"/>
_____	<input type="text"/>
_____	<input type="text"/>
_____	<input type="text"/>
_____	<input type="text"/>
_____	<input type="text"/>

Suma los precios. Add up the prices.

 **TOTAL**

EL RECIBO
RECEIPT



nombre


name

compras
purchases

precio
price


_____	<input type="text"/>
_____	<input type="text"/>
_____	<input type="text"/>
_____	<input type="text"/>
_____	<input type="text"/>
_____	<input type="text"/>
_____	<input type="text"/>


Suma los precios. Add up the prices.

 **TOTAL**



Dramatic Play Items








HOLA
AMIGO

\$0.00



LA CAJA REGISTRADORA

cash register

8

7

9



4

5

6



1

2

3




0

.

00



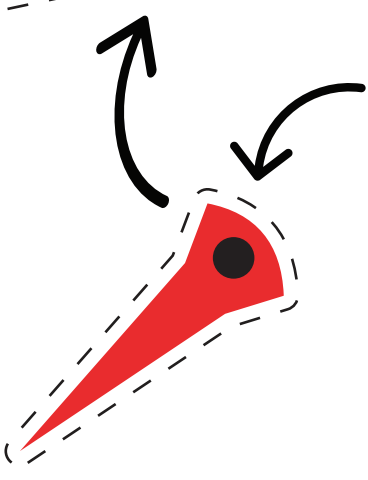
¿Cuánto pesa?



la escala
scale

How much does it weigh?

Attach the spinner
to the scale with a brad.



¿Qué sigue? What comes next?

Completa el patrón. - Complete the pattern.

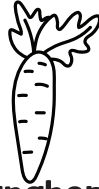
1. Colorea - Color

2. Recorta - Cut out

3. Pega - Glue



la lechuga
lettuce




la zanahoria
carrot




la naranja
orange




las uvas
grapes



la calabaza
pumpkin




la pera
pear




la manzana
apple



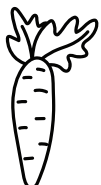

el elote
corn





el trigo
wheat




la calabaza
pumpkin




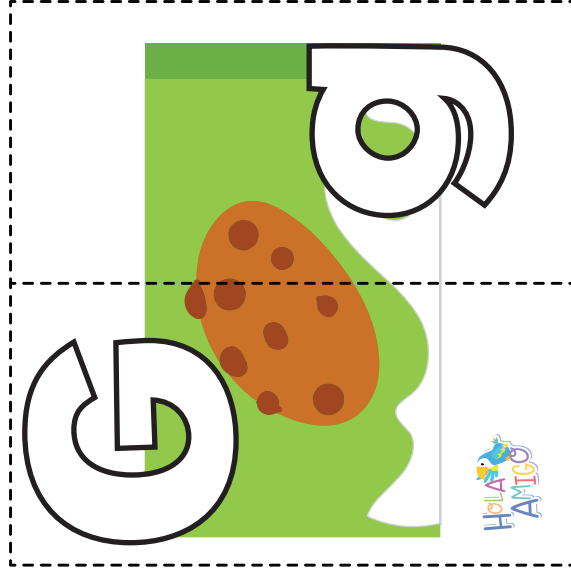


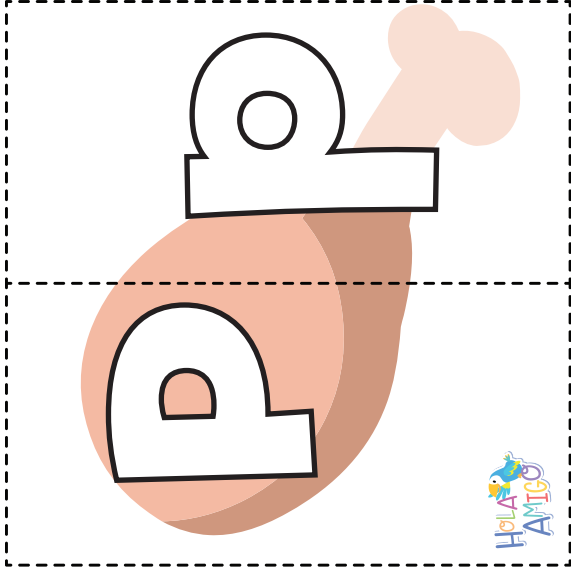

la zanahoria
carrot



la pera
pear



1. Escribe o colorea las letras. - Write or color the letters.
2. Recorta las piezas de juego. - Cut out the play pieces.
3. Pon las piezas boca abajo. - Put the pieces face down.
4. Da vuelta a una pieza. Encuentra la letra que coincide. - Turn one piece over. Find the matching letter.
5. Repite hasta encontrar todos los pares. - Repeat until you find all the pairs.





EN MI MUNDO BILINGÜE

¡puedo trabajar en un supermercado!



mi nombre _____ my name _____



IN MY BILINGUAL WORLD
I can work at a grocery store!



HOLA AMIGO

¡HOLA, SUPERMERCADO!

Hello, grocery store!

Scan the QR Code to find our Resource Page which includes activity videos and links to our Pinterest and YT Playlist!

MONDAY

Village play prompt:
Welcome to the grocery store!
Explore each area.

TUESDAY

Village play prompt:
Let's buy fruits and vegetables!

WEDNESDAY

Village play prompt:
We are grocery workers today.
How can you help the customers?

THURSDAY

Village play prompt:
You're the manager.
What should the store sell?

FRIDAY

Village play prompt:
Add your grocery store to other village sets. Who will shop for groceries today?

SAT/SUN

Play the groceries game together!

DAILY

Complete 2-3 activity book pages

Week 1

Unbox

Build vocabulary

- Your box has arrived! Unbox it together and have fun exploring each item in your box.
- Read the illustrated book and reader at bedtime, quiet time, or snack time.
- Find fun ways to use the vocabulary from the book and other activities in your box.



Week 2

Play

Gross motor games

- Sing and dance to the songs about the food groups in our YouTube playlist.
- Fill the produce baskets! Crumple up construction paper then toss it into baskets.
- Scatter your food play pieces. Run to get one at a time. Sort them by food group. Finish before the song ends!

Visit the YouTube playlist for songs.

Week 3

Explore

Sensory activities

- Create a sensory bin with your play pieces and dry beans.
- Make stamps. Cut fruits, vegetables then dip them into paint to make different shapes.
- Use vegetables and toothpicks (with the help of an adult) to make a potato person!

Visit the Pinterest board for details.

Week 4

Create

Dramatic Play


- Set up your own grocery store! Create a play area with the items in your box, printable pack, and your imagination.
- Craft the items you need to set up a grocery store.
- Make a register to scan and bag groceries.



Tag us in your Learning @holaamigobox and enter to win our Subscriber Sunday Giveaway!

MI MUNDO BILINGÜE
El supermercado - Grocery Store

Colorea un alimento cada día.
Color one food item each day
you learn and play with your box.





Thank you for respecting our hard work.
We hope you enjoy your activities!
Allison & Conchita



** This product is intended for personal use only. **

No part of this document may be distributed, posted on the internet, copied, edited, resold, or posted to any type of shared drive.

ALL contents of this document are under **copyright protection** including all text, graphics, content, and fonts.



info@holaamigobox.com

3000 SHELBY ST SUITE 5 INDIANAPOLIS, IN 46227

HolaAmigoBox.com

