

Printable activities to accompany your Mi Mundo Bilingüe box.



Continue having fun with el aeropuerto y los continentes!



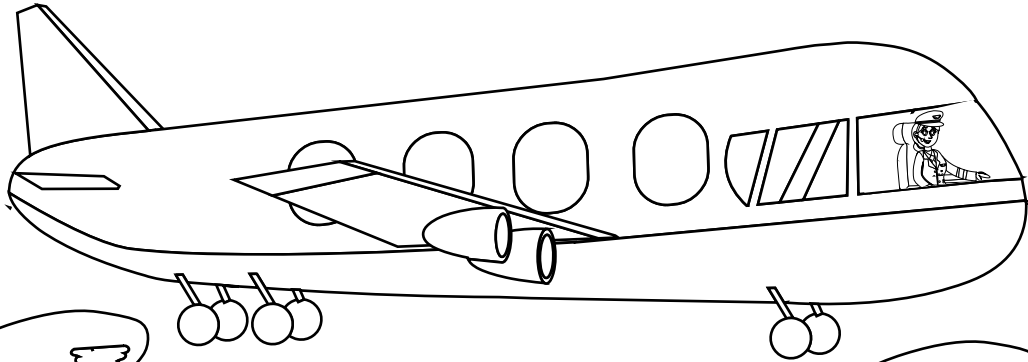
This packet is full of activities and ideas that will spark your child's curiosity and imagination. Don't forget to share pictures with us! We love to see you learn and play together.



- Professions coloring pages
- Dramatic play labels & ideas
- Math & literacy activities
- Interactive early reader
- Learning certificates
- Learn & Play calendar and tracker

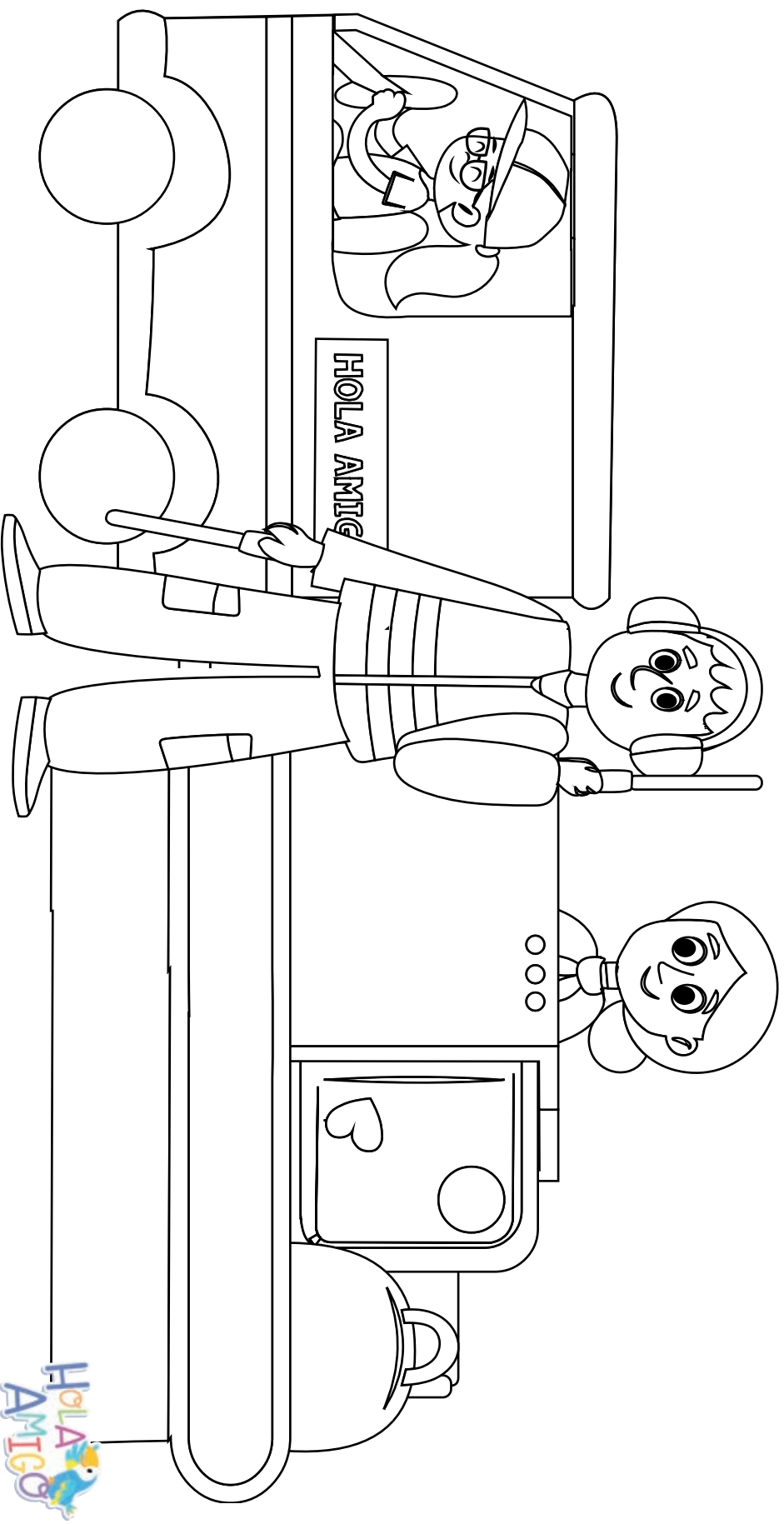
LOS PILOTOS

vuelan los aviones.



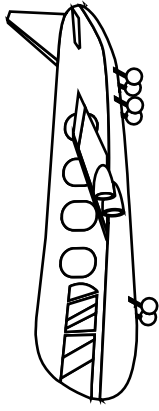
PILOTS
fly airplanes.

**LOS TRABAJADORES DEL AEROPUERTO
ayudan con el equipaje, los pasajeros y los aviones.**


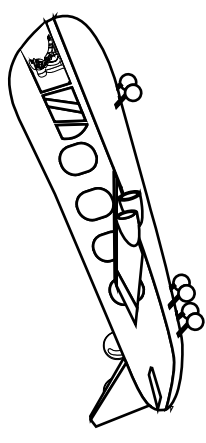


AIRPORT WORKERS
help with luggage, passengers, and planes.


EN MI MUNDO BILINGÜE HAY UN



IN MY BILINGUAL
WORLD THERE'S AN



Yo exploré el aeropuerto en
MI MUNDO BILINGÜE.



I explored the airport in
MY BILINGUAL WORLD.



D R A M A T I C P L A Y

Continue learning and using the items in your box in a whole new way!
Print the dramatic play labels and create your very own airport.
With your Mi Mundo box, a few items from your home, and some imagination, your little learner will become a world traveler and pilot in one day!



AIRPORT DRAMATIC PLAY MATERIALS

- Chairs: Use chairs or cushions to create seats for the passengers.
- Boxes: Turn a small box into a luggage scanner and a large box into an airplane.
- Trays: Put your suitcase on a tray before sending it through the scanner.
- Belts: Don't forget to buckle your seat belt before the plane takes off!
- Snacks: Create a snack cart for the passengers.
- Stamps: Stamp your passport everytime you play & travel.
- Printables: Print and cut out the signs & labels to create your airport play area.

VAMOS A VIAJAR. ¿A DÓNDE VAMOS?

Let's travel. Where do we go?



1

BOLETOS Y EQUIPAJE
tickets and luggage




2

EL CONTROL DE SEGURIDAD
security screening



3


LA SALA DE ABORDAR
boarding gate




4

ABORDAR EL AVIÓN
board the plane





MI FOTO/DIBUJO



NOMBRE

NAME

años
years old

EDAD

AGE

MY PHOTO/DRAWING

MI PAÍS

MY COUNTRY

HOLA MI GLOBO DE VIAJES

SELLOS

MI PASAPORTE



MY PASSPORT



AEROLÍNEA HOLA AMIGO



HOLA AMIGO AIRLINE

NOMBRE DE PASAJERO _____

PASSENGER NAME

ORIGEN **Mi Mundo Bilingüe**

DESTINO _____
DESTINATION

FECHA _____
DATE

1A
ASIENTO
SEAT

MMB-LOS
CONTINENTES

VUELO **HA123**
FLIGHT

1A
ASIENTO
SEAT

2023



AEROLÍNEA HOLA AMIGO



HOLA AMIGO AIRLINE

NOMBRE DE PASAJERO _____

PASSENGER NAME

ORIGEN **Mi Mundo Bilingüe**

DESTINO _____
DESTINATION

FECHA _____
DATE

1B
ASIENTO
SEAT

MMB-LOS
CONTINENTES

VUELO **HA123**
FLIGHT

1A
ASIENTO
SEAT

2023



AEROLÍNEA HOLA AMIGO



HOLA AMIGO AIRLINE

NOMBRE DE PASAJERO _____

PASSENGER NAME

ORIGEN **Mi Mundo Bilingüe**

DESTINO _____
DESTINATION

FECHA _____
DATE


ASIENTO
SEAT

MMB-LOS
CONTINENTES

VUELO **HA123**
FLIGHT

2023






EL MOSTRADOR DE FACTURACIÓN

CHECK-IN COUNTER

BANNERS



DOBLA HACIA ATRAS
FOLD BACK

R

T

O

A

I

R

P

O

U

I



**los pases
de abordar**
boarding pass



los pasaportes
passports




**las etiquetas
de equipaje**
baggage tags



**la escala
de equipaje**
luggage scale





LA SEGURIDAD

SECURITY



EL AEROPUERTO AIRPORT



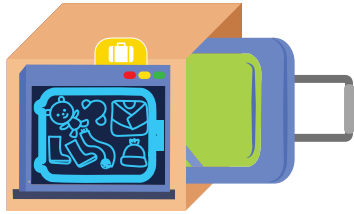
**EL AGENTE
DE SEGURIDAD**
security agent



EL AEROPUERTO AIRPORT



**LA AGENTE
DE SEGURIDAD**
security agent



EL ESCÁNER DE EQUIPAJE




BAGGAGE SCANNER




napkin

la servilleta



la botella
de agua

bottle of
water




las papas
fritas

fries



la manzana
apple



la hamburguesa

hamburger



el tenedor


fork



el refresco
soda






las naranjas
oranges



la pizza

pizza





LA SALA DE ABORDAR

BOARDING GATE



EL AEROPUERTO AIRPORT



**EL TRIPULANTE
DE AEROPUERTO**
AIRPORT CREW



EL AEROPUERTO AIRPORT



**LA TRIPULANTE
DE AEROPUERTO**
AIRPORT CREW



EL AEROPUERTO AIRPORT



**EL TRIPULANTE
DE CABINA**
CABIN CREW



EL AEROPUERTO AIRPORT

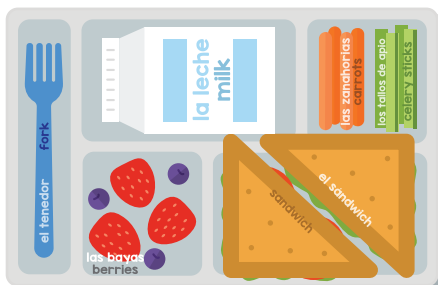


**LA TRIPULANTE
DE CABINA**
CABIN CREW



las maletas

luggage




las bandejas de comida

meal trays



LOS TRIPULANTES DEL AEROPUERTO PUEDEN... AIRPORT CREW CAN...



ayudar a los pasajeros registrarse y darles los pases de abordar.

help the passengers check-in and give them boarding passes.

pesar las maletas y subirlas al avión.

weigh the suitcases and put them on the plane.



escanear el equipaje y los ayudan a los pasajeros por seguridad.

scan the luggage and help passengers through security.

ayudar a los pasajeros a abordar.

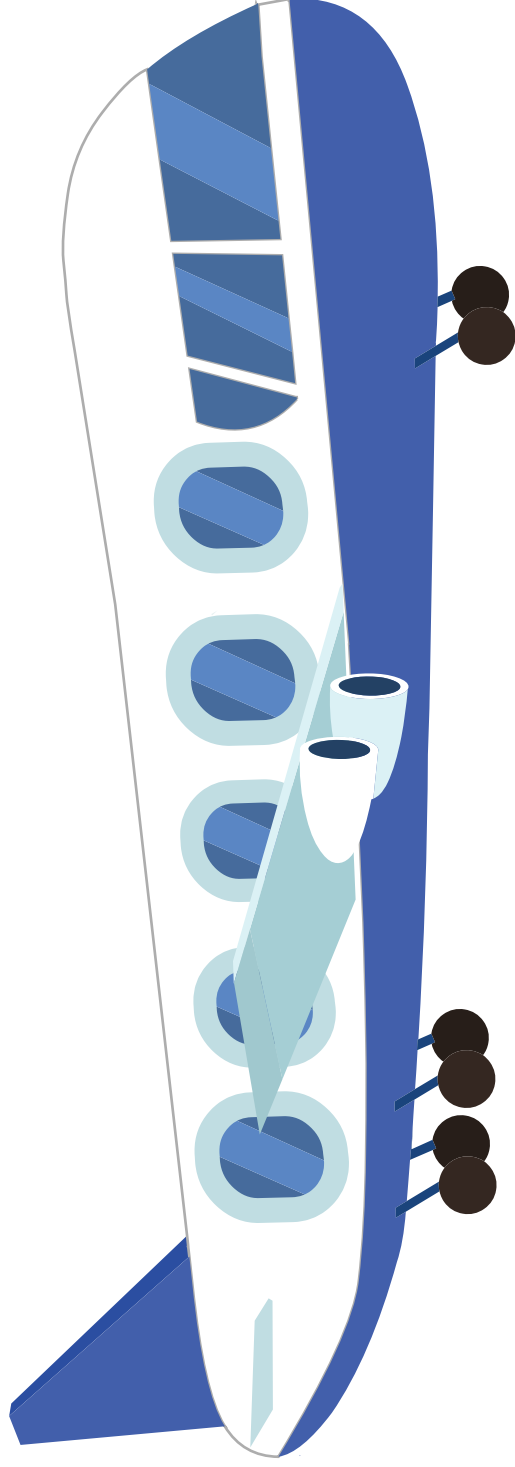
help the passengers board.



guiar el avión en la pista.

guide the airplane on the runway.





EL AVIÓN

AIRPLANE



control cabin


la cabina de control

LA DIADEMA DE PILOTO

PILOT HEADBAND

Pega los rectángulos juntos para formar una diadema.

Tape the rectangles together to form a headband.





LA PANTALLA DE ASIENTO

SEAT SCREEN

Pega con cinta en el respaldo del asiento de los pasajeros.

Tape to the back of the passenger's chairs.

EL RASTREADOR DE VUELO

VELOCIDAD

SPEED

542 MPH

millas por hora miles per hour

ALTURA

ALTITUDE

39210 FT

pies

feet



FLIGHT TRACKER

la pantalla

screen



SALIDAS

DEPARTURES

11:00

AFRICA

1:30

ASIA

5:00

EUROPA



SALIDAS

DEPARTURES



LLEGADAS

ARRIVALS

la ventana
window



Nombre

Name

Número de teléfono

Phone number



Nombre

Name

Número de teléfono

Phone number



Nombre

Name


Número de teléfono

Phone number



¿Qué hay dentro
de tu maleta?
Recórtala y dibuja
lo que empacarías
en el lado en blanco.

What's inside your
suitcase? Cut it out
and draw what you
would pack on the
back (the blank side).



la maleta

suitcase




la maleta

suitcase



el equipaje de mano


carry on luggage



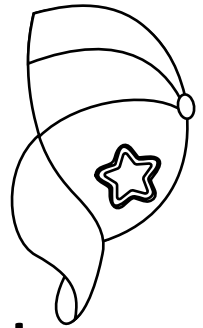
la camiseta
t-shirt



los shorts
shorts



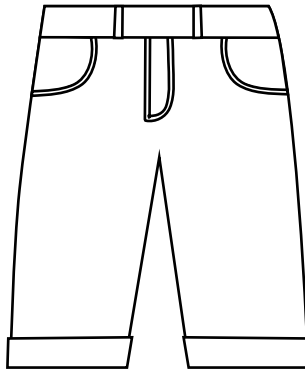
las sandalias
sandals




la gorra
hat



la chaqueta
jacket



el pantalón
pants



la bufanda
scarf



los mitones
mittens




el impermeable
raincoat



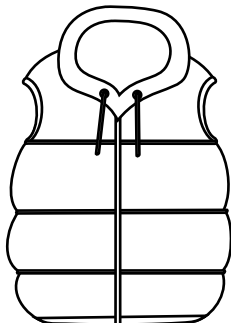
la sombrilla
umbrella




las botas
boots



el vestido
dress




el chaleco
vest




el suéter
sweater



el gorro
hat



los zapatos
shoes



Dibuja dos cosas que te llevarías a unas vacaciones en una isla.

Draw two things that you would take to an island vacation.



Dibuja dos cosas que te llevarías a unas vacaciones en una montaña nevada.

Draw two things that you would take to a snowy mountain vacation.


¿Adónde voy y qué voy a ver?

Where am I going and what will I see?



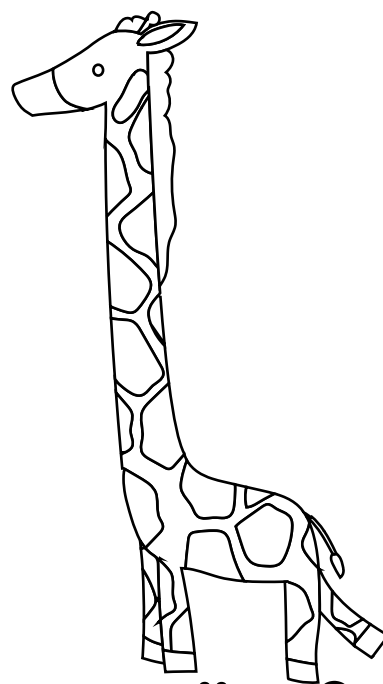
Este libro pertenece a

This book belongs to



Me voy a Sudamérica. Voy a ver perezosos.


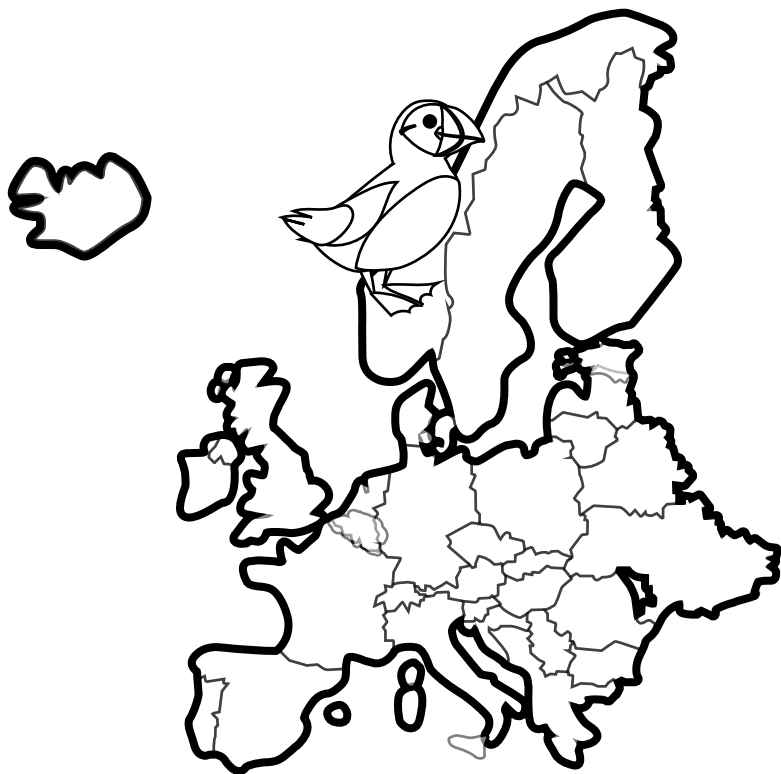
I'm going to South America. I'm going to see sloths.



Me voy a África. Voy a ver jirafas.

I'm going to Africa. I'm going to see giraffes.

3



Me voy a Europa. Voy a ver frailecillos.

I'm going to Europe. I'm going to see puffins.



4



Me voy a Asia. Voy a ver pandas.

I am going to Asia. I'm going to see pandas.

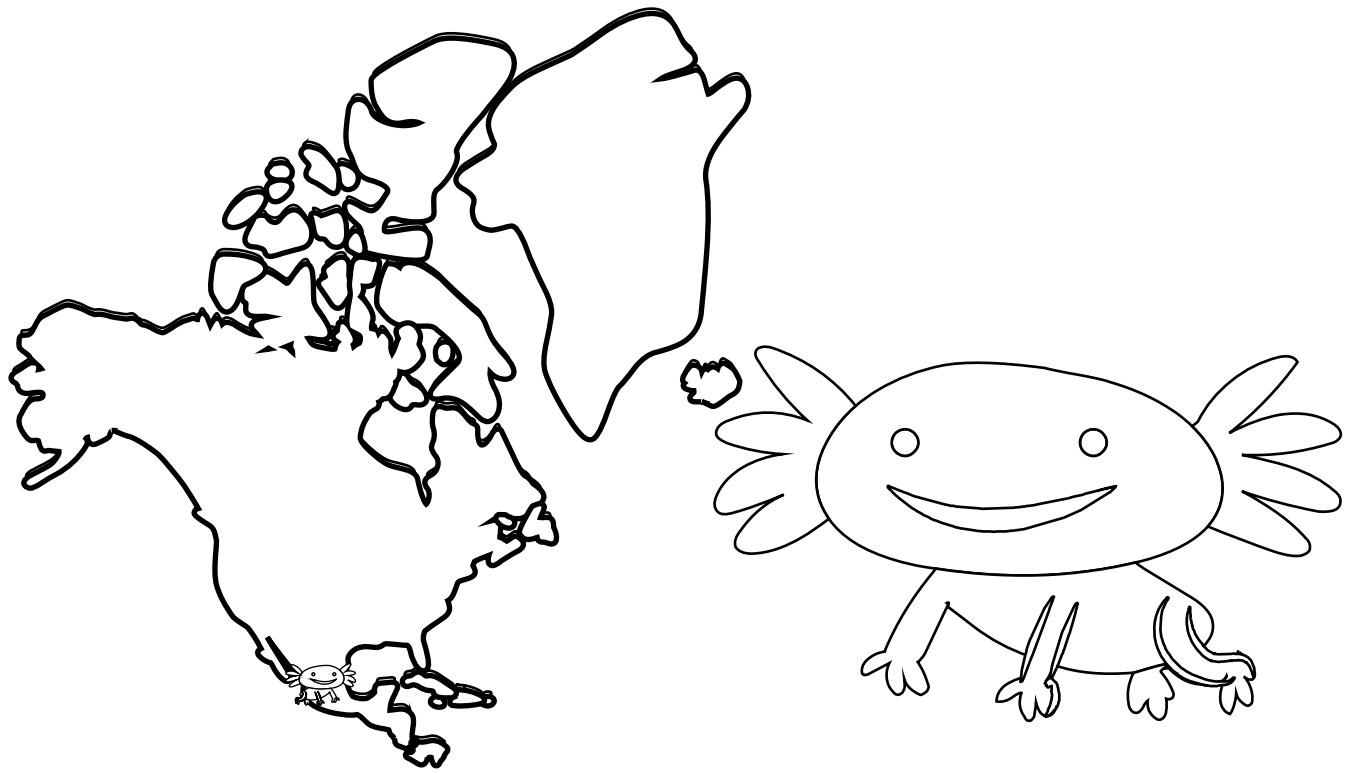
5



Me voy a Oceanía. Voy a ver canguros.

I'm going to Oceania. I'm going to see kangaroos.

6



**Me voy a Norteamérica.
Voy a ver ajolotes.**

7

I'm going to North America. I'm going to see axolotls.



¡Me voy a explorar las maravillas del mundo!


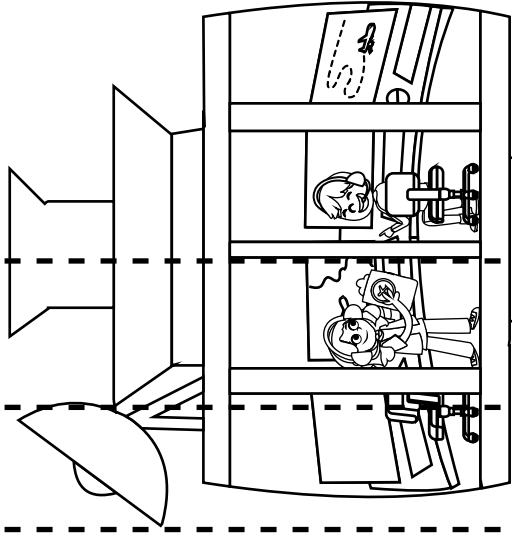
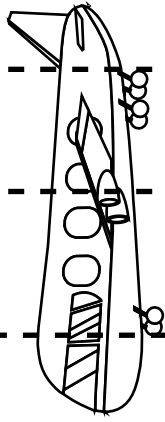
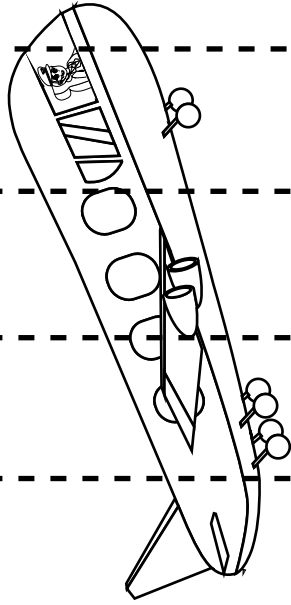
I'm going to explore the Wonders of the World!

8



Colorea, corta y construye.

Color, cut, and build.



Copyright © 2023 Hola Amigo, LLC. All rights reserved.

E L

A A

E I

R R

O O

P P


J R

E T

R


T

O



COLOREA Y RECORTA
COLOR & CUT

i Vamos al aeropuerto !



Copyright © 2023 Hola Amigo, LLC. All rights reserved.

Let's go to the airport!


ESCRIBE
WRITE

CONSTRUYE Y PEGA
BUILD & GLUE

A large rectangular area with four vertical dashed lines, intended for building and gluing the words from the sentence above.

COLOREA POR NÚMERO

COLOR BY NUMBER



1 blanco
white



3 gris
grey



5 azul
blue



2 anaranjado
orange



4 azul celeste
sky blue



6 amarillo
yellow

¡HOLA, AEROPUERTO!

Hello, Airport!



Scan the QR Code to find our Resource Page which includes activity videos and links to our Pinterest and YT Playlist!



DAILY

Complete 2-3 activity book pages

MONDAY

Village play prompt:

Welcome to the airport. Today you're a passenger.

TUESDAY

Village play prompt:

You're a ticket agent. Help the passengers check-in.

WEDNESDAY

Village play prompt:

You're part of the ground crew. Move the bags and get the plane ready to fly.

THURSDAY

Village play prompt:

All the passengers are on board. You're part of the cabin crew.

FRIDAY

Village play prompt:

The plane has landed. Help everyone get through customs and find their luggage.

SAT/SUN

Build the puzzle together. How many items can you name?

Week 1

unbox

build vocabulary

- Your box has arrived! Unbox it together and have fun exploring each item in your box.
- Read the illustrated book and reader at bedtime, quiet time, or snack time.
- Match your continent activity cards to the book and games.

Week 2

play

gross motor games

- Fly like an airplane! Play a song and spread your arms to fly around the room. To land, slow down and bend.
- Place the continent cards around the room. Fly to each card and pretend to explore a country in that continent.
- Make paper airplanes and throw them as far as you can.

Week 3

explore

sensory activities

[Visit our Pinterest board for ideas.](#)

- Create an airplane sensory bin.
- Pack a bag with different items. Have your child reach in the bag and guess what's inside. No peeking!
- Use sponges to paint puffy clouds for your dramatic play area.

Week 4

create

dramatic play

- Become a part of the airport crew! Create a play area with the items in your box, printable pack, and your imagination.
- Make items for your airport, airplane, and destinations.
- Watch the videos on our YouTube playlist to get more ideas to recreate in your airport.


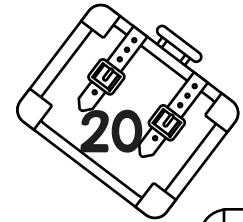




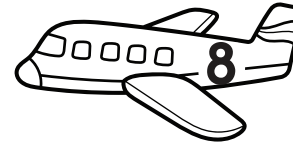

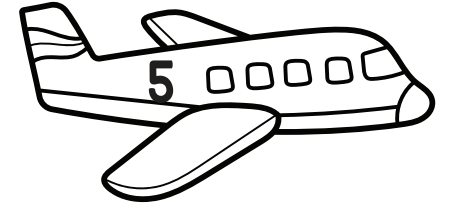




Tag us in your Learning @holoamigobox and enter to win our subscriber Sunday Giveaway!

MI MUNDO BILINGÜE

El aeropuerto - Airport

Colorea un avión o una maleta cada día
que aprendas y juegues con tu caja.
Color one animal in the aquarium each
day you learn and play with your box.







EN MI MUNDO BILINGÜE

¡puedo ser una pilota!

MI NOMBRE

NAME

IN MY BILINGUAL WORLD
I can be a pilot!





EN MI MUNDO BILINGÜE

¡puedo ser un piloto!

MI NOMBRE

NAME

IN MY BILINGUAL WORLD
I can be a pilot!

