

**EARLY ELEMENTARY**

**LEADER GUIDE**  
**SPRING 2024**



**GODS**  
**WORD**  
**FOR LIFE**  
**kids**

# GOD'S WORD



FOR LIFE

## LEGAL NOTICE

Thank you for ordering this digital license of God's Word for Life. This license authorizes you to use the material in your local church. One license should be purchased for each person who will be using this file. For classes that have rotating teachers, one license should be purchased for the total number of teachers in a given week. You may purchase additional licenses at [pentecostalpublishing.com](http://pentecostalpublishing.com). In accordance with U. S. and international copyright law, this material may not be shared beyond the local assembly without written permission from Pentecostal Publishing House.

## CONNECT WITH US ON SOCIAL MEDIA





EDITORIAL STAFF

Editor in Chief: Robin Johnston
Associate Editor in Chief:
Lee Ann Alexander
Curriculum Director: LJ Harry
Children's Editor: Chris Anderson
Early Elementary Editor: Mandi McKibben

DESIGN

Tim Cummings, Dennis Fiorini,
Savannah Sullivan

CONTRIBUTORS

Sara Axton, Robbie Crawford, Caleb Curry,
Shirley Engelhardt, JoDana Flowers,
Sarah Hill, Ali Holland, Sara Rowland,
Josh and Falon Shalapsik

Early Elementary Leader Guide

Manufactured in USA, March 2024, 6232411
www.pentecostalpublishing.com • All rights
reserved. • ©2024 Pentecostal Resources Group
36 Research Park Court, Weldon Spring,
MO 63304

Materials in this curriculum may only be copied
for use in the local classroom. Do not reproduce,
distribute, or transmit any other part of the God's
Word for Life curriculum in any form or by any means,
including photocopying, recording, or other electronic
or mechanical methods, without obtaining prior
documented approval from Pentecostal Resources
Group, a department of the United Pentecostal
Church International. To request permission, contact
customerservice@pentecostalpublishing.com.

Websites referenced in source citations are not
intended to imply an endorsement by Pentecostal
Resources Group (PRG), nor does PRG vouch for the
content of these sites. Teachers and leaders should
review the terms of service of any website before
using it in the class or other setting. Given the transient
nature of online publications, it is possible a web
address may no longer be active or may have been
altered since the print date of this publication.

All Scripture quotations are taken from the King James
Version unless otherwise noted.

All Scripture quotations marked (NKJV) are taken from
the New King James Version, ©1982 by Thomas Nelson.
All rights reserved.

All Scripture quotations marked (NLT) are taken from
the Holy Bible, New Living Translation, © 1996, 2004,
2015 by Tyndale House Foundation. All rights reserved.

EARLY ELEMENTARY LEADER GUIDE
SPRING 2024

Table of Contents

FAQs about God's Word for Life..... 2
A Look Ahead ..... 78
Easy Ordering Guide ..... 79

Series 1: Emmanuel—God with Us

03.03.2024 1.1 Jesus—the Lamb of God..... 6
03.10.2024 1.2 Workers in the Harvest ..... 14
03.17.2024 1.3 Jesus Shows His Glory ..... 22
03.24.2024 1.4 The Good Shepherd..... 30
03.31.2024 ES\* Jesus Died to Save Us ..... 38

Series 2: Jesus—Lord over All

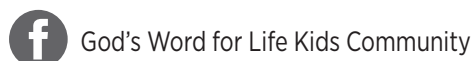
04.07.2024 2.1 Jesus' Majesty Revealed ..... 46
04.14.2024 2.2 Jesus Calms the Storm..... 54
04.21.2024 2.3 Zechariah's Prophecy Fulfilled..... 62
04.28.2024 2.4 The One on the Throne ..... 70

Series 3: The God of Elijah and Elisha

05.05.2024 3.1 God Provides for Elijah..... 80
05.12.2024 3.2 Elijah's God vs. Baal ..... 88
05.19.2024 3.3 Elisha Receives Elijah's Mantle..... 96
05.26.2024 3.4 God Heals Naaman..... 104

ES\* stands for Easter Sunday

CONNECT WITH US ON SOCIAL MEDIA



# FAQS ABOUT GOD'S WORD FOR LIFE

## Is there a Family devotional for Early Elementary students?

Family devotional activities are now included as part of the Early Elementary Devotional and Activity Pages. For each lesson, in addition to two pages of learning activities, this resource also includes two pages of daily devotions to be done at home as a family. Because each lesson now has four pages, this resource has increased to fifty-six pages. To promote discipleship in the home, send each student home with all four pages (two pages front and back) at the end of every lesson. Then encourage families to revisit the lesson throughout the week with these daily discussions.

## How should I use this curriculum for a smaller church or a smaller class size?

Every option and idea can be tailored by you to fit your specific resources and teaching methods. If you only have a few students, some ideas intended for larger groups should not be considered for your lesson plan. Other ideas, though, even if written for a larger group, can be creatively adapted for use in smaller class sizes.

To filter out excess activities, consider using the Easy Lesson Planner [DR](#) to develop an outline focusing only on the options you plan to use. If you feel overwhelmed by the amount of material in the Leader Guide, consider buying the digital version and then working from the Microsoft Word documents provided. This allows you to edit and delete activities to specifically meet your classroom's needs.

For Bible stories calling for multiple actors, consider using dolls or action figures to act out the story. Assign certain figures to students and let them help you tell the story. After the Bible lesson, let students retell the story using the figures.

## How should I use this curriculum if I have forty-five minutes or less to teach?

For teachers with shorter teaching times, here is an example of how to assemble an effective lesson plan.

- Be prepared. Do all prep work before class, including developing a lesson plan, allotting time to each section.
- *5 minutes:* Connect with students, get their attention, and go. Use an intro video, lesson-oriented discussion, or action song to engage students and to introduce the Truth about God (TAG). Have a helper take attendance and collect offering as a primary teacher engages students. This section should take no more than five minutes at the beginning of the teaching time.
- *10 minutes:* Once you have students' attention, immediately enter into an Opening Option. Choose one activity or meld the activities that will resonate with your students, but take only ten minutes or less. Your goal in this time is to further expound on the TAG while gaining momentum toward telling the Bible story.
- *15 minutes:* Keeping tight control of the discussion, use the Lesson Lead-In to transition to the Bible Lesson. Knowing you have limited time, these two parts of the lesson should be well rehearsed and take no longer than fifteen minutes.
- *12 minutes:* With the Bible story told, apply the lesson using an Application Option. Choose one activity or meld the activities. Your goal is to lead students into God's presence so they can evaluate how this Bible story should impact their lives moving forward.
- *3 minutes:* At the end of every teaching session, be intentional about helping students find time for personal reflection at an altar of prayer.

The Leader Guide intentionally provides a lot of options. You will not be able to do all the activities. Use the available possibilities to construct the best possible lesson with your students, resources, teaching methods, and teaching time in mind. To help you in this process, see the Easy Lesson Planner [DR](#).

## What is a whole-church curriculum?

God's Word for Life is a discipleship program intended to lead the entire church from toddlers to adults into God's presence and His Word for lifelong transformation. The adult, youth, and children's levels all start from the same biblical text but then have different age-appropriate applications. Daily devotionals for every age level equip the church to study Scripture daily.

If your entire church has not bought in to the God's Word for Life program, this Early Elementary curriculum can still be used on its own.

## LEGEND

<b>DR</b> Digital Resource in Resource Kit	<b>RK</b> Resource Kit
<b>LG</b> Leader Guide	<b>QL</b> Video Quick Links document
<b>MW</b> Memory Work	<b>TAG</b> Truth about God
	<b>TML</b> Truth for My Life

### How do I purchase and download my digital resources?

The Leader Guide can be purchased in print or digital versions separately for \$9.99, or together for \$12.99. The digital version comes with a PDF of the guide, as well as a Microsoft Word document for each lesson.

The Early Elementary Devotional and Activity Pages can be purchased in a print or digital version for \$5.49. The digital version comes with a PDF of the resource.

For the Resource Kit (\$29.99), the kit's digital material **DR** is included with your purchase of the print version. It includes access to videos, songs, lyrics, sound effects, and many more resources. If you are not accessing the digital materials provided with your Resource Kit, you are missing out on a ton of valuable materials.

After purchasing your materials, download your digital resources using one of the following options:

- *Option 1:* If you purchase online, download your digital resources immediately from the order confirmation screen.
- *Option 2:* An email is sent to the purchaser with a link to the purchased digital content. This email can be forwarded to any teachers who will be using the purchased materials.
- *Option 3:* Provide teachers with access (email and password) to the purchaser's account on the PPH website. On the website, go to "Your Account" and click the appropriate links in the Order History.
- *Option 4:* To access the Resource Kit's digital resources, in addition to the three options above, a download code is provided on the kit's cover sheet. To use this code, visit <https://pentecostalpublishing.com/downloads> and follow the instructions.

### How do I access the videos marked with a **QL** in the lesson?

In the lessons, a **QL** icon means a clickable hyperlink is provided in a Video Quick Links document for easy access. Please note that videos are not essential to the lessons but are provided as a fun way to interact with students. We understand some classrooms may not have the technology available to show videos. The Leader Guide provides plenty of content to teach a lesson without showing videos.

After purchasing a Resource Kit and then downloading the digital resources (see instructions above), one of the first files is the Video Quick Links PDF that is specific to the Early Elementary level. Simply open the Video Quick Links document, find the video referenced in the lesson, and click on the icon below the title. If you have internet access, your electronic device should take you to the appropriate web page.

Videos on **vimeo** are produced for God's Word for Life by Pentecostal Resources Group. If your classroom has internet access, Vimeo videos can be livestreamed without fear of commercial interference or uncomfortable video suggestions. Your purchase of the Resource Kit gives you rights to download this Vimeo material. If you prefer to download these videos:

1. Use the Video Quick Links document to go to the Vimeo page.
2. Select the title of the video you want to download.
3. An option to Download or Share the video should appear at the bottom of the screen.

When the Video Quick Links document sends you to websites other than Vimeo (e.g., YouTube, Pinterest), this material was not produced for God's Word for Life but could be fun or helpful in teaching the lesson. Given the transient nature of online publications, it is possible a web address may no longer be active or may have been altered since the print date of this publication. Teachers and leaders should review the terms of service of any website before using it.

# FAQS ABOUT GOD'S WORD FOR LIFE

## Does God's Word for Life have a Facebook group for teachers?

Yes, join our Facebook group:

### God's Word for Life Kids Community

Interact with editors and over 5,000 teachers across all levels. Get decorating ideas, post pictures of your class, and share what God is doing in your church.

Facebook: *God's Word for Life Kids Community*



## What are the series songs for this quarter?

- *Series 1*: "Down from His Glory" by PPH Kids Music
- *Series 2*: "At the Name" by UPCI Music
- *Series 3*: "Forever I AM" by PPH Kids Music

The Resource Kit provides an MP3 [DR](#), lyrics [DR](#), and a lyric video [QL](#) for these songs.

## What resources do I need to teach Early Elementary level?

- *Leader Guide (LG)*: This 112-page guide provides the lesson content for leaders and teachers to present in Sunday school, home school, or any teaching environment. The LG is available in both print and digital formats.
- *Devotional and Activity Pages*: For each lesson, every student needs an activity page. Each lesson's two pages of activities can be done during class time or at home. In addition, each lesson has a two-page *God's Word for Families* devotional to send home with students. The Early Elementary Devotional and Activity Pages are available in both print and digital formats.
- *Resource Kit (RK)*: This packet provides essential supplements to make the lesson come alive. Some lessons require materials only found in the Resource Kit. It is also available in both print and digital formats.

## How do I know which level of God's Word for Life to use for my students?

For children, God's Word for Life is broken down into five levels: Little Learners, Kindergarten, Early Elementary, Late Elementary, and MOVE! kids' church. While a recommended age is provided, each level is distinguished by the style of teaching. For children ages 5-12, the relevant levels include the following:

- **Kindergarten** is for children currently in preschool or kindergarten. These children have been introduced to a classroom setting, but they still require large amounts of playtime. This level's content is a mix of being student- and teacher-driven.
- **Early Elementary** is for children who have entered elementary school. Because these students' thinking skills are still largely concrete and literal, the Truth for My Life applications focus on the here and now, with some introduction to abstract thinking. The content is teacher-driven, with a focus on hands-on activities, games, and object lessons.
- **Late Elementary** is for older elementary students who will eventually be transitioning into youth level. As children mature, they develop the ability to think abstractly and comprehend deeper meanings. In this level, the content is teacher-driven, with a focus on discussion and hands-on application.
- **MOVE!** is written for classes containing a wide range of ages from 5-12. If your church places all children in one classroom or gymnasium, small or large, MOVE! is designed for you.

If your students are younger (grades 1-3), but they do not seem challenged by the material being covered in Early Elementary and are able to grasp deeper concepts, consider switching to Late Elementary. If your students are older (grades 4-6), but they do not seem to be grasping the deeper concepts of the Late Elementary material, consider switching to Early Elementary. If you have a wide range of ages, consider the MOVE! kids' church curriculum.

## Does God’s Word for Life have classroom décor ideas?

Yes. This quarter provides ideas for a Train Depot theme. Look for a digital document in the Resource Kit called “Classroom Decor Ideas” **DR**. It provides ideas to decorate your classroom.

- On Facebook, search for and share your decorating ideas in our group: **God’s Word for Life Kids Community**.
- On Pinterest, go to [www.pinterest.com/GodsWordforLife](http://www.pinterest.com/GodsWordforLife) to find a page pinned with ideas, snacks, and activities to turn your classroom into a train depot.

Please note: If you decorate, look for creative ways to tie the theme to the lesson content. Because not all teachers decorate, decor ideas are not mentioned in the Leader Guide. At the end of the “Classroom Decor Ideas” **DR** document are suggestions to tie the theme to each lesson.

Every teaching situation is different. While some teaching teams entirely transform their classroom or teaching wing with each quarterly theme, others can only decorate a few bulletin boards, and others need decor that can be put up and taken back down each week. Every teacher has a different style, budget, and need. This curriculum is adaptable for every situation.

## What does God’s Word for Life do to help teachers with students who have special needs?

In conjunction with ABLE Ministry, the digital resources of the Resource Kit for the Kindergarten, Early Elementary, Late Elementary, and MOVE! kids’ church levels provide a special needs supplement to the Leader Guide (LG). Teachers can use this document alongside the LG.

In addition, the digital resources of the Resource Kit provide a Spiritual IEP **DR** that has been developed by ABLE Ministry. By working with parents and caregivers to fill out this informational form, teachers can better understand some challenges their students face. This information helps ensure each child receives an appropriate amount of assistance and that the correct accommodations are in place in your classroom.

If you have questions regarding a specific disability or teaching challenge, join the ABLE Ministry UPCI Facebook page to network with Apostolic parents and teachers who specialize in ministering to children with special needs.



ABLE Ministry  
on Facebook



## What is Junior Bible Quizzing?

God’s Word for Life is pleased to partner with UPCI Children’s Ministries to present Junior Bible Quizzing options. The area of study for 2023–24 is the Book of Acts. The Resource Kit’s digital resources provides you with three JBQ documents:

- JBQ Games: This document provides Bible-quizzing game ideas to play with students.
- JBQ Quizzes: This document provides questions to ask during the games. Quiz 1 corresponds with the first set of verses. The content and format of these questions is provided by Terry Marshall, the JBQ Director.
- JBQ Verses: Select and print the JBQ Verses **DR** you want your students to study. Once you feel they have mastered the assigned verses, send home a new set of JBQ Verses.

For more information on Junior Bible Quizzing, visit the website: [www.najbq.com](http://www.najbq.com).

## What does **DR** mean in the lesson?

A **DR** icon means this item is provided as a digital resource in the Resource Kit. To access this material, a Resource Kit must be purchased separately from the Leader Guide, and then the digital resources must be downloaded. The downloads come as zipped files that require a computer. (Smartphones [and some tablets] cannot open zipped folders without specialized apps.) To download the **DR** material, follow the instructions above.

The digital resources **DR** include a variety of tools to help bring your lesson to life.

# 11

## JESUS—THE LAMB OF GOD

*John 1:1, 14, 29–34*

### SERIES AIM

To study passages in John that reveal the purpose behind God's presence.

### SERIES MEMORY VERSE

#### John 1:12

“But as many as received him, to them gave he power to become the sons of God, even to them that believe on his name.”

### BIBLE LESSON VERSE

#### John 1:29

“The next day John seeth Jesus coming unto him, and saith, Behold the Lamb of God, which taketh away the sin of the world.”



#### TRUTH ABOUT GOD

Jesus is the Lamb of God who came to save us from sin.

#### TRUTH FOR MY LIFE

I will follow Jesus because He is God.

## TEACHER DEVOTIONAL

*Read John 1:1, 14, and 29–34. Prayerfully consider what these verses say:*

### ABOUT GOD

As a shadow of things to come, Jewish families in Exodus 12 marked their doorposts with the blood of a sacrificial lamb to spare them from God's judgment on Egypt. In John 1:33, John the Baptist revealed he was sent by God to baptize until the Messiah was revealed. When John saw the Spirit descend like a dove during Jesus' baptism, John knew the Lamb of God had arrived who would soon take away the sin of the world.

### TO YOU AS A TEACHER

Recent scientific research has revealed that a lamb's blood has the power to overcome the venom of a rattlesnake's bite. Jesus, as God revealed in flesh, provided His sinless blood to save us from the deadly bite of sin. Thank God for the blood.

### TO YOUR STUDENTS

Children are never too young to feel God's presence. While we may not be able to “see” God, through His presence He lets us know He cares for us and is ever present. As God in the flesh, Jesus was once the age of your students. Encourage them to know God and to understand how much He cares for them. Then let His Holy Spirit prove His love. When they feel His presence, let them know He is calling them to trust and follow Him.

Looking to decorate your classroom with Train Depot ideas? See the Classroom Decor Ideas **DR** provided in your digital resources.



## SUPPLIES

### EXCITE AND ENGAGE

#### Connect

- Live lamb, stuffed lamb, or Lamb visual **DR**
- Attendance poster **RKDR**, purchased stickers, Series 1 MW poster **RKDR**, New Birth poster **RKDR**

#### Video Introduction

- “Josh the Baptist” **QL**
- “Sheep and Goats Can Be Super Funny, See for Yourself!” **QL**
- “Sheep Kids Videos, Baby Lamb Videos, Little Sheep, Lambs” **QL**

#### Opener

- Items made of wool (e.g., socks, yarn, coats, blankets, scarves, hats), bags or boxes
- Sheep Shearing video **QL**

#### Opening Option 1

- *Per student:* Straw, cotton ball

#### Opening Option 2

- *Per team:* Bowl of cotton balls, second bowl, clothespin

### RELATE AND RECEIVE

#### Lesson Lead-In

- John the Baptist costume, puppet, or doll (with furry coat and items for locusts and honey)
- John the disciple costume, puppet, or doll (with biblical robe, pen, and paper)
- Bibles

#### Bible Lesson

- Johns from Lesson Lead-In (actors, puppets, or dolls)
- Play microphone, “Interview with the Johns” script **DR**

### APPLY AND ACT

- Roll of red table covering or cloth, celebrity pictures

#### Application Option 1

- I Spy Names **RKDR**, items to represent Jesus (e.g., pictures of Jesus, stuffed lambs, and so on)

#### Application Option 2

- “Breaking News Desk” by WFSB 3 **QL**, Breaking News Graphic **QL**

#### Prayer and Response

- *Per student:* Early Elementary Devotional and Activity Page

## EXCITE AND ENGAGE

### Connect

#### Preparation

- Purchase stickers to use throughout the quarter to take attendance.
- For an extra-memorable teaching moment, ask a local sheep farmer to bring in a lamb (with pastoral approval, of course).
  - » Give students a few moments to interact with the animal before, during, or after class.
  - » *Say:* In today’s Bible story, we will learn that Jesus was called the Lamb of God.
- If a live lamb is not feasible, locate a stuffed lamb or print the Lamb visual **DR**.

#### Instruction

- As students arrive, take attendance and collect offering.
- Introduce John 1:12 from the Series 1 MW poster **RKDR**.
- Show the lamb or Lamb visual **DR**.
  - » *Say:* Jesus is the Lamb of God.
  - » Introduce the Truth about God (TAG): “Jesus is the Lamb of God who came to save us from sin.”

*Application:* Jesus came to earth as a baby, soft and gentle like a baby lamb. Jesus is the Lamb of God. He came to save us from our sins.

### Video Introduction

- When it is time to get students’ attention, play the short video “Josh the Baptist” **QL** provided with the curriculum.
- To get students thinking about lambs, show a few minutes of “Sheep and Goats Can Be Super Funny, See for Yourself!” by Tiger Productions **QL**. Since the video is ten minutes long, stop the video after a few minutes and offer to finish it if there is time at the end of class.
- For a shorter video, show “Sheep Kids Videos, Baby Lamb Videos, Little Sheep, Lambs” by Farm Animals **QL**.

If you are not accessing your digital resources, you are missing out. To learn how to download the digital resources **DR**, see page 3.

*Truth about God: Jesus is the Lamb of God who came to save us from sin.*

## Opener: Can't Pull the Wool over My Eyes

### Preparation

- Collect different items made of wool, such as socks, yarn, coats, blankets, scarves, and hats.
  - » Put each item in a separate bag or box where it can be felt without being seen.

### Instruction

- Let students feel each item and try to guess what it is.
  - » Discuss the different textures.
- *Ask:* Do you like the feel of wool?
- Show the Sheep Shearing video [QL](#) as you explain how wool is made from the hair cut from sheep.

*Application:* In the Bible are many names for Jesus. One we hear often is the Lamb of God. Jesus was called the Lamb of God by a man named John the Baptist. A lamb is gentle, pure, and innocent, which sounds a lot like Jesus.

For additional Opening Options that use different teaching styles, see page 11:

- Option 1: Lamb Line-up
- Option 2: Shear Speed

## RELATE AND RECEIVE

### Bible Lesson Verse

“The next day John seeth Jesus coming unto him, and saith, Behold the Lamb of God, which taketh away the sin of the world” (John 1:29).

Ready to network with Apostolic teachers from around the world? Join the God's Word for Life Kids Community on Facebook. For more info, see page 4.

### Lesson Lead-In

#### Preparation

- To introduce the two Johns covered in the Bible lesson, determine how you will present them.
  - » If using actors, prepare costumes.
  - » If using puppets or speaking through dolls or action figures, dress them accordingly.
- John the Baptist should have a furry coat and something to represent locusts and honey.
- John the disciple should wear a biblical robe and have a pen and paper.

#### Instruction

- *Say:* Today's Bible story is about two men who were both named John.
- Introduce the John the disciple actor, puppet, or doll.
  - » *Say:* This John was one of Jesus' first disciples. He was a fisherman who followed Jesus for over three years. This John wrote the Book of John in the New Testament. Today's Bible story is from John 1.
  - » As John shows his pen and paper, ask students to open their Bibles to John 1.
- Introduce the John the Baptist actor, puppet, or doll.
  - » *Say:* This John was a preacher known as John the Baptist. He was a rugged outdoorsman who lived in the wilderness. People walked for miles just to hear John preach and to be baptized.

*Application:* In today's Bible lesson, we will learn that both Johns had a lot to say about Jesus.

### Bible Lesson: Jesus—the Lamb of God (John 1:1, 14, 29–34)

#### Preparation

- Continue using the Johns from Lesson Lead-In.
  - » If using actors or puppets, print and practice the “Interview with the Johns” script [DR](#).
  - » If speaking through dolls or action figures, practice the script so the story flows.
- You or an adult helper can use a play microphone to interview.

*Truth for My Life: I will follow Jesus because He is God.**Instruction*

INTERVIEWER: Hello! I have two friends with me today: John the disciple and John the Baptist. We will interview them about their stories. The Gospel according to John is a book in the New Testament. Which one of you wrote that book?

JOHN THE DISCIPLE: That would be me. In John 1:1, I started by saying, “In the beginning was the Word, and the Word was with God, and the Word was God.” Understand? . . . At the beginning of time, God had a plan. In that plan He planned to become that plan. Understand? . . . No? Perhaps we should read more. . . . In John 1:14, I wrote, “And the Word was made flesh, and dwelt among us.” Understand yet?

INTERVIEWER: Hmm. Let’s try to figure this out. *As the interviewer helps students make sense of the passage, John the disciple should affirm the interviewer.*

- “In the beginning was the Word.” *The Word* is God’s plan to save us. This means from the beginning of time, God had a plan to save us.
- “And the Word was with God.” So God’s plan has always been right there with God.
- “And the Word was God.” Hmm. How can God’s Word (God’s plan) actually be God?

JOHN THE DISCIPLE: Like I said, God’s plan was for Him to become the plan. He had to do it Himself. No one else could make His plan work. That’s why the Word, God’s plan, was made flesh and came to dwell among us.

INTERVIEWER: You’re saying Jesus was God’s plan—God in the flesh. God became human because it was the only way we could be saved and live with Him forever one day. When Jesus was born, God was living with us as the Messiah. *John agrees.*

JOHN THE DISCIPLE: Jesus was also called Emmanuel, which means “God with us.” When you call on Jesus, you call on the name of God.

INTERVIEWER: *Turn to John the Baptist.* So, John the Baptist, in John 1, John the disciple actually described your ministry. He said you lived and preached out in the wilderness. Is that true?

JOHN THE BAPTIST: Oh, yes. Matthew and Mark talked about my camel-hair outfits and how I ate locusts dipped in wild honey. John the disciple just told you about people coming out to hear me preach. I didn’t mind if people thought I was strange. I was on a mission—to point people to the Messiah.

I didn’t know who the Messiah was. Early in my ministry, when God sent me out to baptize people in water for repentance, God said I would see the Holy Spirit descend upon someone I baptized. This sign would show me who the Messiah was.

So I was out doing my thing, telling people the Messiah was coming, preaching repentance, and baptizing people. Then my cousin Jesus came to me to be baptized. I knew He was special, but then when He came out the water, I saw it—the sign I was looking for. The Holy Spirit came down out of Heaven like a dove and rested upon Him. That’s when I knew.

The next day when I saw Jesus, I pointed Him out and said, “Look, it’s the Lamb of God, who takes away the sin of the world. This is the Messiah. Follow Him instead of me.”

JOHN THE DISCIPLE: On that day, many of John the Baptist’s followers started to follow Jesus—the Lamb of God. He was Emmanuel, God with us, the Messiah, the Word made flesh.

JOHN THE BAPTIST: Sure, I did things a bit differently, but I had one job. My job was to point to the Lamb of God and tell people when I found Him. That day I knew who He was, so I told everyone.

INTERVIEWER: You both did well. Because of you, we know who Jesus is today. Thank you so much, John and John, for coming and sharing your stories with us.

Due to the awkward wording used by John in John 1:35–37, some believe John the disciple was actually a follower of John the Baptist, but the text does not state this specifically; it can only be inferred.

*Truth about God: Jesus is the Lamb of God who came to save us from sin.*

### Review Questions

- Who were the two Johns we heard from today? *John the disciple, John the Baptist*
- Which one wrote the Book of John in the Bible? *John the disciple*
- Who was John the Baptist telling people to look for? *The Messiah*
- How did John the Baptist know Jesus was the Messiah? *When John baptized Jesus, the Holy Spirit descended from Heaven like a dove.*
- Once John the Baptist recognized Jesus as the Messiah, what did he call Jesus? *The Lamb of God who takes away the sin of the world.*

Did you know the Leader Guide comes with a Special Needs supplement? For more information, see page 5.

## APPLY AND ACT

### Roll Out the Red Carpet

#### Preparation

- Use a red table covering or cloth for a “red carpet.” Keep it rolled up until it is time for this activity.
- Search online for pictures of famous people or popular characters your students will recognize. These may be superheroes, sports stars, singers, or even social media influencers and YouTubers. Print out full-page pictures of them.

#### Instruction

- *Ask:* In today’s world, why do people “follow” other people?
  - » Discuss different methods people use to follow others, such as friending them on Facebook, subscribing to their YouTube page, binging on all their media, and so on.
  - » *Say:* When we follow someone, we don’t want to miss anything that person does or says.
- Roll out the “red carpet.”
  - » One at a time, have students hold a picture in front of their face and walk down the red carpet.
  - » For each celebrity or character, discuss the great lengths people go to in order to follow that person.
- *Say:* Today all sorts of celebrities and sports stars draw huge crowds.
- *Say:* John the Baptist had followers too. People wanted to be there for everything he did and said.
- *Say:* When Jesus showed up, however, John told them to stop following him and start following Jesus. Why? Because Jesus was the Lamb of God who came to save us.

*Application:* It may be fun to follow celebrities and sports stars, but remember, they cannot save you, and they certainly cannot take away your sins. Let’s be like John the Baptist; let’s know Jesus. Jesus is the Lamb of God, so we must follow Him and get everyone we know to follow Him with us.

For additional Application Options that use different teaching styles, see page 11:

- Option 1: I Spy Jesus
- Option 2: Live at 5

### Prayer and Response

#### Instruction

- Prayer points include:
  - » Thank Jesus for taking away our sin.
  - » Pray for a heart to always follow God, even if it makes us different.
  - » Pray for a chance to tell others to follow God with us.
- Send each student home with an Early Elementary Devotional and Activity Page.

*Application:* This week, let’s look for creative ways to follow Jesus.

## OPENING OPTION 1

### Lamb Line-up

#### Instruction

- Line up students along a table.
  - » Provide each student with a straw and a cotton ball.
- Say: The cotton ball is your lamb.
  - » Say: Use your straw to blow your cotton-ball lamb across the table until it falls off.
  - » Say: The first one to get your lamb off the table wins.

**Application:** In the Old Testament, people would take a perfect, spotless lamb to the Temple as a sacrifice to atone for (take away) their sins. Once Jesus came, He became the sacrifice for sins. In today's Bible story, we will learn about when a man named John the Baptist recognized Jesus as the Lamb of God who takes away everyone's sins.

## OPENING OPTION 2

### Shear Speed

#### Preparation

- For each team, place a large cluster of cotton balls in a bowl, separating them so they don't stick together.
- Each team also needs a second bowl of the same size.

#### Instruction

- Discuss what students know about lambs.
  - » Explain what it means to shear a lamb or sheep. Relate it to the cotton balls.
- Form teams. Give each team an empty bowl and a clothespin.
  - » Place a bowl of cotton balls for each team on the opposite side of the room.
- Have teams race to "shear the sheep."
  - » On go, one student from each team crosses the room, pinches a cotton ball with the clothespin, carries it back and drops it into the team's empty bowl, and then hands the clothespin to the next teammate.
- Play for ninety seconds.
- When time is up, count the cotton each team was able to "shear." The team with the most cotton wins.

**Application:** In today's Bible story, Jesus is called the Lamb of God. He was never sheared like a sheep is, but He became the sacrifice so we could be forgiven of our sin.

## APPLICATION OPTION 1

### I Spy Jesus

#### Preparation

- Cut apart the I Spy Names **RKDR**. Mount or hide them around the room.
- Also in the room, scatter pictures of Jesus, stuffed lambs, and other items that could represent Him.

#### Instruction

- Say: As John preached in the wilderness, he was always playing I Spy. Let's look around the room trying to spy things John was looking for. When you see something, raise your hand.
  - » If students have trouble figuring out what to do, use clues to direct them to the name of JESUS.
- As I Spy Names are discovered, discuss what they meant, both to John and to us.
- Encourage students to find other things that could represent Jesus, such as Bibles, stuffed lambs, pictures, and so on.

**Application:** John the Baptist was always on the lookout for the Messiah. Once John saw the sign of the dove, he told everyone to follow Jesus. Even before he met Jesus, John gave his whole life to following Jesus. Like John, we should follow Jesus because He is God.

## APPLICATION OPTION 2

### Live at 5

#### Instruction

- Explain what a "breaking news report" is.
- Consider showing an example, such as "Breaking News Desk" by WFSB 3 **QL**.
- Form small groups.
  - » Allow a few minutes for groups to find creative ways to break the news that John the Baptist found Jesus. They can include cameramen and news anchors.
- Use the Breaking News graphic **QL** to introduce each performance.

**Application:** Even before he met Jesus, John the Baptist gave his whole life to following Jesus. Imagine looking for something your whole life and then finally finding it. That's a big deal. You would tell everyone. That's why he proclaimed, "Behold, the Lamb of God," telling his followers to follow Jesus instead of himself. We follow Jesus for the same reason John did. Jesus was and is God.

*Truth about God: Jesus is the Lamb of God who came to save us from sin.*

## WORSHIP

**Supplies:** Video Quick Links document **DR**

### Instruction

- Create motions for a few of the main lines in the song “My Jesus” by Anne Wilson **QL**.
  - » Invite students to stand and do the motions as the music plays.
- **Series Song:** “Down from His Glory” by PPH Kids Music **QL**
- “John 1:1-14—the Word” by Seeds Family Worship (purchase for group use) **QL**
- “In the Beginning (John 1:1-5)” by Dave and Jess Ray **QL**
- “Lion and the Lamb” by Indiana Bible College **QL**
- “All about the Lamb” by Apostolic Kidz Collective **QL**
- “Mighty God” by James Wilson **QL**

**Application:** Once John the Baptist realized who Jesus was, he told everyone. Once you know what Jesus can do, you want to tell everyone, just like John the Baptist did.

## SNACK OPTION

### Locusts and Honey

**Supplies:** Biscuits, honey, Keebler grasshopper cookies, plates, napkins, drinks, cups

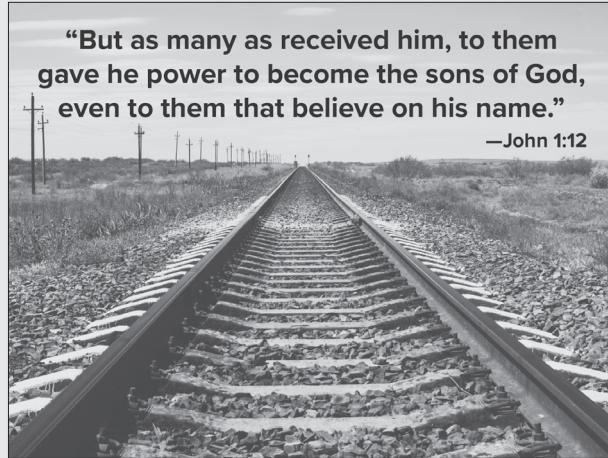
### Preparation

- Make or purchase biscuits.

### Instruction

- **Ask:** Why do you think Matthew and Mark mentioned John’s strange diet of locusts and wild honey in their Gospels? Do you think Luke and John intentionally didn’t talk about it?  
*There is no right answer.*
- **Ask:** Could you live on John the Baptist’s diet?
  - » Discuss how the honey was probably used to sweeten the crunch of the locusts.
- Pass out snack.

**Application:** People may have thought John was a little strange, but he was on a mission to point to and recognize the Messiah—the Lamb of God. John didn’t want people to miss their opportunity to follow after God’s plan.



**“But as many as received him, to them gave he power to become the sons of God, even to them that believe on his name.”**

—John 1:12

## MEMORY WORK

**Series 1 Memory Verse:** John 1:12

**Supplies:** Series 1 MW poster **RKDR**, pen, paper, bowl

### Instruction

- Introduce John 1:12 using the Series 1 MW poster **RKDR**.
- Let students give ideas for funny voices to use, such as a frog, a baby, or a robot.
  - » Write them down on slips of paper and place them in a bowl.
- Draw out a way to say the verse, and read the verse together in that voice. Continue until all papers are used.


**Application:** John the Baptist and John the disciple both believed Jesus was the Lamb of God. John 1:12 tells us that *anyone* who believes on God will become a child of God.

## VIDEO REVIEW

- To review the Bible lesson, show one of the following videos:
  - » “The Baptism of Jesus” by Saddleback Kids **QL**.
  - » “55 John Baptizes Jesus” by Care Bear’s Bible Stories for Kids **QL**.
  - » **Advanced students:** “A Reading of John 1:1-18 | The Prologue” by Steve Thomason **QL**
  - » **Advanced students:** “John 1—the Word becomes Flesh” by BibleProject **QL**

*Truth for My Life: I will follow Jesus because He is God.*

## JBQ OPTION



### Preparation

- Select one of the JBQ Games **DR**. Some games require additional props.
- Locate the JBQ Quiz(zes) **DR** that correspond with the current set(s) of verses being studied.

### Instruction

- Distribute the current set of JBQ Verses **DR** to new students.
- Play the prepared game with students.
- If students have mastered the verses, send home a new set of JBQ Verses **DR**. Otherwise let them study the same set of verses again for next week.

## GAME OPTION

### Lamb Herders

**Supplies per team:** Large hula-hoop, broom, round white balloons

### Preparation

- Inflate round white balloons to be lambs.

### Instruction

- Scatter the balloons around the room. On one side of the room, space out the hula-hoops on the floor.
- Form teams. Line them up opposite the hula-hoops.
  - » Assign each team to a hula-hoop.
  - » Give each team a broom “shepherd’s staff.”
- **Say:** The hula-hoop is your sheepfold. Your goal is to use your shepherd’s staff to get the “sheep” into your sheepfold. Only herd one sheep at a time. Then hand the shepherd’s staff to the next teammate.
- The team who herds the most sheep into their sheepfold wins.
- **Ask:** Did it feel like your “sheep” weren’t listening sometimes? Was that frustrating?

**Application:** Part of following Jesus is allowing Him to lead us where we need to go. We must trust Him to lead and guide us and follow His direction.

## CRAFT OPTION



### Textured Lamb of God

**Supplies:** Lamb of God sign **DR**, cotton balls, glue, markers, Bibles

### Instruction

- For each student, print a Lamb of God sign **DR**.
- Let students glue cotton balls to the word LAMB.
- Have students look up John 1:29 in their Bibles and write it on their papers.
  - » “The next day John seeth Jesus coming unto him, and saith, Behold the Lamb of God, which taketh away the sin of the world” (John 1:29).

**Application:** John called Jesus the Lamb of God because He was and is the only one able to take away our sin. John had finally found the Messiah. John told his followers to follow Jesus instead of himself.

## BIBLE SKILLS OPTION

### I Corinthians 13

**Supplies:** I Corinthians 13 poster #1 (verses 1–3) **RKDR**

### Preparation

- Decide if you wish to teach I Corinthians using the King James Version or the New Living Translation.
- Mount the I Corinthians 13 poster #1 **RKDR**, showing the chosen side (KJV or NLT).

### Instruction

- Discuss how I Corinthians 13 will be the Bible skills focus throughout the quarter.
  - » **Say:** We will study the passage in four sections. Verses 1–3 make up the first section.
- Using the first poster, read I Corinthians 13:1–3 together.
  - » Discuss the importance of doing everything in our lives with love.

**Application:** The apostle Paul wrote this epistle (letter) of I Corinthians to a church he had planted in the city of Corinth. Paul wanted the church members to imitate the love of Jesus by loving and serving one another. God loved us so much that He came to us in flesh as Jesus, the Lamb of God sent to save us from our sins.