

SPL435



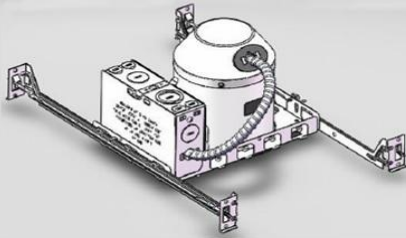
Catalog Number:

Project Name:

Type:

Note:

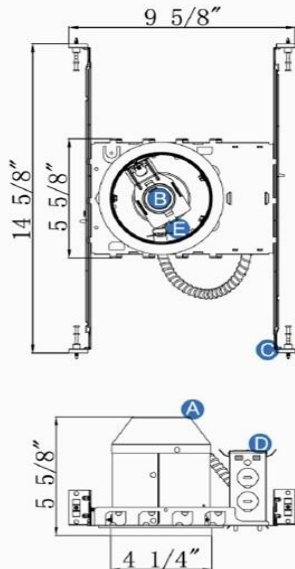
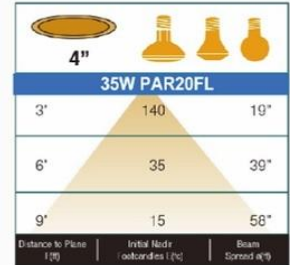
4" line Voltage Housing



LAMP WATTAGE: PAR20, R20

FEATURES:

- * Thermally Protected IC housing.
- * Adjustable socket bracket.
- * Wire through junction box.
- * Preinstalled adjustable bar hanger.
- * Dependable, favorable design and effortless installation.
- * Special screw on the frame locks bar hangers in place which prevents the housing from any movement once installed.
- * Preinstalled socket cap provides electrical contact protection against dust, paint and over spray.



SPECIFICATION::

A. HOUSING Die-formed all Steel construction for maximum heat dissipation and rust protection.

B. SOCKET Medium base screw shell porcelain socket preinstalled on adjustable mounting bracket is designed to allow usage of different lamp types, as well as proper and consistent lamp positioning.

C. HANGERS Preinstalled bar hangers allow housing to be positioned and locked at any point within a 24" joist span. They can be positioned on either the long or short axis of the housing and can be shortened for 12" joists.

D. JUNCTION BOX UL and ETL listed for through-branch circuit wiring, provided with four 1/2" KOs, one 3/4" KO and four Romex knockouts with true pry-out slots and strain clamps.

E. THERMAL PROTECTION Standard thermal protection device guards against improper installation, overlamping and misuse of insulation material.

TYPE	TRIM TYPE	REFLECTOR	TRIM/RING	GLASS
SPL435	SPT420-WH	Chrome	White	Frosted
	SPT430-WH/CH	Chrome	White/Chrome	
	SPT436-WH/CH/BK/BN		White/Chrome/ Black/Bronze	
	SPT440-WH/CH/BK/BN		White/Chrome/ Black/Bronze	
	SPT450-WH/BK/BN	White/Black/Bronze	White/Black/Bronze	
	SPT462-WH/BN	White/Bronze	White/Bronze	
	SPT463-WH	White	White	