











Food Web



Food Web



Extras

1. Research more about food webs. Can you find out what these mean:

Primary Producer - Primary Consumer - Secondary Consumer

2. What do you think might happen if one of the animal groups was removed?

3. Make your own food web for your garden, the park, or another habitat.

1. Cut out the animals and lay them out on the floor

2. Make your own labels:

grey seal	mackerel	mussels
fishing boat	cod	phytoplankton
seaweed	lobster	sand eel
bottlenose dolphin	sea bird	zooplankton

3. Match your labels to the pictures

4. Using strips of paper or string, link the animals to show who eats who.

This is a food web.

5. Draw and label more animals and add them to your food web