









# PEWABIC TILE PRICING PER SQUARE FOOT



PROFILES	TILES IN A SQUARE FOOT	STANDARD GLAZE	IRIDESCENT GLAZE
 SQUARE 1.5" x 1.5" 2" x 2" 3" x 3" 4" x 4" 6" x 6"	64 36 16 9 4	\$294.50 \$248.50 \$138 \$129.50 \$133.50	\$589 \$476.50 \$267 \$259 \$264.50
 RECTANGLE 1.5" x 3" 2" x 4" 2" x 6" 3" x 6" 4" x 6" 4" x 8"	32 18 12 8 6 4.5	\$294.50 \$197 \$166 \$166 \$186.50 \$150.50	\$589 \$404 \$345 \$336 \$373 \$298
 CORNER 3" x 3" 4" x 4"	24 12	\$221 \$200.50	\$442 \$400.50
 HEXAGON 4" FULL 4" HALF	16 28	\$212 \$339	\$423.50 \$677.50
 RHOMBUS 4" FULL 4" HALF	17 34	\$204 \$272	\$408 \$544
 TRIANGLE 3" x 3" 4" x 4"	32 18	\$294.50 \$267	\$589 \$534
 FISHSCALE 3"	20	\$172.50	\$333.50

PRICES MAY VARY DEPENDING ON THE GLAZE CHOICE, QUANTITY OF SPECIAL CUTS AND EDGE GLAZING.