

# BATTLE TOSS™



G-RT-BATTLE

HANDCRAFTED IN THE USA

[WWW.BARPRODUCTS.COM](http://WWW.BARPRODUCTS.COM)

**BAR** COM  
**PRODUCTS**  
*Since 1995*

# BATTLE TOSS ASSEMBLY INSTRUCTIONS

1: Install Battle toss arm to Battle toss base by screwing in the two screws supplied from bottom of base.



## 2A: TIE METHOD -


Place ring on hook , tie other end of string to eyelet securely making string taunt.



Ring on Hook



Loop thru eyelet



Tie a knot



Adjust string taunt and double knot

## 2B: ADJUSTABLE METHOD -

Place ring on hook , Loop string thru eyelet from outside to inside making string taunt then up to adjustable rings and wrap around making the string tight and secure.




Ring on Hook




Loop thru



Up to Adjustable rings



Wrap around



Tight and secure