



A Guide to Help You Create Successful
Pig Races



Introduction

Welcome to the wonderful world of Pig Racing! Of course, you already knew those little porkers can run like the wind when sufficiently motivated (the promise of a yummy cookie at the end of the run will usually do the trick). But who ever suspected the sight of a few fleet-footed swine hurtling around a fenced raceway could be so danged entertaining? Don't be surprised if the Pig Race turns out to be one of the most popular presentations at your farm. Kids... adults... locals... out-of-towners... everyone loves Pig Races!

We have created this guide to provide you with information, ideas, advice, and photos that will help you stage the kind of Pig Races that will drive your visitors hog wild! And even though your speedy little porkers are the ones with their name on the marquee, much of your success will depend on the showmanship of your live Host and his Assistant, and their interaction with the audience. And that's where this guide comes in.

The “scripts” in this document will provide you with a good sense of the overall tone and spirit of the presentation. **We anticipate that you'll pick & choose from what's included, molding a presentation that fits your style and timeline.** The first set was just written for our organization by Berger Creative Associates, a creative concepts company that has worked with many top entertainment destinations. You'll notice that it's all done in a very friendly - you might even say corny-tongue-in-cheek - style. We use plenty of porcine puns and pig-related gags (or “bacon bits” as they say in show-biz). And we look for opportunities to involve members of the audience-both individually and in groups.

To the presenters: although we are providing you with several sample scripts, you will likely be doing a lot of “ad libbing” and improvising with your audience. Once you get rolling, you'll find yourself quickly getting caught up in the moment. But don't get carried away; you must always remember that you are presenting this show for a family audience...and therefore everything you say and do during the show must be strictly “G-Rated.” Risqué jokes, racy language, and double-entendres of a sexual nature (are there any other kinds?) should be strictly off limits! Same deal when it comes to politics, drugs, or anything else controversial. If you wouldn't want your 6-year-old nephew or your lovely old grandmother hearing it, then it probably doesn't belong in this show!

Please read this guide and the included scripts closely. Give yourself and your crew a chance to get familiar with the material and the staging of the show before you go “live” in front of an audience. Remember to interact with your audience. But don't become too earnest! You'll find that the Pig Races will become the highlight of your farm experience if you simply “have fun with it.”



SCHNEPF FARMS

A Guide to Help You Create Successful **Pig Races**

Using the Enclosed Scripts

As the show-biz saying goes, “Timing is everything.” And that’s especially true when it comes to staging Pig Races. The length, number, and frequency of the races you stage during the day will depend on a lot of factors, including the number of customers visiting your maze site. Through past experience, we’ve found that a short show—about 15 minutes long—usually works best. That’s enough time to do a general introduction, interact with members of your audience, and stage three races. In a typical day, you can run a race every one, two, or three hours, depending on your attendance numbers.

These scripts assume you will be using two human “principals”: a Host and his Assistant (helper). Most farms in the past have used men for both roles, therefore the spiels and other content in this document use male names and pronouns. However, you may substitute female principals if you prefer. Just remember to change the names!

You can use any names you wish for the human principals, by the way. For the sake of the spiel scripts, we are referring to the Host as “Boss Hog” and his Assistant as “Cousin Boudreau.” You might decide to use these (or the samples in the green box) names in your own races, or make up your own.

This document includes two versions of a General Introduction, which welcomes the audience to your show. You’ll also find six different Themed Race Spiels, allowing you to mix and match the themed races according to your preferences or needs. Although the Themed Race Spiels are included in a certain order, you can present them in any sequence you may desire.

We realize that it may not always be possible to cast two performance-capable principals. That’s why we have provided you with two different versions of the General Introduction. The first version assumes that both the Host and the Assistant are capable of memorizing dialogue and performing in front of and interacting with the audience. If you only have a single principal who is performance-capable, you can refer to the second version of the General Introduction, which involves minimal

acting skills on the part of the Assistant. The Themed Race Spiels, meanwhile, all assume little or no spoken involvement by the Assistant.

Feel free to use as much or as little of the content in this guide as you think is appropriate for your venue and presenters. By the same token, you are welcome to change or rewrite the scripts to suit the specific needs of your event...or throw the spiel scripts away entirely and create your own. But, as mentioned above, you’ll probably want to keep your total show running time down to right around 15 minutes.

If you decide to use these scripts, your principal(s) should take the time to learn them well and rehearse the routines before going “live” in front of your visitors (our earlier mention of the importance of timing also refers to the timing of the presenters’ dialogue, their interaction with each other, and their interaction with the audience—and ample rehearsals with help with all of these). Once the spiels have been committed to memory, your presenters can then proceed to internalize them and make them their own, emphasizing those bits that get the best audience reaction and zipping through (or eliminating) the other parts. Yeah, it’s a process of discovery—but one that can be highly rewarding.

We have also provided you with an Appendix (at the end of this guide, appropriately enough) offering additional gags, wisecracks, jokes, and bits your principal(s) can toss in when appropriate.

SOME SAMPLE NAMES FOR YOUR RACING HOST & HELPER:

Host

- ◆ Boss Hog
- ◆ Roscoe P. Hambone
- ◆ Billy Bob Hogslop

Helper

- ◆ Cousin Boudreau
- ◆ Cousin Thibodaux
- ◆ Cousin Cletus

General Intro - 2 Person

NOTE: Use this General Intro Spiel when both of your principals are performance-capable.

The HOST and COUSIN BOUDREAU greet the spectators at the raceway.

HOST

Pinch yourselves, folks-you're at the Porkchopville Raceway! That's right; you've made it to the big time! I'm your host. You can call me "Boss Hog." And this handsome fella here is my cousin Boudreau [BOO-droh]. He's a graduate of the University of Pennsylvania....

BOUDREAU

Uh, actually, it was the University of Pigpen-sylvania.

HOST

I stand corrected. Anyhow, Cousin Boudreau majored in Campus Wildlife with a minor in Pig Latin, so you won't meet anyone who knows more about pigs than this guy.
(to Boudreau)
Say somethin' to the folks in Pig Latin, Boudreau.

BOUDREAU (looking surprised)

At-whay oo-day oo-yay ant-way e-may oo-tay ay-say? ["What do you want me to say?"]

HOST (to audience)

How about that, folks?

Host prompts APPLAUSE from the audience and Boudreau, unaccustomed to the attention, takes an awkward bow.

HOST (cont'd.)

Of course, the real stars of this event are the four-legged ones. Every day, Boudreau and I put those chubby little road hogs through an intensive training program here at the raceway. We call it the "Makin' Bacon Lean Cuisine Program." Also known as "Come an' get your cookie!" How many of you folks like cookies? Raise your hands. Host and Boudreau raise their own hands (Boudreau is actually jumping up and down with excitement). Host is taken aback by how many

spectators raised their hands.

HOST (cont'd.)

Whoa! You folks are a lot like pigs.
(pause a beat as he realizes what he just said)
Uh...I mean...pigs are a lot like us.
(realizing that's not much better)
Okay-let's just say pigs really love cookies, just like Cousin Boudreau here....

BOUDREAU

Mmmm....cookies!

HOST

...so when the pigs race around the track, we have an Oreo cookie waiting for each one of them in the barn. And that's what makes them run real fast. Ain't that right, Boudreau? Boudreau?

Boudreau is no longer beside the Host. He has taken off and is running around the track, pumping his arms in the air as though he has just won an Olympic gold medal.

BOUDREAU

Woo-hoo! Yes! Yes!

HOST

Boudreau! What in tarnation are you doin'?!!

Boudreau slows down, chastened by the reprimanding tone of Host's voice.

BOUDREAU

I'm...I'm running for my cookie!

HOST

You don't get a cookie, Boudreau.

BOUDREAU (disappointed)

I don't? But...but I...

HOST

You know those are for the pigs.

BOUDREAU (sadly)

Oh, okay.

General Intro - 2 Person

If you are including the Kiss the Pig sequence in your performance, it could be inserted here, before the intro concludes. If not, move directly into the following:

HOST (cont'd)

Everyone ready for our first race?

(soliciting applause, cheers, etc.)

First, I need four volunteers to be my Hog Cheering Squad...or, as we call 'em around here: "Squeal-leaders."

At the barn, Boudreau gets the first group of pigs into their chutes while the Host chooses FOUR YOUNG CHILDREN from the audience to come down to the front rail. He welcomes them and gets each of their names. (Host will select four new children at the beginning of each race.)

HOST (cont'd)

(to kids)

Each one of you will stand in front of a colored handkerchief that is tied to the fence; this color matches the one around the neck of the pig you will be rooting for. The louder you squeal, the faster your pig will run. You might even want to get your friends and family to help you holler.

(to spectators)

Everyone ready to cheer for some swift swine? Some hasty hogs? Some prompt piggies? Then let the games begin!



THE PIG WHISPERER AT MARIS FARMS

A Guide to Help You Create Successful **Pig Races**

General Intro - 1 Person

NOTE: This General Intro Spiel requires only one speaking role. Use this General Intro Spiel when only the Host is performance-capable.

The HOST and COUSIN BOUDREAU greet the spectators at the raceway.

HOST

Pinch yourselves, folks-you're at the Porkchopville Raceway! That's right; you've made it to the big time! I'm your host. You can call me "Boss Hog." And this handsome fella here is my cousin Boudreau [BOO-droh]. He's a graduate of the University of Pennsylvania....Okay, actually, it was the University of Pigpen-sylvania. He majored in Campus Wildlife with a minor in Pig Latin, so you won't meet anyone who knows more about pigs than this guy. Let's hear it for Cousin Boudreau!

Host prompts APPLAUSE from the audience and Boudreau, unaccustomed to the attention, takes an awkward bow.

HOST (cont'd.)

Of course, the real stars of this event are the four-legged ones. Every day, Boudreau and I put those chubby little road hogs through an intensive training program here at the raceway. We call it the "Makin' Bacon Lean Cuisine Program." Also known as "Come an' get your cookie!" How many of you folks like cookies? Raise your hands.

Host and Boudreau raise their own hands (Boudreau is actually jumping up and down with excitement). Host is taken aback by how many spectators raised their hands.

HOST (cont'd.)

Whoa! It looks like you folks are a lot like pigs. (pause a beat as he realizes what he just said) Uh...I mean...pigs are a lot like us. (realizing that's not much better) Okay-let's just say pigs really love cookies, just like Cousin Boudreau here. So when the pigs race around the track, we have an Oreo cookie waiting for each one of them in the barn. And

that's what makes them run real fast. Ain't that right, Boudreau? Boudreau?

Boudreau is no longer beside the Host. He has taken off and is running around the track, pumping his arms in the air as though he has just won an Olympic gold medal.

BOUDREAU
Woo-hoo!

HOST

Boudreau! What in tarnation are you doin'?! You know those cookies are for the pigs! So you can run all you want, but you ain't gettin' any of those cookies!

Boudreau stops running and looks crestfallen.

HOST (cont'd)
(to audience)

Everyone ready for our first race?
(soliciting applause, cheers, etc.)
First, I need four volunteers to be my Hog Cheering Squad...or, as we call 'em around here: "Squeal-leaders."

While Boudreau gets the first group of pigs into their chutes, the Host chooses FOUR YOUNG CHILDREN from the audience to come down to the front rail. He welcomes them and gets each of their names. (Host will select four new children at the beginning of each race.)

HOST (to kids)

Each one of you will stand in front of a colored handkerchief that is tied to the fence; this color matches the one around the neck of the pig you will be rooting for. The louder you squeal, the faster your pig will run. You might even want to get your friends and family to help you holler. (to spectators)
Everyone ready to cheer for some swift swine? Some hasty hogs? Some prompt piggies? Then let the games begin!

Kiss the Pig



USE THIS SEQUENCE IF YOUR FARM HAS AN APPROPRIATELY TRAINED PIG. IF NOT, SKIP THIS SEQUENCE AND PROCEED DIRECTLY TO THE NEXT ONE. THIS SHOULD BE INSERTED IN THE APPROPRIATELY MARKED SPOT ABOVE, RIGHT AFTER THE DIALOGUE ABOUT COOKIES.

HOST

Now why don't you go in the barn and fetch one of those pigs so I can do a proper introduction?

Slump-shouldered and dejected, Boudreau slouches into the barn.

HOST (cont'd.) (aside)

I wonder if I should tell him that he could just buy himself a whole bag of cookies at any grocery store.

Boudreau emerges from the barn cradling A LITTLE PIG in his arms.

HOST (cont'd.)

Folks, in order for these pigs to put on a spectacular show for y'all, they're gonna' need a special welcome. And ya' know what makes 'em go hog wild? A nice big smack on the snout from one of their fans! Can I get a volunteer?

BOUDREAU

Ooh! Ooh! Pick me! Pick me!

HOST

Now Boudreau-I let you kiss a pig last time...

BOUDREAU (sheepish and a little giddy)

I think that cute pig back in the barn really likes me.

HOST (hastily changing subject)

A volunteer! Lookin' for a volunteer!

Host picks a VOLUNTEER (a teacher or a mom) out of the audience. Host welcomes the volunteer and gets her name.

HOST (cont'd)

I'd like to introduce you to one of our star pigs. Maybe you've heard of this cutie. Does the name "Kevin Bacon" ring a bell? So all you gotta' do is lay a big wet one on that adorable face. Then Kevin here will run back to the barn to tell all his brothers and sisters how wooonderful it was. What? You didn't know that pigs talk to each other? They even tell each other stories. Haven't you ever heard of "pig tales"? So here's your chance to make your hubby jealous. You ready, [volunteer's name]? Then pucker up!

*YOU MAY DECIDE TO CALL UP THE VOLUNTEER BEFORE TELLING THEM WHAT THEY'LL BE DOING.

A Guide to Help You Create Successful **Pig Races**

Kiss the Pig cont.

Boudreau leans in and puckers up to receive the kiss.

HOST (cont'd)

Not you, Boudreau! The pig!

Boudreau backs off, looking disappointed, and raises the pig to receive the volunteer's kiss while Host gets the Polaroid camera ready to capture the moment.

HOST (cont'd)

(leading the spectators)

Ready? On the count of three: one... two...three...PIG KISS!

Host snaps a photo. He then looks at the pig's snout.

HOST (cont'd)

Wow-I guess that old saying is true: "You can put lipstick on a pig, but..."

BOUDREAU

(helpfully)

"....but it's still lipstick!"

HOST

What? No, it ain't "still lipstick"!

Boudreau check's the pig's snout.

BOUDREAU

Sure looks like lipstick to me!

HOST

But that ain't how the sayin' goes! "Still a pig." That's what you're supposed to say! "Still a pig."

BOUDREAU

Why would I tell you to "steal a pig"? You got all the pigs you could want, right here. Besides, stealin' pigs ain't lawful. You should know that, cousin!

HOST

Would ya' just get back to the barn-and take Kevin with ya'!

Boudreau returns the pig to the barn while the Host thanks the volunteer and presents her with the Polaroid print and a pig nose.

HOST (cont'd)

Let's everyone give [name of volunteer] a big ol' round of applause!

Host sends the volunteer back to the spectator area.

Race: Patriotic Pigs

Host begins introduction to Group 1: Patriotic Pigs while Boudreau stands in view and listens.

HOST

Okay folks...looks like we're just about ready to begin our [first/next/final] race. But before we get underway, I just want to tell you how proud I am to live in a land founded on the ideal that every person is entitled to the right to life...liberty...the pursuit of happiness...and the thrill of racing pigs! It's a land I call "Hamerica the Beautiful" and y'all are in it right now. So howdy!

Host waits for audience response, but Boudreau, who happens to walking past the Host, responds instead.

BOUDREAU

Howdy, Cousin.

HOST (to Boudreau)

I wasn't sayin' "howdy" to you, Boudreau! I already said "howdy" to ya' once today, remember?

(to audience)

Let's try that again. Howdy, folks!

(waits for audience to answer back)

Welcome to Hamerica! Okay, okay-I know what y'all are thinkin': "Hamerica" sounds a lot like "America." And it is a lot like America...except here in Hamerica, it's all about the pigs. And as proud Hamericans, my pig friends and I love to celebrate our patriotic holidays...especially the Pork of July-also known as Swinedependence Day. And since this is Hamerica, every day is Swinedependence Day-including today! Of course, we celebrate Swinedependence Day in lots of different ways. But we have one favorite activity. Can any of you guess what it is?

Host solicits audience for answers, ad libbing responses to the various suggestions and maybe picking a few younger guests out of the crowd and interviewing them to get their personal suggestions. Finally....

HOST

Any more answers? What? Did someone just say "pig races"? Well guess what: you're absolutely right!

[If this is the first race, skip to the pig introductions (below). If this is a later race, Host selects four more children to come down to the rail to serve as "Squeal-leaders." He gets their names and shows them the color-coded handkerchiefs.]

HOST (to first child)

Yours is the yellow hankie. So your pig is [name of yellow pig].



A Guide to Help You Create Successful **Pig Races**

Patriotic Pigs cont.

Host goes through this process with all four Squeal-leaders (yellow, blue, green, and red), using any four of the Patriotic & Political Pig names (below), while Boudreau gets the animals into their chutes.

HOST (cont'd.)

Now as y'all might expect, here in Hamerica, we have some of the most patriotic pigs you'll ever meet. And some of 'em are here today to compete in our Swinedependence Day Pig Race.

You'll find this Hamerican patriot's face on the \$10 bill...or you would if they put pigs on money. Who am I talkin' about? Alexander Hamilton, of course! Yes...it's spelled just like the name of the (human) Founding Father. How lucky is that?

Think of a tall, lanky, bearded gentleman wearing a stovepipe hat. Which U.S. president comes to mind? That's right: Abraham Lincoln! Now think of a cute little pig in a stovepipe hat and what do you get? Abraham Linkoln! Get it? Abra-HAM? LINK-oln? "Link" as in "sausage link"? Okay, I know-some of these are kind of a reach. But stay with me, folks-it gets better!

This little porker is Hamerica's unofficial mascot. His slogan, of course, is "I Want You!" Who am I talkin' about? Uncle Spam, of course!

This little presidential piggy was known for telling Hamerica "I squeal your pain." I am referring, naturally, to Swill-ary Clinton!

People actually named the "Teddy pig" after this presidential piggy. His most famous quote: "Speak softly and carry a pig stick." Yes, it's Theoboar Roosevelt!

Host assigns each of the four chosen pigs a different color hankie and then calls over to Boudreau.

HOST (cont'd.)

Yo, Boudreau! Are the patriotic piggies at the starting line?

From the barn, Boudreau holds out his arm, waving around a tiny American flag.

HOST

Looks like we're ready!

Host counts down (getting the spectators to count along with him) and starts the race. During the race, Host semi ad-libs key phrases, smart-aleck remarks, puns, etc. [see in sections later]. At the end of the race, Host announces the winner.

HOST

And we have a winner! It's [name of winning pig]. Congratulations, [name of kid with winning color handkerchief]!

Host gives each squeal-leader a pig nose, thanks them all, and sends them back to join the other spectators.

Race: Cartoon Pigs



CORNBELLY'S CORN MAZE & PUMPKIN FEST

Host begins introduction to Group 2: Cartoon Pigs while Boudreau stands in view and listens.

HOST

Okay folks...time for our [first/next/final] race. Who here likes cartoons?

Host prompts response from audience and then notices that Boudreau is going nuts, JUMPING UP AND DOWN with excitement.

HOST (cont'd.) (to Boudreau)

I wasn't talkin' to you, Boudreau. I already know you like cartoons.

Boudreau settles down a bit.

HOST (to audience)

Cousin Boudreau likes cartoons so much...when he grows up, he wants to be a cartoon character. Yep-he actually wrote that on his college application. In crayon. He's even been practicing for his cartoon career.

(to Boudreau)

Go ahead-show 'em your cartoon character moves.

Boudreau produces a plastic MALLET or HAMMER and gleefully, repeatedly, bonks himself on the head. (If you get the right kind of toy mallet, it will produce a cheerful SQUEAKING SOUND every time it strikes Boudreau's thick skull.)

HOST (cont'd.)

(to audience)

See that, folks? Like all classic cartoon characters, Cousin Boudreau here is totally immune to pain. Even when he's gettin' "hammered."

Boudreau stops pounding himself over the head. He suddenly appears quite dazed and woozy as he lets out a pitiful MOAN.

HOST (cont'd.)

So let's hear it, folks. How many of y'all like cartoons?

Host prompts younger audience members to volunteer their favorite cartoons and characters and, if time permits, asks individual spectators what they like most about those cartoons and characters, ad-libbing comments and retorts. Boudreau stands by, still looking a bit dazed and wobbly. Finally....

HOST (cont'd.)

Wow! Who ever knew there were so many cartoon fans? Well, for all you cartoon uh-fishy-uh-nah-dohs, I've got some great news for y'all: you're about to be in hog heaven.

Cartoon Pigs cont.

Cause we got some of the world's top cartoon characters right here! In fact, they're competin' in this [first/next/final] race!

(to Boudreau)

Why don't you head over to the barn, Boudreau, and get our cartoon friends ready?

Boudreau lurches unsteadily to the barn, MOANING pathetically as he goes.

[If this is the first race, skip to the pig introductions (below). If this is a later race, Host selects four more children to come down to the rail to serve as "Squeal-leaders." He gets their names and shows them the color-coded handkerchiefs.]

HOST (to first child)

Yours is the yellow hankie. So your pig is [name of yellow pig].

Host goes through this process with all four Squeal-leaders (yellow, blue, green, and red), using any four of the Cartoon Pig names (below), while Boudreau gets the animals into their chutes.

HOST (cont'd.)

Straight from the Hundred Acre Pigpen...everyone's favorite "willy nilly silly old pig"...it's Winnie the Pig! "Oh, bother!"

We also have the most charming little pixie in the pigsty...even if she's a little smelly...it's Stinker Bell!

Now kids...can you tell me "who lives in a swineapple under the sea?" SpongeHog SpamPants!

In Germany, this character would be called a "swinehund." In America, he'd be called a "pig-dog." But here at Porkchopville Raceway, we just call him Huckleberry Ham.

What do y'all think of when ya' hear this tune? ("sings" a few bars of the Pink Panther theme)

"Da-DUM, da-DUM...da-DUM-da-DUM-da-DUM-da-dum-da-duum...dee-dee-dee-dum!" The Pink Panther, right? Guess again! Remember, this is the Porkchopville Raceway. Which means we've got...The Pig Panther!

As ya' already know, pigs just looove cookies. But this little piggy loves to peck on trees. Who am I talkin' about? Woody Woodporker...of course!

Host assigns each of the four chosen pigs a different color hankie and then calls over to Boudreau.

HOST (calling to Boudreau)

Hey Boudreau...ya' ready over there?

Boudreau peers out of the barn and gives the "thumbs-up" sign but still noticeably shaky.

HOST (cont'd.)

He's ready. So here we go!

Host counts down and starts the race. During the race, Host semi ad-libs key phrases, smart-aleck remarks, puns, etc. [see sections later]. At the end of the race, Host announces the winner.

HOST (cont'd.)

And we have a winner! It's [name of winning pig]. Congratulations, [name of kid with winning color handkerchief]!

Host gives each kid a pig nose, thanks them all, and sends them back to join the other spectators



SEWARD FARMS

Race: Sports Pigs



VALA'S PUMPKIN PATCH

Host begins introduction to Group 3: All-star Sports Pigs while Boudreau stands in view and listens.

HOST

Okie-dokie, folks-before we begin our [first/next/final] race, how many y'all from out of state?

Host prompts response from audience. He notices that Boudreau is raising his arm and waving it about.

HOST (cont'd.)

(to Boudreau)

Put your arm down, Boudreau. I said "from out of state," not "from outer space."

Boudreau slumps, disappointed.

HOST (cont'd.)

(to audience)

Y'all gotta be patient with Cousin Boudreau. He thinks the Star Wars movies were documentaries.

Host returns his attention to the audience, soliciting more responses, asks guests where they're from.

HOST (cont'd.)

(to audience)

And where are y'all from? Really? What's your favorite sports team? You got a favorite player?

Host gets several guests to volunteer their home states/cities/towns, etc. and to name their favorite sports teams and/or players, as time permits. Then...

HOST (cont'd.)

Well, no matter where you're from and no matter who you like to root for, I can guarantee that you've never seen a more impressive herd of athletes than the All-star Sports Pigs of the Porkchopville Raceway!

[If this is the first race, skip to the pig introductions (below). If this is a later race, Host selects four more children to come down to the rail to serve as "Squeal-leaders." He gets their names and shows them the color-coded handkerchiefs.]

HOST (to first child)

Yours is the yellow hankie. So your pig is [name of yellow pig].

Host goes through this process with all four Squeal-leaders (yellow, blue, green, and red), using any four of the All-star Sports Pig names (below), while Boudreau gets the animals into their chutes

.HOST (cont'd.)

This little baseball piggie slid "wee-wee-wee" all the way to home plate...it's Sty Cobb!

A Guide to Help You Create Successful **Pig Races**

Sports Pigs cont.

This little piggie is famous for hoggin' the ball on the basketball court. Say hello to Shaqsqueal O'Neal!

This pro football players is known for their skill at tossin' around the 'ol pigskin. He's a "griddle-iron" champ...I'm talkin' about Spam Marino!

Here's a question for y'all: who swings a tennis racket and goes "oink"? It's Lindsey Davenpork!

This little piggie is one of the greatest names in golf. You might say he really knows his links and is much too good for the ol' pig sty. It's Styger Woods!

Here's an All-star Sports Pig who's really cool. Which is natural, 'cause he's a hockey legend. I'm talkin' about none other than Gordy Sow!

Host assigns each of the four chosen pigs a different color hankie and then calls over to Boudreau.

HOST (calling to Boudreau)

Yo, Cousin Boudreau! All our champs at the startin' gate?

Boudreau gives the "thumbs-up" sign.

HOST (cont'd.)

Great! Then here comes the kick-off!

Host counts down and starts the race. During the race, Host semi ad-libs key phrases, smart-aleck remarks, puns, etc. [see APPENDIX, below]. At the end of the race, Host announces the winner.

HOST (cont'd.)

And we have a winner! It's [name of winning pig]. Congratulations, [name of kid with winning color handkerchief]!

Host gives each kid a pig nose, thanks them all, and sends them back to join the other spectators.



HONEYSUCKLE HILL FARM



BISHOP'S PUMPKIN FARM

Race: Turbo Pigs

Host begins introduction to Group 5: Turbo Pigs while Boudreau stands in view and listens.

HOST

Hey folks! Have we got any auto racing fans in the crowd today? Let me hear ya' if you're into NASCAR, Grand Prix or Indy-style racing.

Host prompts members of audience to express their interest in auto racing through their applause, cheers, etc.

HOST (cont'd.)

Well, I know this might sound a little crazy but...truth is, Pig Racing is a lot like auto racing. In fact, it's exactly like auto racing.

Except...um...you have pigs instead of cars. And they only make one lap. And they don't make as much noise. And you don't have to change their tires. And the crowds of spectators are a lot smaller. And the racetrack's a lot longer. And you never see pigs crashing and skidding and bursting into flames.

(thinks about it for a second, reconsidering)

Hmmm...okay, maybe what I should have said is that pig racing is exactly unlike auto racing.

Except that the pigs in this [first/next/final] race have been named after some of the biggest competitors in professional auto racing. And since it's too late to rename them, I'm just gonna' introduce them as-is. Just as soon as we get our Squeal-leading squad all set up.

[If this is the first race, skip to the pig introductions (below). If this is a later race, Host selects four more children to come down to the rail to serve as "Squeal-leaders." He gets their names and shows them the color-coded handkerchiefs.]

HOST (to first child)

Yours is the yellow hankie. So your pig is [name of yellow pig]. Host goes through this process with all four Squeal-leaders (yellow, blue, green, and red), using any four of the Turbo Pig names (below), while Boudreau gets the animals into their chutes.

HOST (cont'd.)

When this super-charged swine isn't taking the lead, you can find close on the tail, drafting-or as we say here, piggy-backing-the racer in front of him. Of course, I'm talkin' about Dale Earnhog Jr.!

This NASCAR legend is one fast pig. We call him Cale Yarboarough!

If there's one turbo pig who knows the high banks of Pork Chopville Raceway's like the back of his hoof, it's Hoggy Allison!

This pit-stop porker has earned her share of checkered flags. It's Danica Pigtrick!

Now, in the interest of fairness, I'm pleased to introduce the only motorcycle pig in this race. We call this fella' Harley Hog!

Host calls over toward Boudreau in the barn.

HOST (cont'd.)

Yo, Boudreau! Are all the Turbo Pigs at the starting line?

At the barn, Boudreau can be seen giving the thumbs-up sign.

HOST (cont'd.)

All right. You know what that means! Gentlepigs...start your engines!

Host counts down (getting the spectators to count along with him) and starts the race. During the race, Host semi ad-libs key phrases, smart-aleck remarks, puns, etc. [see sections later]. At the end of the race, Boudreau waves a CHECKERED FLAG and Host announces the winner.

HOST

And we have a winner! It's [name of winning pig]. Congratulations, [name of kid with winning color handkerchief]! Host gives each squeal-leader a pig nose, thanks them all, and sends them back to join the other spectators.

Race: Spoiled Pigs



This is a great theme for pot-belly pig racers.

Host begins introduction to Group 4: Spoiled Pigs while Boudreau stands in view and listens.

HOST

Y'all ready for our [first/next/final] race?

Hosts prompts response-cheers, applause-from audience.

HOST (cont'd.)

(talking like a Valley Girl)

Fer sure, that was like, totally awesome, y'know? And if you're wondering why I'm, like, talking like this, it's because, like, I'm about to introduce, like, our "Spoiled Pigs" race and all. That's, like, the race where-

Host is interrupted by Boudreau, who steps up to him and whispers something into his ear.

HOST (cont'd.)

(to Boudreau)

Like, get outta' here! Like, no way!

Boudreau continues whispering. He seems very insistent.

HOST (cont'd.)

(exasperated sigh)

Okay. Like, what-ever!

Boudreau heads to the pig barn while Host again addresses the audience, still speaking in Valley Girlisms as if the spectators were his collective BFFs.

HOST (cont'd.)

(to audience again)

Like, unbelievable! Like Boudreau just came up to me like, whispering and all and he's like, "Can I show them my three-eyed pig?" and I'm like, "A three-eyed pig?!! Like, no way!" And he's like "Way!" And I'm like, "Prove it!" and he goes, "Whatever!" and so I go, "What-ever!!!" And now Boudreau thinks he's gonna' like, prove to all of us that he's, like, got a three-eyed-pig. Like, I am so sure! So, like, what do YOU guys think? Is Cousin Boudreau, like, full of hogwash?

Host prompts a response from the audience and then shouts to Boudreau who's in the barn.

HOST (to Boudreau)

Did you, like, hear that, Boudreau? I like told everyone about your so-called "three-eyed-pig" and they're all like, "No waaaay!" So let's, like, see this amazing "three-eyed-pig" of yours already!

Host directs the audience's attention to the barn and Boudreau emerges holding up a sign (large enough for everyone to read) crudely lettered with the word: "Piiig"

Spoiled Pigs cont.

HOST (rolling his eyes)
Like...WHAT-EVER!!!

Boudreau goes back into the barn to get the animals into their chutes.

[If this is the first race, skip to the pig introductions (below). If this is a later race, Host selects four more children to come down to the rail to serve as "Squeal-leaders." He gets their names and shows them the color-coded handkerchiefs.]

HOST (to first child)
Yours is the yellow hankie. So your pig is [name of yellow pig].

Host goes through this process with all four Squeal-leaders (yellow, blue, green, and red), using any four of the Spoiled Pig names (below).

HOST (cont'd.)
This little singer/songwriter piggy always seems to be, like, getting into something. If she's not, like, getting into trouble, she's, like, getting into all the tabloids. We call her...Amy Swinehouse

Meanwhile, this rich little heiress piggy always seems to be, like, getting into something. If she's not, like, getting into trouble, she's, like, getting into all the tabloids. We call her...Paris Swilton

On the other hand, this little actress piggy always seems to be, like, getting into something. If she's not, like, getting into trouble, she's, like, getting into all the tabloids. We call her...Lindsay Loham

Not to be outdone, this little actress piggy always seems to be, like, getting into something. If she's not, like, getting into trouble, she's, like, getting into all the tabloids. We call her...Spamela Anderson

But now that I, like, think of it, this little singing piggy always seems to be, like, getting into something. If she's not, like, getting into trouble, she's, like, getting into all the tabloids. We call her...Swillary Duff

And then we have this little singer/actress piggy who always seems to be, like, getting into something. If she's not, like, getting into trouble, she's, like, getting into all the tabloids. We call her...JessowcaSimpson..

Host looks momentarily confused. He scratches his head.

HOST (noticing the redundant nature of his introductions)

That was weird. Did anyone else get a sense of, like, déjà vu just then? Or was it just me?

(noting the audience's response)

No way! Really? Okay, then let me ask you this: did anyone else get a sense of, like, déjà vu just then? Or was it just me?

Host calls over toward Boudreau in the barn.

HOST (cont'd.)
Hey, Boudreau! Have you, like, are all our Spoiled Pigs ready to go?

BOUDREAU
Like, what-ever!

Host counts down (getting the spectators to count along with him) and starts the race. During the race, Host semi ad-libs key phrases, smart-aleck remarks, puns, etc. [see APPENDIX, below]. At the end of the race, Host announces the winner.

HOST
And we have a winner! It's [name of winning pig]. Congratulations, [name of kid with winning color handkerchief]!

Host gives each squeal-leader a pig nose, thanks them all, and sends them back to join the other spectators.

Race: Superhero Pigs



HOST

Hey everyone. Ready for our [first/another/the final] race? I promise y'all this one's gonna' be super exciting. That's 'cause we've got ourselves a super bunch of pigs who are gonna' run super fast. Are any of you folks starting to detect a theme here?

Host prompts response from audience.

HOST (cont'd.)

Well that's...super! So how many of you folks like to read super hero comic books? Really? And how many of you like to watch super hero shows on TV or go to super hero

movies? No way! Well...cut it out! That junk will rot your brain and you'll end up like Cousin Boudreau here. At least that's what my Great Aunt Swillian always used to tell us when we were kids. Ha! "Rot your brain"! What a bunch of hogwash!

(to Boudreau)

Ain't that right, Boudreau?

Host turns to Boudreau, who is absently scratching the top of his head with the business end of a garden rake (or some such inappropriate implement). Chagrined, Host turns to the audience again.

HOST (cont'd.)

Okay, maybe Great Aunt Swillian was on to somethin' after all. On the other hand, if we had listened to her, we wouldn't be introducin'...the Amazing Adventures of the Super Hero Pigs! But before we begin the introductions...any of you folks got a favorite super hero?

Host prompts younger audience members to volunteer their favorite super hero characters (and super villains, too). If time permits, Host also asks individual spectators what they like most about those super heroes or super villains, ad-libbing comments and retorts. Finally....

HOST (cont'd.)

Gee, there sure are a lot of super heroes flyin' around out there. But I bet y'all have never seen anything like our Super Hero Pigs before! Let's meet 'em now!

[If this is the first race, skip to the pig introductions (below). If this is a later race, Host selects four more children to come down to the rail to serve as "Squeal-leaders." He gets their names and shows them the color-coded handkerchiefs.]

HOST (to first child)

Yours is the yellow hankie. So your pig is [name of yellow pig].

Host goes through this process with all four Squeal-leaders (yellow, blue, green, and red), using any four of the Super Hero Pig names (below), while Boudreau gets the animals into their chutes.

HOST (cont'd.)

Faster than a speeding chicken! More powerful than a ham sandwich! Able to eat tall stacks of Oreos

A Guide to Help You Create Successful **Pig Races**

Superhero Pigs cont.

in a single gulp! Look-down in the pigsty! It's a hog! It's a swine! It's...Superspam!

Don't get this little piggy angry. You wouldn't like him when he's angry. 'Cause that's when he transforms from a mild-mannered piglet into... The Swinecredible Hulk!

Why should the boy pigs have all the super fun? This power-sow proves that the gals can be just as super as the guys. Of course, I'm talkin' about...Runter Woman!

This super hero pig haunts the city at night, sniffin' out evildoers and bringin' em to justice. He's some-time's known as "The Pork Knight"-but most folks know this caped crusader as... Batham!

Of course, without super villains, you wouldn't need super heroes. Not even the four-legged variety. But when it comes to megalomaniacal bad guys, this little piggie ain't clownin' around. They call him... The Porker!

This web-slingin' super pig needs no introduction. But I'm gonna' give him one anyway...in song! Here goes:

(sung to the Spider-Man theme)

Spider-Ham, Spider-Ham

Drinks grape juice with toast & jam

Likes to squeal, likes to grunt

Just don't call him "little runt"

Look out-here comes the Spider-Ham!



Host assigns each of the four chosen pigs a different color hankie and then calls over to Boudreau.

HOST (cont'd.)

(calling to Boudreau)

Hey Cousin Boudreau! Are the super pigs in their super chutes?

Boudreau peers out of the barn and gives the "thumbs-up" sign but still noticeably shaky.

HOST (cont'd.)

Super!

Host counts down and starts the race. During the race, Host semi ad-libs key phrases, smart-aleck remarks, puns, etc. [see APPENDIX, below]. At the end of the race, Host announces the winner.

HOST (cont'd.)

And we have a winner! It's [name of winning pig]. Congratulations, [name of kid with winning color handkerchief]!

Host gives each kid a pig nose, thanks them all, and sends them back to join the other spectators.

Closing

After the last race of the session, the Host, accompanied by Cousin Boudreau, thanks the audience. If there are more races scheduled later in the day, use this spiel:

HOST

Okay, folks-I have some bad news and some good news for ya'. The bad news is...that was our last race for this session. But the good news is...Cousin Boudreau, the pigs, and I will be here to present another set of races right here at [time of day]! So feel free to stop by again...and don't forget to tell all your friends about us! So long for now, and thanks for joining us!

After the final race of the day, use this spiel:

HOST

Well folks-that was the last race of the day. Thanks for joining us. Drive safely home, watch out for those road hogs...and be sure to tell all your friends about us! So long now!



CORNBELLY'S CORN MAZE & PUMPKIN FEST



BENGSTON'S PUMPKIN FARM

A Guide to Help You Create Successful **Pig Races**

Audience Interaction

Remember earlier when we said that much of the success of your Pig Races "...will depend on the showmanship of your live Host and his Assistant, and their interaction with the audience"? We're serious about that "interaction" part. It may seem like the pigs are the stars of the show (it's their name at the top of the marquee, after all). But they're not. The human presenters aren't the stars, either-no matter how talented your Host and Assistant may be (and we're sure they're amazingly talented). So who does that leave? The audience, that's who!

It's your presenters' interaction with the audience that is really at the heart of the show. Those are the moments that your spectators enjoy the most and that they'll tell their friends and relatives about afterwards. Think of all the camcorders that will be trained on your young "squeal-leaders" at the fence as they whoop and yell for their favorite racing pig. Think of all the giggles from the school kids as their teacher is coaxed into planting a big 'ol kiss on the snout of one of your pigs.

Remember-this is a family event. There will be lots of parents and even more kids in attendance. And there's nothing that parents love more than to see their kids bask in the spotlight for a few moments. So look for every opportunity to involve families (especially children) and engage them in the experience. Pick individual kids out of the audience or even whole families and ask them questions relevant to the event, ask them where they're from, or ask them about a distinctive item of clothing they might be wearing...whatever.

You can also involve the audience as a group, setting up call-and-response routines ("Every time I say 'We're off to the races,' you folks yell 'Oink! Oink! Oink!'" -that sort of thing). Or get them all to cheer or chant in unison.

A couple of quick caveats: Don't try to force guest interaction. Most of the folks in your audience will play along enthusiastically, But if you pick out a spectator who is clearly resisting or pushing back, it's best just to move on. Also, don't lose track of the time. Remember, the show works out best if it runs about 15 minutes. So by all means go for the audience interaction...but keep one eye on the clock.



CORNBELLY'S CORN MAZE & PUMPKIN FEST

Audience Interaction - cont.

In these scenarios, Host (“Boss Hog”) engages the entire audience in a round of “Pig Trivia” or can single-out one or a few audience members with an introduction like:

HOST

Before our next race, let's see how much you folks know about pigs. Any pig experts here today? Let's have some volunteers!

During these interactive bits, Cousin Boudreau will be positioned behind Host, holding up a series of poster-sized “clue cards” to the audience offering them the correct answer. Whenever Host becomes suspicious and turns around to see what Boudreau is doing in the background, Boudreau quickly hides his clue cards behind his back and very conspicuously tries to look “innocent.”

Trivia Question: About how many domestic pigs do you think are on this planet? (No fair counting other planets, neither!)

Clue Card: Around 2 billion pigs

Trivia Question: What do pigs like to eat?

Clue Card: Same thing humans eat: both plants and meat (they're “omnivores”)

Trivia Question: What are baby pigs called?

Clue Card: “Piglets”

Trivia Question: Name three types of food products that come from pigs.

Clue Card: Ham, bacon, and pork chops

Trivia Question: Can you tell me the names of three famous (fictional) pigs?

Clue Card: Babe the sheep pig, Wilbur from the story “Charlotte's Web,” and Piglet from the Winnie The Pooh stories

When an audience member gets the correct answer, Host rewards the guest with a pig snout or other token prize.

You can add some variety to the races by tossing in some additional interactive bits. (Just remember to keep the total show time down to approx. 15 minutes.) Most of these will involve using pigs that have been appropriately trained. Here are a few possibilities (but feel free to get creative and come up with some of your own):

- ◆ **COOKIE EATING CONTEST** - This would involve a pig vs. one or two volunteers from the audience.
- ◆ **WHO'S AFRAID OF THE STUFFED TOY WOLF?** - Tie a plush toy wolf to the back of one of the pigs as an extra bit of “motivation.”
- ◆ **PIG WRESTLING** - For liability reasons, you should do this activity using only farm personnel who have been appropriately trained. (Guests should never be allowed to wrestle with your pigs.)
- ◆ **PIG DRESSING CONTEST** - Again, only trained pig and qualified farm personnel should be permitted to carry out this activity. The audience interaction would involve choosing the pig's wardrobe. The guest who coordinates the best (or worst) pig ensemble gets an honorary rubber snout.



Incorporating Other Animals

Why should pigs get to have all the fun? Yes, we know the event is called “Pig Races.” But you can add other animals to the lineup, such as sheep, pigmy goats, potbelly pigs, ducks, llamas...or you can even race humans.

Some farms have found clever ways to work other animals into the show, with the presenters introducing the pigmy goats, for instance, as “long-legged, long-haired pigs...with horns” and insisting that the “pig” in the name “pigmy” qualifies them as, well...pigs. You can even modify some of the Themed Race Spiels (below) to feature the other animals. There are tons of possibilities. Just use your imagination.



CORNBELLY'S CORN MAZE & PUMPKIN FEST

Piggy Jokes

You can drop these jokes, riddles, and puns into your main presentation where appropriate (but watch your time!)...or you can use them to warm up the crowd before the show begins.

Q. What happened when the man stole a pig?
A. The pig squealed to the police.

Q. What does the little pig get every morning from his parents?
A. Hogs and kisses!

Q. What do you call a crafty pig?
A. CunningHam

Q. Why did the pig run away from the pig sty?
A. He felt that the other pigs were taking him for granted.

Q. What does a pig use to write his term papers with?
A. Pen and Oink!

Q. What do you call a pig with no legs?
A. A groundhog!

Q. Why didn't the piglets listen to the teacher pig?
A. Because he was an old boar.

Q. Why did the pig go to the casino?
A. To play the slop machine!

Q. How does a girl pig know her boyfriend pig loves her?
A. He signs his letters with lots of hogs and kisses.

Q. How did the little pig win at Monopoly?
A. He built hotels on Pork Place.

Q. How do you fit more pigs on your farm?
A. Build a sty-scraper!

Q. How do you take a pig to hospital?
A. By hambulance!

Q. How does a mama pig put her piglets to sleep?
A. She reads them pig tales.

Q. How does a pig write home?
A. With a pig pen.

Q. How do pigs explain the creation of the universe?
A. The Pig Bang Theory.

Q. What do pigs do on nice afternoons?
A. They go on pignics.

Q. What do pigs drive?
A. Pig-up trucks!

Q. What do you call a pig thief?
A. A hamburglar!

Q. What do you get when you cross a pig with a canary?
A. I don't know, but when it sits on your electric wire and sings, all your lights go out.

Q. What round and muddy and goes "knio, knio?"
A. A backward pig.

Q. What is a pigs favorite ballet?
A. Swine Lake!

Q. What would happen if pigs could fly?
A. Bacon would go up!

Q. When pigs have a party, who jumps out of the cake?
A. Nobody. The pigs all jump in.

◆ A city child came running into the farmhouse. "No wonder that mama pig is so big," she yelled. "There's a bunch of little pigs out there blowing her up!"

◆ All our pigs are learning karate. Don't believe me? Well, just watch out for their chops.

Piggy Jokes - cont.

- ◆ Did you hear about the pig that opened a pawn shop? He called it "Ham Hocks."
- ◆ Did you hear about the piglets who wanted to do something special for mother's day? They threw a sowprize party.
- ◆ Did you hear of the pig that began hiding garbage in November? She wanted to do her Christmas slopping early.
- ◆ MOTHER PIG: What did you learn in school today?
FIRST PIGLET: Oink! Oink!
SECOND PIGLET: Oink! Oink!
THIRD PIGLET: Woof! Woof!
MOTHER PIG: What?
THIRD PIGLET: I'm taking a foreign language.
- ◆ SOW: Would you like a nice cake with three candles for your party?
PIGLET: I'd rather have three cakes and one candle.
- ◆ A man was driving down the road in the country. He looked over and saw a baby pig in a field. He stopped and picked up the pig. A short while later he is driving around town with the pig in the car and a cop sees him and pulls him over. The cop says, "Hey, what are you doing with that pig in the car?" The driver says, "Well, I just found the pig beside the road in the field." The cop says, "I don't care, I want you to take that pig to the zoo!" The driver agrees and drives off. The next day the cop sees the guy driving around again and pulls him over. "WHAT ARE YOU DOING? I THOUGHT I TOLD YOU TO TAKE THAT PIG TO THE ZOO!!!" The driver replies, "Well I did take the pig to the zoo. We had such a good time we're going to the ball game now."
- ◆ A farmer walks into a pub with a pig under his arm. "Why have you got a pig under your arm?" asks the bartender. "This isn't just any old pig," the farmer says, "This pig has twice saved my

life. So, just to be on the safe side, I carry him about everywhere with me." "Oh really?" says the bartender, incredulously. "Yes," replies the farmer. "Once I fell into the river and this pig jumped in and dragged me to the bank. Another time my house caught fire and he ran in and saved me...and also the wife and the kids." As the farmer is talking the bartender can't help noticing that the pig is missing a leg. "In which of those accidents did the pig lose its leg?" he asks. The farmer replies: "Neither. An animal like this you don't eat all at once."

- ◆ A pig walks into a bar and asks for 3 glasses of Coke, he drinks and drinks and drinks and when he's finished he asks the bartender where the bathroom is. The bartender tells him it's down there on the left and the pig goes off to the bathroom. Then a second little pig walks in and asks for 10 glasses of Coke, he drinks and drinks and drinks and when he's finished he asks the bartender where the bathroom is. The bartender tells him it's down there on the left and the pig goes off to the bathroom. Then another little pig comes in and asks for 100 glasses of Coke, he drinks and drinks and drinks and drinks. The bartender says "Aren't you going to ask where the bathroom is?"
The pig say "No, I'm the little pig that goes wee wee wee all the way home."



HOUSTON LIVESTOCK SHOW & RODEO

Photo Opportunities




DEWBERRY FARM



HONEYSUCKLE HILL FARM

A Great Idea

The image below demonstrates a photo opp at Vala's Pumpkin Patch. A large sign (on the left) stands vertically and guests are able to get their photo standing in front of it, holding a rope. When they develop their photo and turn it sideways (on the right), it looks as if they are being pulled along by a racing pig. What a fun and creative keepsake!



Field Trips

Your pig races can be an excellent field trip activity for school groups, so you should make a point of contacting your local and regional school districts to let them know about the educational benefits of visiting your farm and attending one of your Pig Race events. Besides increasing your weekday attendance, field trips also generate excellent word-of-mouth, with students often returning with their families in tow.

In order to make your pig race an attractive field trip opportunity, you will need to incorporate some educational content into those presentations...in a fun, entertaining, and audience-interactive way, of course. This can be accomplished by dropping some interesting facts about pigs (and any other animals you might be racing) into the show.

FIELD TRIP FACTS

When presenting the race to a field trip group, you can increase the educational value of the experience by dropping a few of these “factoids” into your show spiel in appropriate spots.

From <http://en.wikipedia.org> (search: “Pig”)

- ◆ There are approximately 2 billion domestic pigs on the planet.
- ◆ Pigs primarily eat corn, barley, oats or wheat. Water is the most important part of a pig's diet. 1/2 to 2/3 of a pig's body is made up of water.
- ◆ Baby pigs are called “piglets.” A litter of piglets generally includes 6-12 piglets.
- ◆ Pigs are the 5th most intelligent beings on the planet, behind humans, monkeys, dolphins and whales. It is easier to teach tricks to pigs than to dogs.
- ◆ The most popular breeds of pigs are hampshire, duroc, and hampshires.
- ◆ Pigs usually live up to 15 years and have 44 teeth.

http://www.michigan.gov/mda/0,1607,7-125-2961_2971-72781--,00.html

- ◆ Pigs are an important source of foods such as ham, bacon, and pork chops.
- ◆ Fertilizers, glass, china, floor wax, crayons, medicines, and chalk are made using pork by-products.
- ◆ Physiologically, pigs are very similar to humans in several respects. Their heart and other organs function much as ours do. This means that if a drug works on a pig, it will very likely also work on a human. Some parts of pigs are also used for transplants to humans, such as heart valves and skin.

From <http://en.wikipedia.org/> (search: “List of Fictional Pigs”)

There have been a lot of pigs in movies and literature. Here are just a few:

- ◆ Babe - the “sheep pig” in the book (and movie) Babe
- ◆ Napoleon - in George Orwell's Animal Farm
- ◆ Piglet - in A.A. Milne's Winnie the Pooh books (and the Disney cartoons)
- ◆ Wilbur - in E.B. White's Charlotte's Web
- ◆ The Three Little Pigs - in the story of the same name
- ◆ Hamm - the piggy bank in the Toy Story movies



SEWARD FARMS

Extra Piggy Phrases



UNDERWOOD FAMILY FARMS

Although the actual race lasts only a few seconds, you may have the opportunity to blurt out a line or two of “color commentary” before the pigs complete the race circuit. If so, here are a few phrases that might come in handy:

- ◆ Must have pulled his hamstring!
- ◆ I never sausage a fast pig!
- ◆ He's going whole hog!
- ◆ He's pigging out!
- ◆ They're on the ham stretch!
- ◆ They're running snout & snout!
- ◆ They're bunched up together like a ham sandwich!
- ◆ That one's falling behind like a missing link!
- ◆ Looks like he's trying to piggyback on the lead porker!
- ◆ What a road hog!
- ◆ Won by a snout!
- ◆ Won by a jowl!

A Great Idea

The photo below is the artwork from a banner used at Maris Farms in Buckley, WA. They have partnered with a local radio station to create a charitable promotion benefiting St. Jude's Children's Hospital. Guests are given the chance to “place bets” on their favorite pig and all proceeds benefit the charity. In exchange, Maris Farms receives considerable radio promotion at no cost.



The Technical Stuff

READY FOR SOME TECHNICAL TIPS? HERE WE GO!

- ◆ The pig barn should be 10'X16' with a 3' deck and 16' x 7' interior. Inside there should be a 2.5' walking path and four pens 3.5' x 3.5' (roughly). This is the minimum size - larger is more ideal.
- ◆ Your speaking performers should be equipped with wireless headset microphones and an amplification system. This will allow your presenters to communicate with each other while allowing your audience to better hear the spoken content.
- ◆ A separate handheld mic will allow the audience to hear any visitors who may be chosen out of the crowd.
- ◆ You can boost the showmanship of your Pig Race by using fun background music during the spiels and the actual races. You'll be amazed at what a difference the right music makes (try to imagine your favorite action movie without the musical soundtrack). Choose appropriate music (upbeat country/western or bluegrass seems to work well) but try to avoid music with sung lyrics for use during the spied section of the presentation, since you don't want to have your performer(s) to have to talk over someone singing. You can crank up the volume during the actual race, but be sure to keep it at a reasonable level during the spoken portions of the show. [IMPORTANT: Before playing any copyrighted music in your venue, be sure you have first secured the necessary rights to those songs by going through ASCAP and/or BMI.]
- ◆ Feed the pigs one large handful of grain per four pigs crumbled up with one cookie for each race (this is the motivational “reward” that will await the pigs in the barn at the end of the raceway). Following the final race of the day, go ahead and feed the pigs their normal daily requirement.
- ◆ Provide the pigs with a “free choice” of water at all times, dispensed through a nipple.
- ◆ If you have any questions, give us a call at 801-798-0596.



SEWARD FARMS

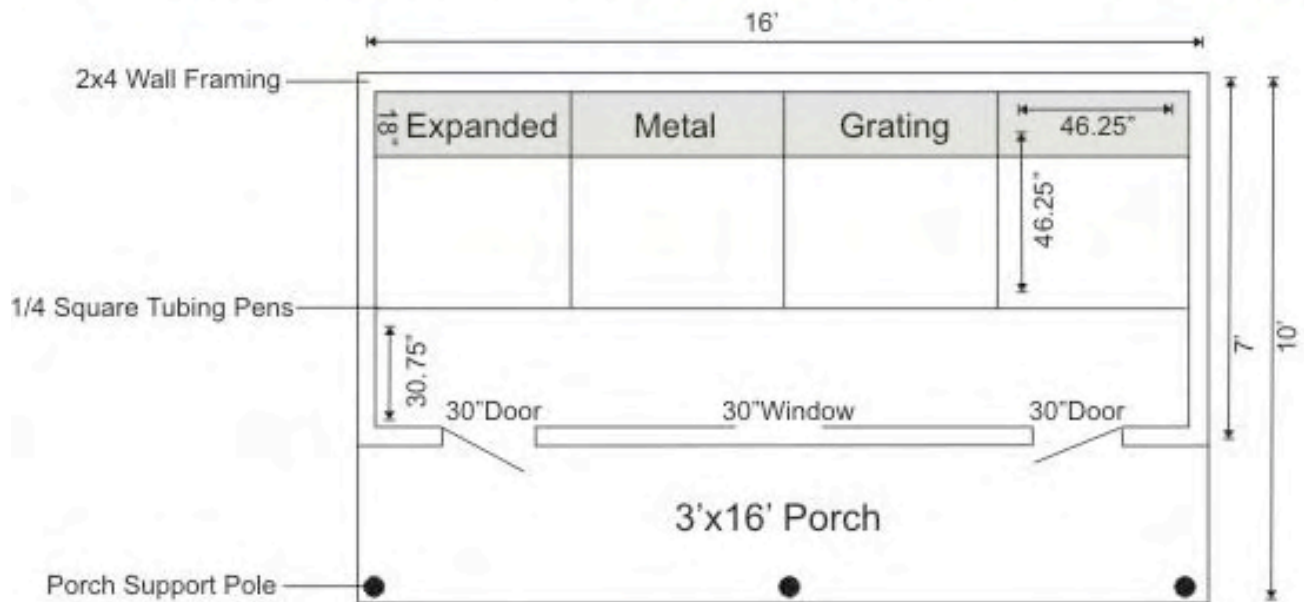


BISHOP'S PUMPKIN FARM

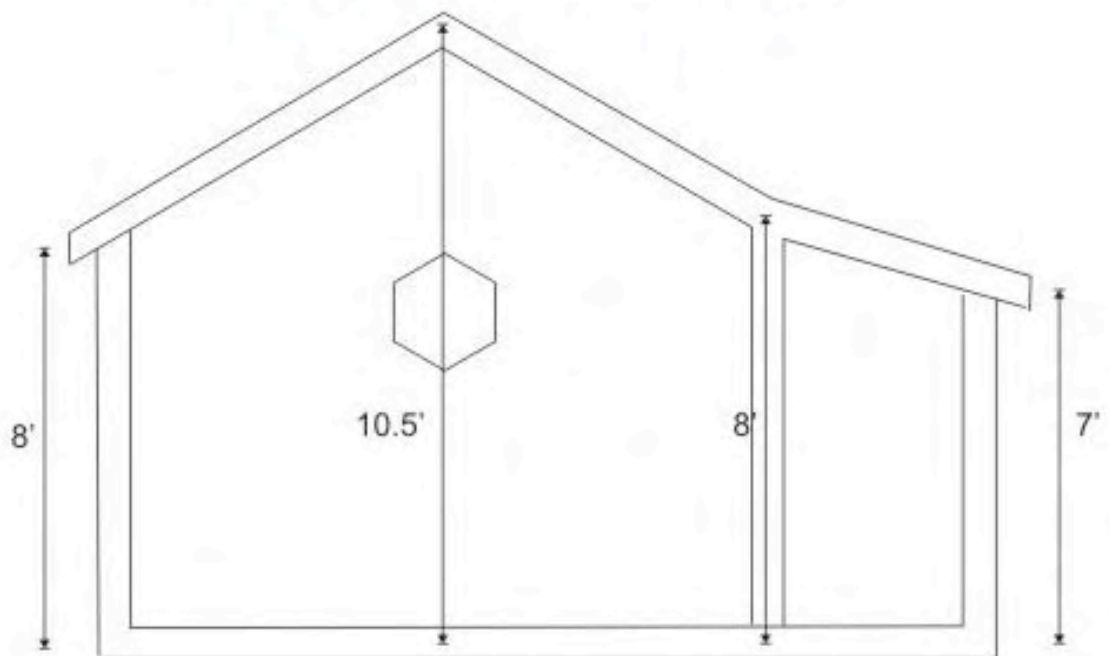
Sample Pig Building

These measurements are the minimum you'd want to use. Slightly larger would be even better.

Floor Dimensions



Side View



Sample Race Chutes

1. Cut (4) lengths of 1 ½" square tubing 48" long and (4) lengths of 1 ½" square tubing 30" long. Cut each end on 45 degree angles to eliminate holes for wasps and bees to nest.
2. Cut (10) lengths of 1 ½" square tubing 33 ½" long and (6) lengths of 1 ½" square tubing 27 ½" long. Make straight cuts on both ends.
3. Weld (2) of the 48" and (2) of the 30" pieces cut in step one together to form a rectangle. Tack each corner once square before welding all four corners.
4. Repeat step 3 with the remaining (2) 48" long and (2) 30" long pieces from step 1.
5. Measure and mark with soap stone 12" increments on both 48" long sides of the rectangle created in step 3.
6. Tack and weld each 27 ½" long square tubing pieces from step 2 at each of the marked 12" increments from step 5. Repeat this process on the remaining rectangle with the remaining 27 ½" sticks of tubing.

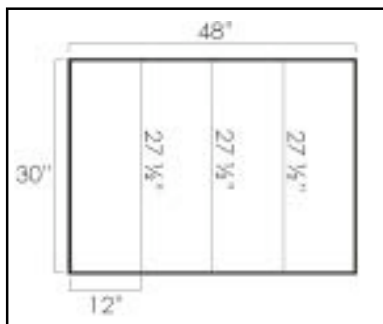


Figure 1

7. Lay the four sectioned metal rectangle flat on the ground and begin tacking a 33 ½" square tubing piece to each of the four corners of rectangle. Make sure they are all square as you tack them.
8. Place the second rectangle on top of the four upright legs from step 7. After it is square, then weld it together.
9. Tack each remaining 33 ½" square tubing pieces 12" apart from center to center on both sides of the cage.
10. Cut (5) rectangles of expanded metal 35" by 29" for the interior panels and sides of the chutes. On (3) of the sheets you will need to cut ½" square off each corner to allow perfect fit. Cut another rectangle which is 47" by 35" for the top of the chute.
11. Tack the (3) rectangles of expanded metal with the ½" cuts off each corner on inside of the cage and the (2) 35" by 29" rectangles on the outside of the cage. Then take the 47" by 35" sheet to the top.

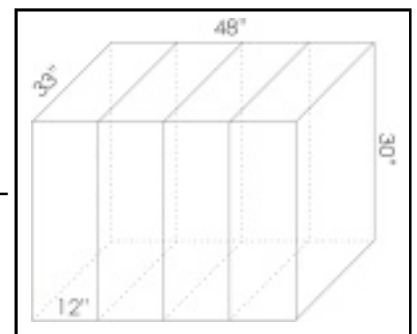


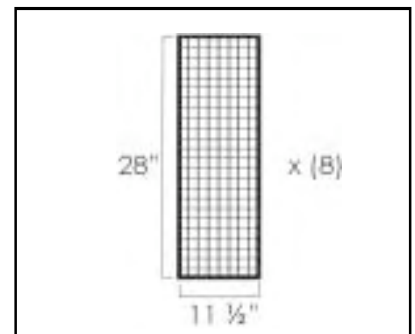
Figure 2

Race Chutes cont.

Building Doors for Chutes

12. Cut (16) lengths of 1 1/2" square tubing 11 1/2" long and (16) lengths of 1 1/2" square tubing 28" long. Cut each end on 45 degree angles.
13. Weld (2) of the 11 1/2" and (2) of the 28" pieces cut in step one together to form a rectangle. Tack each corner once square before welding all four corners.
14. Repeat step 13 until all (16) of the 11 1/2" and (16) of the 28" pieces are gone. You should end up with 8 rectangular doors.
15. Cut (8) rectangles 10 1/2" by 27" and weld one on each of the doors from step 14.
16. Measure and mark with soap stone or center punch 5/8" from the left side of the door on top and bottom of each door.
17. Drill a 7/16" hole at each of the marks from step 16 on all (8) doors.

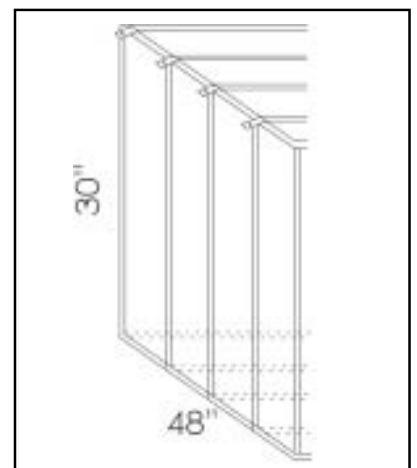
Figure 3



Attaching Doors and Hinges

18. Cut (8) pieces 2 3/4" long of 1 1/2" by 1 1/2" flat strap and (8) pieces 1 1/2" long.
19. Drill a 7/16" hole in the center and 5/8" from the end of each flat strap in step 18.
20. Measure 1 1/2" inches from the side with the hole and draw a line across each of the (8) cut pieces 2 3/4" long in step 18.
21. Weld each flat strap to the box created in step 9. Each strap should be welded where the cross members from step 9 meet the rectangle. The hole in the strap should overhang the cage, the line drawn in step 20 should act as a reference. (On the front side of the chute (4) straps 2 3/4" long should be welded to the top of the chute, (4) straps 1 1/2" long should be welded directly below 28 1/2". On the back side of the chute (4) straps 2 3/4" long should be welded to the bottom of the chute, (4) straps 1 1/2" long should be welded directly above 28 1/2".
22. Use a 3/8" bolt and self-locking nut to connect the doors from step 14 to the hinges in step 21. Place (2) 3/8" washers between the hinge and the door on both top and bottom. (Do not over tighten nuts otherwise doors will not swing freely).

Figure 4



Race Chutes cont.

Door Latches and Mechanism

23. Cut (6) pieces 5" long of 1" by 1/2" flat strap, (1) 40" long, (1) 60" long.

24. Heat and bend (4) of 5" long pieces in a shape similar to the number "5" without the top.

25. Weld a 2" long 3/8" bolt to the (4) latches shaped like a "5" on the side missing its top as shown in figure 5.

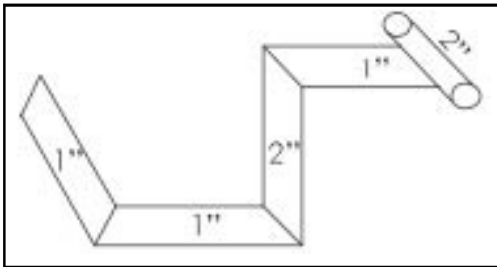


Figure 5

26. Place a 1/2" nut on the 3/8" bolt on each side of the strap and weld to the side of the frame at edge of the door. Repeat for each of the four doors on the back side of the chute.

27. Drill a 7/16" hole in the center of the 1 1/4" flat strap 2" from the left side of the strap. Finish drilling a 7/16" holes 12" apart from the first hole until you have reached the end. Drill an additional hole 1" left of 3rd hole drilled.

28. Close all four doors on the front of the chute. Place the 40" long strap with the (5) 7/16" holes on the doors positioning it 1" from the right corner of the furthest door on the left.

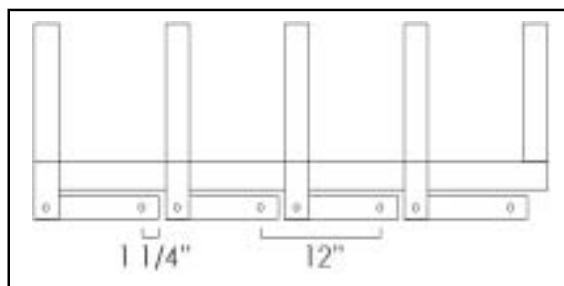


Figure 6

29. Drill 7/16" holes through the 1" square tubing penetrating through the tubing using the flat

strap as your guide. The (5th hole) from step 28 does not to be drilled through the tubing.

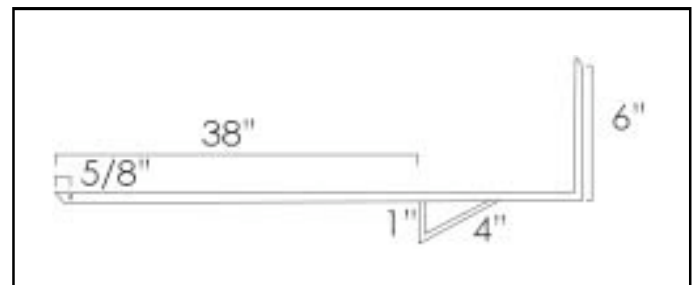
30. Connect the doors to the slider with a 3/8" by 1 3/4" long bolt. Use (2) 3/8" washers between the doors and slider. Fasten a 3/8" self locking nuts, do not over tighten.

31. Drill a 7/16" hole 5/8" from either side of the 1" by 60" flat strap. Bend the opposite side from the hole at a 90 degree angle 1' from the end.

32. Weld one of the 5" long 1" flat strap pieces perpendicular to the handle 38" from the end of the strap on the side with the 5/8" hole.

33. Measure down 1" from the 5" strap in step 32 and bend towards the handle to form a triangle with the 60" long strap.

Figure 7



34. Attach the handle to the slider in the remaining hole from step 28 with a 3/8" by 1" bolt. Place (2) 3/8" washer between the slider and the handle and gently secure with a 3/8" self lock nut.

35. Bend the remaining 1" flat strap in a "U" shape. Both sides of "U" should be 1" long and the center 2" wide.

36. Weld the "U" shaped strap to the top of the chute on the back side 14" from the left side of the chute.

Old Script

THE NEXT FEW PAGES CONTAIN SCRIPT IDEAS COMPILED FROM SEVERAL FARMS. MANY OF US HAVE BEEN DRAWING FROM SOME VERSION OF THIS OVER THE YEARS AND IS AN ADDITIONAL RESOURCE TO THE NEWLY-WRITTEN SCRIPT PROVIDED EARLIER IN THIS GUIDE.

Introduction: Host says "Pinch yourself folks, you're at "The Pork Chopville Raceway", my name is "Boss Hog" (your funny name ex: Cornbelly Bob, Makin' Bacon, etc.) and this is my cousin "Budrow" (another funny name ex: Hambone, Tibido, Rosco Pork Chop, etc.) he's from the University of Swinology, majoring in Campus Wildlife and Pig Latin." Budrow says, "We're the Swino Cousins."

Host says, "We need a lovely lady as a volunteer to come down and help us out" (A mom or a teacher is invited to come down to the front).

Host says, "Who knows what kind of language pigs speak?" (wait for a few responses) "Pig Latin! In order for these pigs to put on a spectacular show for ya all, one of these fine fellers needs a warm welcome, he's a real cutie too and famous! His name is Kevin Bacon. Kevin would like a smack on the snout from Sweet _____ (volunteer's name) and he will go back and tell his other swino brothers and piglet sisters how woonderful it was. Pigs actually do talk to one another; their favorite thing is to tell pig tails to one another." (Meanwhile Budrow brings a pig out in his arms with a gas mask on and puckers up to the volunteer with his eyes closed waiting for a kiss). "Not you Budrow, the pig! Okay Sweet _____ (volunteers name) now's your chance to make your husband jealous, pucker up." (Ask the crowd to cheer her on for encouragement. Have your Polaroid camera ready to snap a picture of her kissing the pig. Present her with the picture and a pig nose and have her try it on. Have the crowd give her a big round of applause. This will be a highlight of the show, I promise).

Host says, "Folks, these Stars are put through a

real intensive training program here at the Pork Chopville Raceway, Budrow and I race these here pigs around the track each day, this is called "The Makin Bacon Lean Cuisine Style" or just simply giving our cookie eatin' buddies a little daily exercise or work out. How many of you folks love cookies?" (Surprising slight pause) "Folks you're a lot like pigs, or (pause) pigs are a lot like us, or somethin' like that. Pigs love to pig-out and they have a sweet tooth just like my cousin Budrow, when the pigs race around the track we have an oreo cookie (or chocolate milk) waiting for each one of them in the barn, that's what makes them run real fast." (Meanwhile; Budrow is running around the track with his arms up in the air celebrating like He is the Champion Racer) "Budrow what in the tarnation are you doing", Budrow says, "I'm running for a cookie." Host says, "Those are for the pigs, Budrow!" Budrow says, "Oh, Okay!" (He looks sad)"

(Budrow gets first set of pigs in their chutes while Host entertains.)

Host says, "Are we ready to rumble and race some pigs?" (Get the crowd excited) "I need four volunteers to be my Hog Cheering Squad." (pick four little kids to come down to the front rail) "Each one of you will stand in front of a colored handkerchief that is tied to the fence; this color matches the one around the pig's neck you will be rooting for. The louder you scream, the faster your pig will run. You might even want to get your friends and family to help you holler."



MARIS FARMS

Old Script - cont.

GROUP #1

"This First group is the Daily Market Special":

1. Makin' Bacon
2. Lean Cuisine
3. Not A Hot Dog
4. Ham'n Eggs
5. Sausage Muffin
6. Pork Chop
7. No Cholesterol

(Host presents a pig nose to winner and a spider ring to all volunteers, thanks them with a big applause as they return to their seat and asks for four more volunteers)

(Budrow gets second set of pigs in their chutes while Host entertains.)

Host says, "We had an accident earlier today: Kermit the Hog bumped into Mrs Piggy and she went over the fence rail. There were pork chops and spareribs all over the crowd and we had to call a hambulance and 12 Pigamedics. We even had to pass some oinkment around." Budrow says, "Hey that's not funny! Do you know how to call pigs on the telephone Boss Hog?" Host says, "How?" Budrow says, "Soo-Weeeeeee!"

GROUP #2

"This next group of hogs are all the way from sunny California, they're Movie Stars."

1. Arnold Snortzon Hogger
2. (The Duke)John Swiayne)
3. Sylvester Styloin
4. Leonardo de Pignose
5. Jean Claude Van Ham
6. Kevin Bacon

(Host presents a pig nose to winner and a spider ring to all volunteers, thanks them with a big applause as they return the their seat and asks for four more volunteers)

(Budrow gets third set of pigs in their chutes while Host entertains.)

Host says, "Folks my cousin Budrow was driving through the country (or red neck area in your area) and happened to spot a pig with a peg leg. Well he hadn't ever seen a pig with a peg leg before, so he hits the brakes to take a closer look. He was so excited that he knocked on the farmer's door and asked if that pig really had a peg leg. The farmer replied, "He sure does, he is one special pig we like to keep around." Budrow replied, "Why is he so special" The farmer told him how one night there was a fire in the house and that pig woke them up and chased them out of the house and saved his family's life. Budrow still amazed says, "Wow, but how did he get the peg leg". The farmer says, "Well, a pig so special like that, I just don't have the heart to eat him all at once!"



DEWBERRY FARM

Part

9

Old Script - cont.

GROUP #3

"This next group are real famous, I'm sure you have seen them on TV."

1. Jay Swino
2. David Letterham
3. Magnum P.I.G
4. Boarbra Walters
5. Hellen Runt
6. Boss Hog
7. Rosco Pork Chop
8. Arsenial Hog

Budrow's Three-eyed Pig: Budrow says, "Has anyone ever seen a three-eyed pig." Host in disbelief says "A three-eyed pig there is no such a thing. Your crazy" Budrow says, "I promise, I promise, he is soo-wee-t! A real special pig, let me get him." Host says, "Who thinks Budrow is full of Hogwash? (Sternly) I hope this ain't another one of your jokes Budrow." (Budrow brings out a sign that say "Piiig" and shows the crowd) Host (disgustedly) says, "Oh boy, I knew it! I'm looking for some new help here on the farm, anybody looking for a job?"

GROUP #4

Famous Squeallers Pig Names

1. Swiniah Twain
2. Tim Pigraw
3. Faith Squeal
4. Squeally Neilson
5. Leanne Porkrines
6. Grunts and Roses

GROUP #5

Famous Cartoon Pigs (This could be Pigmy Goats)

1. Hamu the killer pig
2. Sweet Georgia Brown
3. Hogzilla
4. Kermit the Hog
5. Miss Piggy
6. One Hung too Low

GROUP #6

Famous Spoiled Hollywood Pigs (Potbelly pig race)

1. Paris Squealton
2. Lindsay LoHam
3. Jessica Swinson
4. Hamela Anderson



BISHOP'S PUMPKIN FARM

Thank the crowd for their participation and invite them to the next show.