



Customer Name: \_\_\_\_\_ Customer Initials: \_\_\_\_\_

## Trim Color

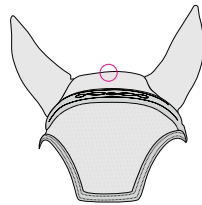


- ☐ Black ☐ Black Ostrich ☐ Red  
☐ Brown ☐ Green ☐ Navy  
☐ Custom \_\_\_\_\_

## Bonnet Type

- ☐ Regular  OR ☐ SilentFit™   
☐ HeadsUp 

## Location A: Lettering



### 1. Choose a Style:

- ☐ Serif ☐ Sans ☐ Script

### 2. Choose Up to 15 characters

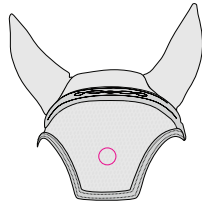
--	--	--	--	--	--	--	--	--	--	--	--	--	--	--

(Font size: 24PT)

### Lettering Shape

Letting only comes etched on a rectangular shaped everleather patch. The patch is 3" inches long by 3/4 inch high.

## Location B: Monogram, Custom Logo or EquiFit Logo



### 1. Choose Shape:

- ☐ Square (2.5"x2.5") ☐ Round (2.5" across) ☐ Diamond (2.5"x2.5")

### 2. Choose Patch:

- ☐ Double Everleather ☐ Single Everleather

Top Patch Color: \_\_\_\_\_

Bottom Patch Color: \_\_\_\_\_

### 3. Choose Monogram or Logo Style:

#### Monogram Style:

- ☐  ☐ 



#### Initials:

--	--	--

(first, last, middle)

#### Logo Style:

- ☐ EquiFit Embroidered Logo  
☐ Custom Logo

#### Custom Logo Submission Guidelines

☒ NOT ACCEPTABLE:  
Multi-colored, gradients

☒ ACCEPTABLE:  
Areas of solid color



## TO BE FILLED OUT BY EQUIFIT CUSTOMIZER

Date: \_\_\_\_\_

EF Sales Order #: \_\_\_\_\_

MT Sales Order #: \_\_\_\_\_

Prod. Order #: \_\_\_\_\_

Customer #: \_\_\_\_\_

Configuration Code: \_\_\_\_\_

Order Taken By: \_\_\_\_\_

Order Entered By: \_\_\_\_\_

## LOGO SUBMISSION GUIDELINES

**Single Color logo** (no gradients, drop shadows, textures or background colors).

**File types accepted** (.eps file (vector/ outlines), high resolution .jpg, (If using a .jpg, the size should be at least 3x3 inches at 300 dpi) or high resolution .pdf).

## NOTES:

### Ear Bonnet size and quantity

PONY  + HRS  + OVS  =