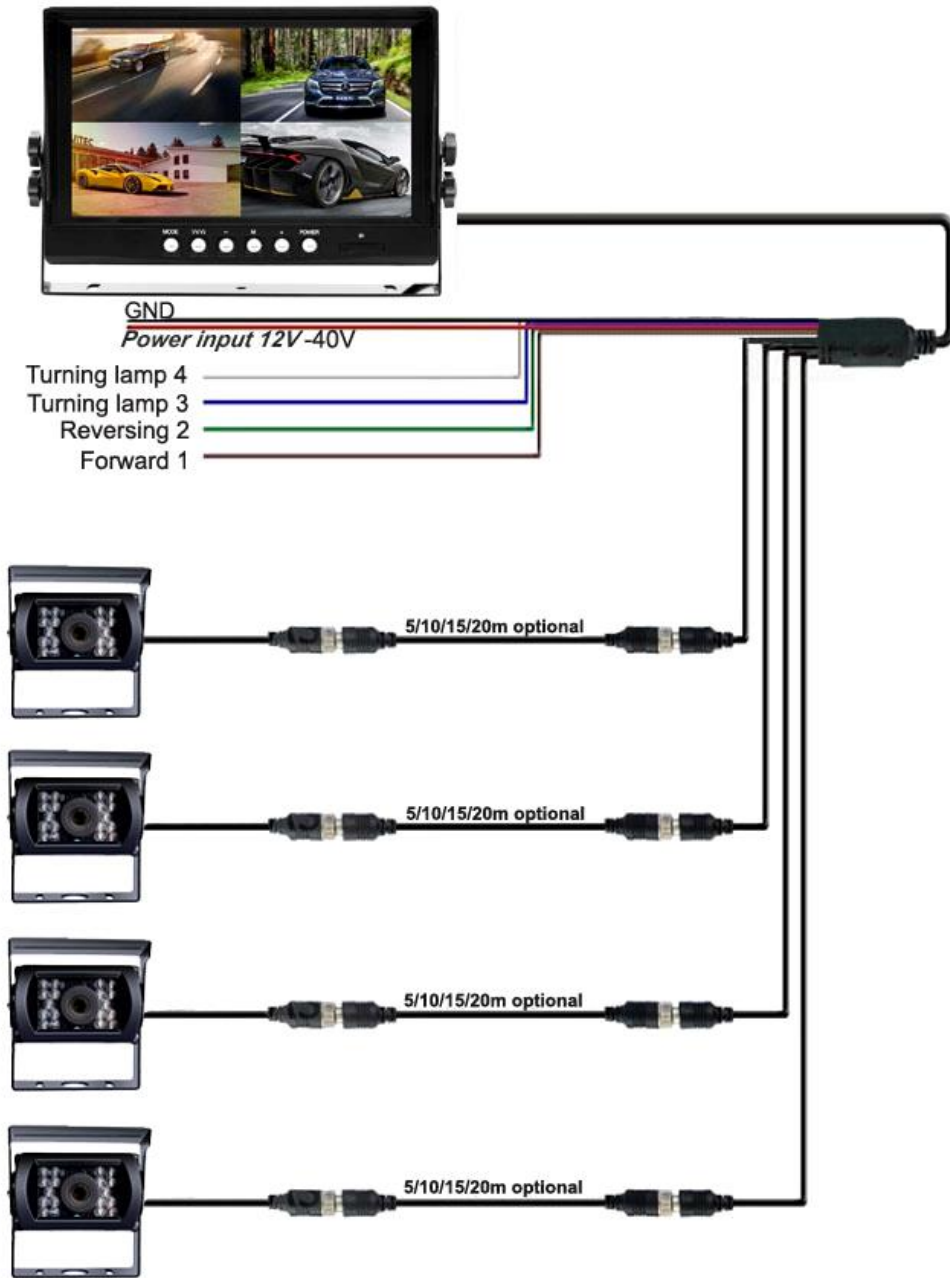


INSTALLATION DIAGRAM



2-4 4CH AHD DVR MONITOR

Operating Instructions



Remarks: connect ACC+Forward wire to positive, GND to negative to power on

Please read this manual thoroughly before operating the unit,

And keep it for further reference.









Function description

Appearance and function



- 1.mode: split display / DOWN in menu mode
- 2.V1V2: V1-V4 switch / UP in menu mode
- 3."-": select in menu mode
4. "M": Short press in the sub-menu is confirm key, long press is return key
5. "+": select in menu mode
- 6.power: power on/long press shut down; short press for "vivid/bright/standard/soft" mode
- 7.Infrared receiver



-  Power on/off
-  Brightness mode switch
-  Menu button
-  Return button
-  Up/down
-  Left/right
-  Split display switch button
-  full screen display
Rest button no function at present

Specification

Screen size	7 inch digital screen	9 inch digital screen
Resolution/System	1024RGB(H)x600(V)/PAL/NTSC	
OSD menu function	OSD menu	
Video inputs	four video input	
Brightness/Contrast	450cd/m ² /500:1	
Operating Temp.	-20°C-70°C	
Operating Voltage	DC12V-40V	
Password safety	User/administrator password	
Image format	CIF//D1/720P optional	
Date storage	256GB SD card	
Video display	Single/dual/quad image optional	
Audio	CH1, CH2,CH3,CH4 with audio input optional; audio with video record at same time;	
Operation system	remote control/keystroke	
Optional	RCA/4pin aviation connector; bracket optional	
Software update	The system can be updated by SD card	
Function	Built in quad,dual display, single screen video processor and SD card AHD DVR recorder	
Dimensions	(L)180*(W)120*(T)20mm	(L)231*(W)157*(T)26mm
Recording	4CH AHD720P need 4G/ hours, 4CH D1 need 1.8G/hour, 4CH CIF need 1.36G/hour	