



HIGH ENERGY ALTERNATOR REGULATOR

Did you know?
You Can Log Data In
The ARCO App



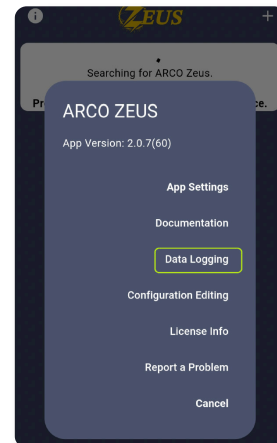


ARCO ZEUS LOG DATA IN THE APP

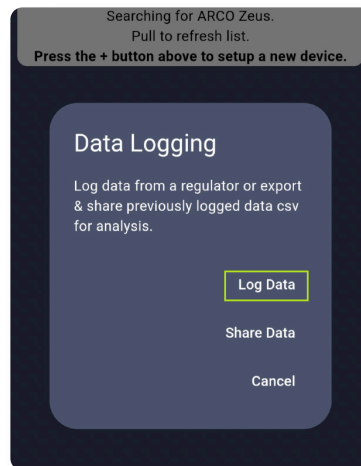
1. In the ARCO Zeus App, select the information icon in the top left corner.



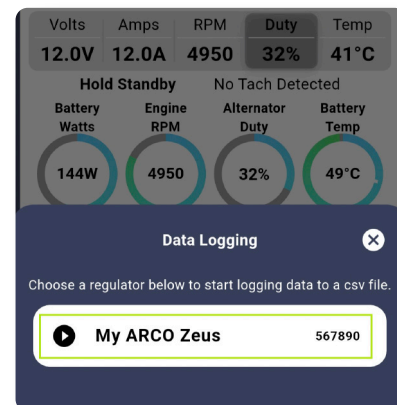
2. Select “Data Logging”.



3. To start acquiring data, select “Log Data.”



4. Select the name of your regulator as listed below. (If you have a multi-Zeus installation, both will be listed here.)

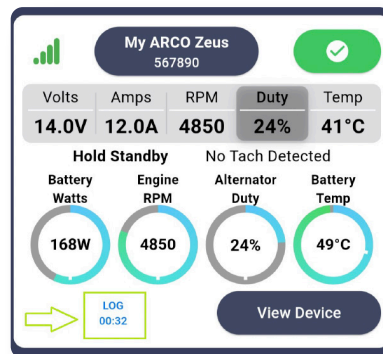




ARCO ZEUS LOG DATA IN THE APP

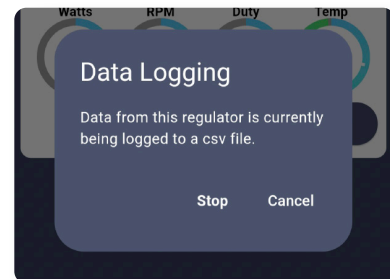


5. Once the Regulator is selected, a timer will be displayed in the bottom left corner indicating the duration of your data logging.



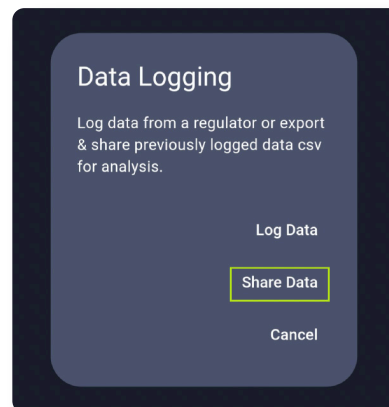
6. Once you have decided to end the Data Logging, select the log time (as shown in step 5) and you can Stop or Cancel.

*If you chose to **Stop**, then the log is saved to your phone. **If you chose **Cancel**, the log will continue.

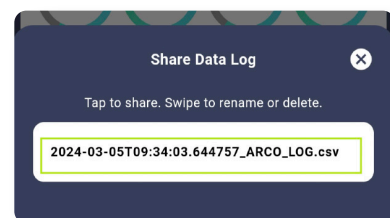


7. To share the log data that you have collected, perform steps 1 and 2 as listed above and then proceed to step 8.

8. Select “**Share Data**” from the menu.



9. Once you have selected the log (listed below) you can share via email, text, etc.



10. You are finished!