



HIGH ENERGY ALTERNATOR REGULATOR

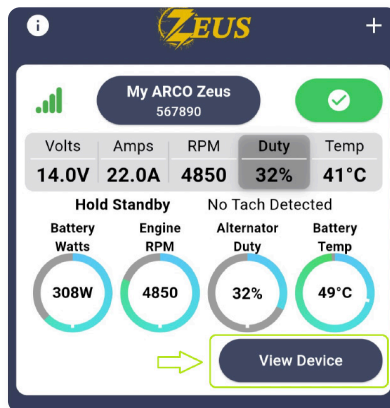
Did you know?
You Can Manually Change
Operating Modes





ARCO ZEUS CHANGE OPERATING MODES

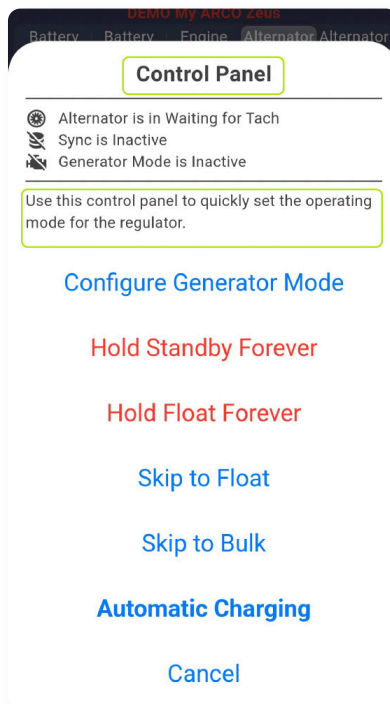
1. In the ARCO Zeus App, select “**View Device.**”



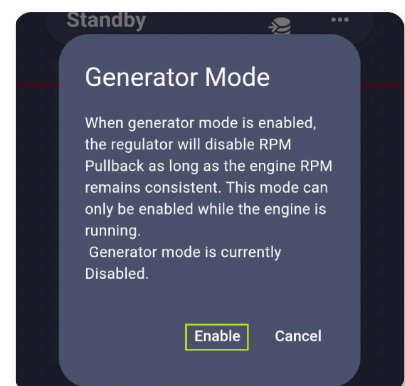
2. Select the three dots next to the Current Mode.



3. This will show the “Control Panel” screen which allows you to quickly set operating modes for Zeus. If you select a mode, the change will be immediate.



4. The dialogue box will vary depending on the previous state. Here, we are enabling “Generator Mode”.



5. You are finished!