



# PRODUCT CATALOG

**U  
S  
A**

EST. 1960  
**ARCO**  
MARINE

**EST.  
1960**

# 60 YEARS OF EXCELLENCE

## ARCO MARINE HAS BEEN THE LEADER IN OEM REPLACEMENT PARTS FOR 60+ YEARS

We are obsessed with manufacturing the highest quality, most reliable marine parts on the market.

---

## 6+ MONTHS OF PARTS IN STOCKS

ARCO guarantees the part you need, when you need it, in stock. We engineer and manufacture them from our Florida warehouse, giving us control over our production and inventory.

---

## TECHNICAL EXPERTISE.

Team ARCO is comprised of industry leaders and experts with decades of experience building – and improving – rotating electrical parts. No matter your trouble, our experts are on the line to advise.

---

## ARCO ASSURANCE WARRANTY



ARCO Marine delivers “peace of mind” to every end-user and professional installer. We do so by supporting our products with our industry-leading ARCO Assurance Warranty. With a return rate of less than ½ of 1%, you’ll likely never need it, but it’s there if you do.



# WHAT'S INSIDE



ABOUT ARCO	<b>3</b>
APPLICATION GUIDE	<b>4</b>
CHRYSLER/FORCE	<b>28</b>
HONDA	<b>36</b>
JOHNSON/EVINRUDE	<b>40</b>
MERCUISER	<b>64</b>
MERCURY MARINER	<b>78</b>
OMC	<b>118</b>
SUZUKI	<b>132</b>
VOLVO PENTA	<b>140</b>
YAMAHA	<b>156</b>
ADDITIONAL	<b>174</b>
UNIVERSAL	<b>184</b>
BATTERY ISOLATORS	<b>188</b>
QUICK REFERENCE	<b>190</b>



## LETTER FROM LEADERSHIP

### Dear Friends,

We are excited to build the most reliable products for you and your customers. For over 60 years, ARCO Marine has been providing solutions that are the best in class for quality and performance. We continue to build on our foundation by providing industry leading technical and warranty support to help you deliver the best service possible to your boat owner customers.

We believe reliability starts with a clear understanding of our purpose: Delivering Peace of Mind. To our employees, that means our leadership wakes up every day to serve our team and remove barriers to their success. To our dealers, we deliver peace of mind by taking no shortcuts, doing it right, and making quality assurance our top priority. To our distributors, we dedicate ourselves to high availability and fulfillment, supporting your dealers, and being an easy partner with which to grow.

Many new and existing boat owners have gone to the water in the last year. We believe they are looking for solutions that increase their enjoyment and ease the challenges of boat ownership. Our company continues to make significant investments in talent and technology to expand our product line to better serve your needs. As we move forward together, please don't hesitate to reach out and let me know how we are doing. I'll personally respond to you to understand how we can Deliver Peace of Mind for you and this great industry we serve.

My best,  
Jason

*Left to right:* **Ben Stoddard**, VP of Operations; **Jason Crawford**, President; **Bryan Ley**, Executive Vice President; **Pete Ross**, General Manager; **Marty Smith**, Director of Manufacturing; **Thomas "T.J." James**, Vice President of Sales



**ARCO** ENGINEERED

**ARCO** APPROVED

**ARCO** ASSURED

**ARCO** AMERICAN

It's that proven dependability that makes ARCO the trusted source for OEM quality or better alternators, inboard starters, outboard starters, and tilt/trim motors. Nearly 60 years ago, ARCO set the standard for marine engine parts by testing and retesting every unit manufactured beyond normal operating conditions so that we deliver the highest quality, most reliable parts available.

Complimenting ARCO's superior commitment to dependable starting and charging products and the best technical support available in the industry are ARCO's keys to quality.



### **ARCO IS PROUDLY BASED IN THE USA**

In fact, all ARCO product manufacturing, quality testing, warehousing, and fulfillment are handled in the U.S. - not many of our competitors can say that.



### **OEMS RELY ON ARCO PRODUCTS**

ARCO's products are manufactured and precision tested on-site to ensure every product that carries the ARCO label will perform at OEM specifications or better before it ever leaves our facility.



### **ARCO PRODUCTS ARE 5X MORE RELIABLE**

We're proud that our marine engine products are engineered and manufactured with precision quality, making them the most dependable in the industry.



### **ARCO PROTECTS CUSTOMERS WITH THE INDUSTRY'S BEST WARRANTY**

The most dependable marine engine parts are now backed by the industry's best warranty! Our new ARCO Assurance warranty program protects you, covering parts and labor on warranted products.



### **ARCO PRODUCTS SHIP NEXT DAY. GUARANTEED**

The industry-leading ARCO warehouse is stocked with a full year supply of inventory that is ready to ship out same day if the order is received before 2:30 pm.



# BRP/OMC INBOARD/STERN DRIVE

OMC Inboard/Stern Drive	Year	Starter	Starter Relay	Alternator	Tilt Motor	Trim Motor	Tilt/Trim Relay
110-150 HP	1964	30118 OR 30460	SW081	40112	N/A	N/A	SW081
120-200 HP	1965-1970	30118 OR 30460	SW622	40152	6209	N/A	SW622
120 HP	1971-1972	30118 OR 30460	SW622 (72 ONLY)	40152	6209	6211	SW774
120-165 HP/140 JET	1973-1978	30118 OR 30460	SW774	40152	6209	6211	SW774
120-230 HP/260 HP	1978-1981	30118 OR 30460	SW394	40152 20104 (81)	6204	6211	SW268
155-255 HP/245 JET	1972-1973	30118 OR 30460	SW622	40152	6209	6211	SW622
170-190 HP	1974	70100	SW394	40152	6209	N/A	SW774
170-190 HP	1974	70100	SW394	40152	6209	N/A	SW774
225-245/245-290 JET	1974-1976	30118 OR 30460	SW774	40152	6209	6214	SW774
250 HP	1979	70110	SW394	40152	6209	6214	SW268
2.5L-3.0L	1982-1983	30118 OR 30460	SW268	20104	6204	6211	SW268
2.5L-3.0L	1984-1986	30124 OR 30460	SW268	20104	6204	6211	SW268
2.3L	1987-1990	70116	SW394	60125	6206	N/A	SW268
3.0L COBRA	1987-1988	30124 OR 30460	SW268	60125	6206	N/A	SW268
3.0L COBRA	1989-1994	30124 OR 30460	SW268	60125	N/A	N/A	N/A
3.0L COBRA	1995-1998	30460	N/A	60125	N/A	N/A	N/A
3.0L OMC/VOLVO	1998	30460* 30470-A**	N/A	60070	N/A	N/A	N/A
3.8L	1981-1986	30119 OR 30460	SW268	20104	6204	6214	SW268
4.3L-5.7L COBRA	1986	30124* 30140**	SW268	20104	6206	N/A	SW268
4.3L-5.7L COBRA	1987-1988	30140 OR 30470-A	SW268	60125	6206	N/A	SW268
4.3L (262) KING COBRA	1989-1994	30140 OR 30470-A	SW268	60125	N/A	N/A	N/A
4.3L KING COBRA	1995-1998	30470-A OR 30433	N/A	60125	N/A	N/A	N/A
4.3 OMC/VOLVO	1998-UP	30470-A OR 30433	N/A	60070	N/A	N/A	N/A

\*USE WITH 12.75" FLYWHEEL

\*\*USE WITH 14" FLYWHEEL

OMC Inboard/ Stern Drive	Year	Starter	Starter Relay	Alternator	Tilt Motor	Trim Motor	Tilt/Trim Relay
5.0L-5.7L COBRA	1981-1986	30124 OR 30460	SW268	20104	6204	6214	SW268
5.0L-5.7L COBRA	1987-1988	30140	SW268	60125	6206	N/A	SW268
5.0L-5.8L COBRA	1989-1992	70116	SW394	60125	N/A	N/A	N/A
5.0L-5.8L COBRA	1989-1992	70116	SW394	60125	N/A	N/A	N/A
5.0L-5.7L KING COBRA	1989-1992	30140 OR 30470-A	SW394	60125	N/A	N/A	N/A
5.0L-5.7L KING COBRA	1996-1998	30470-A	N/A	60125	N/A	N/A	N/A
5.0L-5.7L OMC/VOLVO	1999-UP	30470-A	N/A	60070	N/A	N/A	N/A
370 KING COBRA	1988	30123 OR 30457	SW268	60125	6206	N/A	N/A
454/502 KING COBRA	1990-1993	30140 OR 30470-A	SW394	60125	N/A	N/A	N/A
460 KING COBRA	1988	70212	SW394	60125	6206	N/A	SW268
460 KING COBRA	1989-1990	70212	SW394	60125	N/A	N/A	N/A
7.4L	1995-1998	30470-A	SW394 (95 & 96 ONLY)	60125	N/A	N/A	N/A
7.4L OMC/VOLVO	1998-UP	30470-A	N/A	60125 60070	N/A	N/A	N/A
7.5L	1987	70212	SW394	60125	6206	N/A	SW268
3.2L DIESEL	1992-1993	N/A	SW268	60125	N/A	N/A	N/A
210 HP INBOARD	1970-1972	30118 (CW) 30129 (CCW)	SW622	40152	N/A	N/A	N/A
225 HP INBOARD	1973-1974	30118 (CW) 30129 (CCW)	SW622	40152	N/A	N/A	N/A
230-260 HP INBOARD	1975-1976	30120 (CW) 30123 (CCW)	SW774	40152	N/A	N/A	N/A
250 HP INBOARD	1970-1974	30118 (CW) 30129 (CCW)	SW622	40152	N/A	N/A	N/A
305-454 HP INBOARD	1977-1982	30120 (CW) 30123 (CCW)	SW268	40152	N/A	N/A	N/A

USE WITH 12.75" FLYWHEEL  
 \*\*USE WITH 14" FLYWHEEL



Chrysler/Force Outboard	Year	Starter	Starter Relay	Tilt/Trim Motor	Tilt/Trim Relay
25 HP	1989	5551	SW295 SW109	N/A	N/A
35-55 HP	1966-1977	5382	N/A	N/A	N/A
35 HP	1986-1991	5551	SW295 SW109	N/A	N/A
40 HP	1992-1994	5397	SW295	6276	R040 <i>USED WITH DESIGN I TILT MOTOR</i>
40 HP	1995-1999	5397 (95) 5394 (96-99)	SW295 (95) SW109 (96-99)	6255	R509
45-50 HP	1978-1982	5376	N/A	N/A	N/A
50 HP	1964-1966	N/A	N/A	N/A	N/A
50 HP	1984-1990	5382	N/A (84-89) SW295 (90)	N/A	N/A
50 HP	1991	5382	SW295	6276	R509
50 HP	1992-1994	5397	SW295	6276	R040 <i>USED WITH DESIGN I TILT MOTOR</i>
50 HP	1995-1999	5397 (95) 5394 (96-99)	SW295 (95) SW109 (96-99)	SW295 (95)	SW109 (96-99)
70-140 HP	1978-1979	5393	SW295	6216	SW295
70-150 HP	1966-1972	5393	SW295	6216	SW295
70 HP	1991-1995	5393	SW295	6276	R040 <i>USED WITH DESIGN I TILT MOTOR</i>
75-90 HP	1977-1981	5393	SW295	6216	SW295
75 HP	1982-1984	5393	SW295	6216	SW295
75 HP	1996-1999	5393	SW295 SW109	6276	R151 (96-97)
85 HP	1983-1986	5393	SW295 SW109	6216 (83-84)	N/A
85 HP	1987-1989	5393	SW109	N/A	R040
85 HP L DRIVE	1989-1992	5393	SW109	6231	R040
90 HP	1982-1986	5393	SW295	6216	SW295
90 HP	1987-1990	5393	SW295	N/A	R040
90 HP	1991-1994	5393	SW295	6276 (DESIGN II)	R040 <i>USED WITH DESIGN I TILT MOTOR</i>
90 HP	1995-1999	5393	SW295 SW109	6274 (DESIGN I) 6276 (DESIGN II)	SW097 <i>USED WITH DESIGN I 3 WIRE MOTOR</i> R151 (1996-1997)

\*O.E. PART NUMBER NEEDED FOR CORRECT REPLACEMENT

\*\* FITS ARCO STARTER ONLY



Chrysler/Force Outboard	Year	Starter	Starter Relay	Tilt/Trim Motor	Tilt/Trim Motor
90-120 HP JET	1993-1999	7325	SW295 SW109	N/A	N/A
105-135 HP	1976-1977	5393	N/A	6216	SW295
105-150 HP	1973-1975	5393	N/A	6216	SW295
110-140 HP	1978-1986	5393	N/A	6216	SW295
120-150 HP	1987-1989	5393	SW295	N/A	R040
120 HP	1990-1994	5393	SW295	6276 (DESIGN II,III)	R040 (USED WITH DESIGN I TILT MOTOR)
120 HP	1995-1999	5393	SW295 SW109	6274 (DESIGN I) 6276 (1996-UP, DESIGN II)	SW097 (USED WITH DESIGN I, 3 WIRE MOTOR) R151 (1996-1997)
120 HP L DRIVE	1989-1992	5393	SW109	6231	R040
150 HP	1989-1994	5393	SW295	6276 (DESIGN II,III)	R040 (USED WITH DESIGN I TILT MOTOR)



## JOHNSON EVINRUDE

Johnson/Evinrude Outboard	Year	Starter	Starter Relay	Rectifier	Tilt/Trim Motor	Tilt/Trim Relay
9.9/15 HP	1977	5369	SW622	AR104	N/A	N/A
9.9/15 HP	1978-1992	5369	SW340 (78-83)	AR104	N/A	N/A
9.9/15 HP	1993-2000, 2005	5361	SW580	N/A	N/A	N/A
8/9.9 HP 4 STROKE	1997-1998	5369	N/A	N/A	N/A	N/A
9.9/15 HP 4 STROKE	1997-2000	5368	N/A	N/A	N/A	N/A
15 HP E-TECH	2011-2014	5358	SW595	N/A	6248	R767
20/25/30/35 HP	1977-1987	5376	SW622	AR104	N/A	N/A
20/25 HP	1988	5376	SW622	AR104	N/A	N/A
20/25/30 HP	1989-1991 1993-1996	5390 (89-91) 5376 (93-96)	SW622	AR104	N/A	N/A
20/25/30 HP	1992	5376* 5390*	SW622	AR104	N/A	N/A
25/30 HP	1997-2005	5376	SW622	AR104	N/A	N/A
25/35 HP 3 CYL	1996-2000	5398	SW622	N/A	6242	R473
25-30 HP E-TEC	2009-UP	5358	SW590 SW595 (10-UP)	N/A	6248	R767

\*O.E. PART NUMBER NEEDED FOR CORRECT REPLACEMENT

\*\* FITS ARCO STARTER ONLY



# JOHNSON EVINRUDE

Johnson/Evinrude Outboard	Year	Starter	Starter Relay	Rectifier	Tilt/Trim Motor	Tilt/Trim Relay
28 HP	1986-1988, 1993-1996	5376	SW622	AR104	N/A	N/A
28 HP	1989-1992	5390	SW622	AR104	N/A	N/A
30/35 HP	1984-1987	5376	SW622	AR104	N/A	N/A
30/35 HP	1988	5376* 5390*	SW622	AR104	N/A	N/A
40 HP	1984-1985	5371	SW622	AR104	N/A	N/A
35/40/50 HP	1986-1988	5371	SW622	AR104	N/A	N/A
25/40/50 HP	1989-1995	5389	SW622	AR104	6243	R473
35 JET	1992-1997	5389	SW622	AR104	6242	R473
40/50 HP	1988	5371	SW622	AR104	N/A	N/A
40/50 HP	1996-2005	5389	SW622	N/A	6242 (96-04)	R473
40-50-55 EVINRUDE E-TEC	2004-UP	5358	SW622 (04-05) SW595 (10-UP) SW590 (06-09)	N/A	6248	R767
45/55 HP	1988-1990	5371	SW622	N/A	N/A	N/A
48HP	1987-1989	5371	SW622	AR104	N/A	N/A
48/50 HP	1990-1996	5389	SW622	AR104	6242	R473
50/55 HP	1977-1985	5371	SW622	AR103 (77) AR104	N/A	SW340
50/60 HP TTL	1997-1998	5370	SW622	N/A	6244	R473
50/60/70 HP	1997-1998	5370	SW622	N/A	6241	R473
60 HP	1980-1985	5371	SW622	AR104	N/A	N/A
65 HP	1984-1985	5370	SW622	AR103	N/A	SW340
60/65 HP	1986-1990	5370	SW622	AR103	6220	R473
60/65 HP	1991-1993	5370	SW622	AR103	6220 6241 (TTL MODELS)	N/A
65 HP COMMERCIAL	1999-2000	5370	SW622	N/A	N/A	N/A
60 HP EVINRUDE E-TEC	2005-UP	5358	SW590 (05-09) SW595 (10-UP)	N/A	6248	R767
60/70 HP	1994-1996, 1999-2000	5370	SW622	N/A	6241	R473
70/75 HP	1977-1980	5370	SW622	AR103	6206 (80 ONLY)	SW340 (80 ONLY)
70/75 HP	1981-1993	5370	SW622	AR103	6220 6241 (TTL MODELS 92-93)	R473 (81-91)
70 HP	1999	5370	SW622	N/A	6241	R473

\*O.E. PART NUMBER NEEDED FOR CORRECT REPLACEMENT  
\*\* FITS ARCO STARTER ONLY

Johnson/Evinrude Outboard	Year	Starter	Starter Relay	Rectifier	Tilt/Trim Motor	Tilt/Trim Relay
75/90 HP EVINRUDE E-TEC	2004-2012	5358 (04-11)	SW590 (04-09) SW595 (10-UP)	N/A	6238 (04-05) 6247 (05-12)	R767
75/90/115 HP FFI	2000-2003	5363	SW730	N/A	6238	R473
75/90/115 HP	2003	5363	SW730	N/A	6238	R473
80 HP JET	1994-2000	5372 (94-97) 5399 (98-00)	SW622	AR104 (94-95) AR103 (96)	6220 (94-95) 6241 (96-00)	R473
85 HP	1994-1997	5372	SW622	AR104	6220	R473
85-115 HP	1969-1970	5372X	N/A	N/A	N/A	N/A
85-125 HP	1971-1972	5372X	N/A	N/A	N/A	N/A
85-115 HP	1977	5372	SW622	AR103	N/A	SW340
85-115 HP	1978-1981	5372	SW622	AR103	6206	SW340
85-115 HP	1982-1990	5372	SW622	AR103	6220	R473
85-115 HP	1991-1993	5372	SW622	N/A	6241	R473
85-112 HP	1994-1996	5372 5363	SW622	AR103	*6220 *6244	R473
90/100/115 HP	1994-1998	5372	SW622	AR103	6241 6244 (97 ONLY)	R473
90/115 HP 600 V4	1997-2000	5399	SW622	N/A	6241	R473
90/105/115 HP 600 V4	2003	5363	SW730	N/A	6238	R473
90/115 HP 600 V4 JOHNSON	2004-2006	5399	SW622	N/A	6238	R473
90/115 HP FFI	1999	5363	SW730	N/A	6238	R473
100/115 HP 600 V4 DIRECT INJECTION EVINRUDE	2004-2006	5363	SW730	N/A	6238	R473
115 HP/130 HP E-TEC EVINRUDE	2007-UP	5387	SW590 (07-09) SW595 (10-UP)	N/A	6238* 6247*	R767
100 HP COMMERCIAL	1997	5372	SW622	N/A	6244	R473
100 HP COMMERCIAL	1998-2000	5399	SW622	N/A	6241	R473
105 HP JET	1997-2000	5363	SW622	N/A	6241	R473
115 HP TURBO JET	1997	5372	SW622	N/A	N/A	N/A
120-140 HP	1985-1990	5386	SW622	N/A	6220	R473
120-140 HP 125ESX	1991-1993	5386	SW622	N/A	6241	R473
125 HP	1991-1993	5386	SW622	N/A	6220	R473
130 HP	1994,1997- 1999	5386	SW622	N/A	6241	R473
120/125/140 HP	1994	5386	SW622	N/A	6241	R473
135 HP	2000	5386	SW622	N/A	6241	R473
135 HP EVINRUDE	2003-2006	5363	SW730	N/A	6238	R473
135 HP FFI	2000-2002	5363	SW730	N/A	6238	R473
140 HP	1982-1984	5372	SW622	AR103	6220	R473
150-235 HP	1977-1981	5373	SW622	AR103	6206	SW340
150-235 HP	1982-1985	5373	SW622	AR103 (82 ONLY)	6220	R473
150/155/175 HP	1986-1991	5373	SW622	N/A	6220	R473

\*O.E. PART NUMBER NEEDED FOR CORRECT REPLACEMENT

\*\* FITS ARCO STARTER ONLY



# JOHNSON EVINRUDE

Johnson/Evinrude Outboard	Year	Starter	Starter Relay	Rectifier	Tilt/Trim Motor	Tilt/Trim Relay
150/175 HP	1992-2000	5363	SW622	N/A	6241	R473
150/175 HP	2003	5363	SW730	N/A	6238	R473
150/175 HP FFI	1997-1999	5363	SW730	N/A	6238	R473
150/175 60° V6	2003	5363	SW622	N/A	6238	R473
150/175 HP 60° V6 EVINRUDE	2004-2006	5363	SW730	N/A	6238	R473
150/175 HP 60° V6 JOHNSON	2004-2006	5363	SW622	N/A	6238	R473
150/175 HP EVINRUDE E-TEC	2007-UP	5387	SW590 (07-09) SW595 (10-UP)	N/A	6238	R767
185-300 HP	1990	5387	SW622	N/A	6220	R473
185-225 HP	1991-1993	5387	SW622	N/A	6241	R473
185/200 HP	1994	5387	SW622	N/A	6241	R473
200-225 HP	1995-1998	5387	SW622	N/A	6241	R473
200-300 HP	1986-1989	5387	SW622	N/A	6220	R473
200/225/250 HP	1995-2001	5387	SW622	N/A	6220 (250 HP 95-97) 6241	R473
200/225/250	2003-2004	5387	SW730	N/A	6238	R473
200/225/250 HP FFI	1999-2002	5387	SW730	N/A	6238	R473
250/300 HP	1991-1998	5387	SW622	N/A	6220 (91-93) 6244 (94-98)	R473
200/225/250DIRECT INJECTION	2004-2005	5387	SW730	N/A	6238	R473
200/225/250/300 HP EVINRUDE E-TEC	2005-2012	5387	SW590 (05-09) SW595 (10-UP)	N/A	6238	R767
1.6L V4 SEADRIVE	1983-1990	5372	SW622	AR103 (1983 ONLY)	6220	R473
1.8L V4 SEADRIVE	1987	5386	SW622	N/A	6220	R473
2.0L V4 SEADRIVE	1988-1990	5386	SW622	N/A	6220	R473
2.5L V6 SEADRIVE	1983-1986	5373	SW622	AR103 (1983 ONLY)	6220	R473
2.7L V6 SEADRIVE	1987	5387	SW622	N/A	6220	R473
3.0L V6 SEADRIVE	1988-1990	5387	SW622	N/A	6220	R473
3.6L V8 SEADRIVE	1987	5387	SW622	N/A	6220	R473
4.0L V8 SEADRIVE	1989-1990	5387	SW622	N/A	6220	R473

\*O.E. PART NUMBER NEEDED FOR CORRECT REPLACEMENT  
\*\* FITS ARCO STARTER ONLY



Model	Year	Serial Number	Starter	Solenoid	Alternator	Tilt/Trim hyd. Assy	Tilt/Trim Motor Only	Tilt/Trim Relay
120 GM L4	1964-1975	1666601-4469865	30119 OR 30460	SW661	20102 60050	N/A	6217 (70-75)	SW275
120 GM L4	1976-1982	4469866-6229717	30119 OR 30460	SW275	60050	N/A	6217	SW275
120/2.5L GM L4	1983-1989	6229718-OC853255	30119 OR 30460	SW058	60050	6275 6299-NLA	6217 6218	SW058
140 GM L4	1968-1981	2508261-6229717	30119 OR 30460	SW661 SW275	60050	N/A	6217 (70-81)	SW275
140/3. OL GM L4	1982-1989	6229718-OC856558	30119 OR 30460	SW058	60050	6275 6299-NLA	6217 6218	SW058
3.0L/3.OLX GM L4	1999-2000	OL097000-OM000691	30470-A** OR 30433	SW058	60050 (MANDO) 20810 (DELCO)	6275	6218	SW058
3.0L GM L4	2001-UP	OM000692-UP	30470-A** OR 30433	SW058	20810	6275	6218	SW058
165 MERC L4	1970-1981	2770032-5813433	30119 OR 30460	SW661 SW275	20104	N/A	6217 6218	SW275
165/3.7L MERC L4	1987-1989	OB434941-OC672299	30456	SW981	N/A	6275 6299-NLA	6217 6218	SW058
170 MERC L4	1985-1986	6916779-OB434940	30456	SW981	N/A	N/A	6217	SW275
180/3.7LX MERC L4	1987-1989	OB434941-OC672299	30456	SW981	N/A	6275 6299-NLA	6217 6218	SW058
190 MERC L4	1985-1986	6916779-OB436390	30456	SW981	N/A	N/A	6217	SW058
470 MERC L4	1976-1984	4208730-6916778	50143	SW981	N/A	N/A	6217	SW275
470 MIE MERC L4	1980-1981	5520115-6218036	30456	SW981	N/A	N/A	6217	SW275
485 MERC L4	1980-1984	5685394-6916778	30456	SW981	N/A	N/A	6217 6218	SW275
175/4.3L GM V6	1987-1992	OB527955-OD714106	30470-A	SW054	60050	6275 6299-NLA	6217 6218	SW058
185 GM V6	1983-1987	6330183-OB527954	30470-A	SW054	60050	N/A	6217	SW275
205 GM V6	1985-1991	OA331455-OD714369	30470-A	SW054	60050	6275 6299-NLA	6218	SW275 SW058
262 MAG EFI GM V6	1996-1997	OF803800-Ok999999	30470-A OR 30433	SW058	60060	6275	6218	SW058
4.3L/LX/H GMV6	1992-1997	OD714107-Ok999999	30470-A OR 30433	SW058	60055	6275	6218	SW058
4.3L/LH GM V6	1998-1999	OL010044-OL618999	30470-A OR 30433	SW058	20800	6275	6218	SW058
4.3L/LH GM V6	1998-1999	OL010044-OL618999	30470-A OR 30433	SW058	20800	6275	6218	SW058
4.3L GM V6	2000-UP	OL619000 UP	30470-A OR 30433	SW058	60055	6275	6218	SW058
4.3L EFI GM V6	1998-1999	OL012009-OL618999	30470-A OR 30433	SW058	20800 (DELCO) 60060 (MANDO)	6275	6218	SW058
4.3L EFI/MPI GM V6	2000 - 2002	OL619000-OM614999	30470-A OR 30433	SW058	60050	6275 6299-NLA	6218	SW058
4.3L CARB	2003-UP	OL615000-UP	30470-A OR 30433	SW058	20815	N/A	6217	SW058

\*USE WITH 12.75" FLYWHEEL

\*\*USE WITH 14" FLYWHEEL



Model	Year	Serial Number	Starter	Solenoid	Alternator	Tilt/Trim hyd. Assy	Tilt/Trim Motor Only	Tilt/Trim Relay
200 GM V8	1985-1986	6218462-OB525981	30119* 30470-A**	SW054	60050	N/A	N/A	SW058
200/5.0L GM V8	1987-1995	OB525982- OF600999	30470-A	SW058	60050	6275	6218	SW058
225 FORD V8	1973-1974	3385721-4176999	30456 OR 30457	SW981 SW661	60050	N/A	6217	N/A
888 FORD V8	1971-1977	3108723-UP	50169	SW981 SW394	60050	N/A	N/A	SW275
225 GM V8	1963-1966	1539620-2278646	30119 OR 30460	SW661	20102	N/A	N/A	N/A
225 MIE GM V8	1968-1969	2278647-2694014	30456 OR 30457	SW661	20102	N/A	N/A	SW058
228/230 GM V8	1977-1986	4765100-OB525981	30119* 30470-A**	SW054	60050	N/A	6217	SW058
228 MIE GM V8	1977-1980	4765100-5907057	30456 OR 30457	SW275	60050	N/A	N/A	SW058
230/5.0LX GM V8	1987-1995	OB525982- OF600999	30456 OR 30457	SW058	60050	6275 6299-NLA	6217 6218	SW058
230/5.0L MIE GM V8	1987-1988	5907058-OB788151	30456 OR 30457	SW054	60050	N/A	N/A	SW058
5.0L GM V8	1998-1999	OL015751- OL618999	30470-A OR 30433	SW058	60055	6275	6218	SW058
5.0L EFI	1998-1999	OL012052- OL618999	30470-A OR 30433	SW058	60060	6275	6218	SW058
5.0L EFI/MPI GM V8	2000-2001	OL61900- OM299999	30470-A OR 30433	SW058	20800	6275	6218	SW058
5.0L MPI	2001-UP	OM300000-UP	30470-A OR 30433	SW058	20800 20815	6275	6218	SW058
198 MIE GM V8	1977	4762210-6218461	30456 OR 30457	SW981	60050	N/A	N/A	SW275
898 GM V8	1977-1982	6218462-OB525981	30119 OR 30460	SW394	60050	N/A	6217	SW058
898 GM V8	1983-1984	4173000-4902304	30119* 30470-A**	SW054	60050	N/A	6217	SW275
233 FORD V8	1975-1977	4173000-4775784	50169	SW394	60050	N/A	6217	SW275
233 MIE FORD V8	1975-1976	2314301-2639854	30456 OR 30457	SW661	60050	N/A	N/A	N/A
250 GM V8	1968-1969	4768000-4908849	30456 OR 30457	SW661	20102	N/A	N/A	N/A
250 GM V8	1977	3258728-4175499	30119 OR 30460	SW394	60050	N/A	6217	SW275
255 FORD V8	1973-1974	3258728-4175499	30456	SW394	60050	N/A	N/A	N/A

\*USE WITH 12.75" FLYWHEEL

\*\*USE WITH 14" FLYWHEEL

Model	Year	Serial Number	Starter	Solenoid	Alternator	Tilt/Trim hyd. Assy	Tilt/Trim Motor Only	Tilt/Trim Relay
255 MIE FORD V8	1973-1974	4175500-4767999	30456 OR 30457	SW661	60050	N/A	N/A	N/A
255 GM V8	1975-1976	4175500-5907057	30119 OR 30460	SW275	60050	N/A	6217	SW275
255 MIE GM V8	1975-1980	4908850-6218461	30456 OR 30457	SW275	60050	N/A	N/A	N/A
260 GM V8	1978-1982	4908850-6218461	30119 OR 30460	SW394	60050	N/A	6217	SW275
260 GM V8	1982-1986	6218462-OB525981	30119* 30470-A**	SW054	60050	N/A	6217	SW058
260/5.7L GM V8	1987-1996	OB525982- OF600999	30470-A OR 30433	SW05 SW058	60050	6275 6299-NLA	6217 6218	SW058
260/5.7L MIE GM V8	1987-1995	5907058- OF746099	30456 OR 30457	SW054	60050	N/A	N/A	N/A
270 GM V8	1969-1972	2851074-3385720	30456 OR 30457	SW661	60050	N/A	N/A	N/A
280 TRS GM V8	1975-1976	4176250-4770199	30119	SW275	60050	N/A	6217	SW275
5.7 L/LX GM V8	1996	OF601000- Ok001526	30470-A OR 30433	SW058	60050	6275	6218	SW058
5.7L/LX GM V8	1997-UP	Ok001527-UP	30470-A OR 30433	SW058	60055	6275	6218	SW058
5.7L/LX EFI GM V8	1995-1996	OF225560 Ok001505	30470-A OR 30433	SW058	60055	6275	6218	SW058
5.7L L/LX EFI GM V8	1997	Ok001506 Ok999999	30470-A OR 30433	SW054	60060	6275	6218	SW058
5.7L EFI GM V8L	1998-1999	OL010035- OL618999	30470-A OR 30433	SW054	60060	6275	6218	SW058
5.7L EFI GM V8	2000-2001	OL619000- OM599999	30470-A OR 30433	SW054	60055 20800 20815	6275	6218	SW058
5.7L CARB	2003-UP	OM6000000-UP	30470-A OR 30433	SW058	20815	6275	6218	SW058
5.7L MIE GM V8	1994-1996	OF622151- Ok040306	30456 OR 30457	SW054	60050	N/A	N/A	N/A
5.7L MIE GM V8	1997-1999	Ok040307- OL618999	30457	SW058	60055	N/A	N/A	N/A
5.7L MIE GM V8	2000-2001	OL619000- OM299999	30457 30459	SW058	60055 20800 20815	N/A	N/A	N/A
5.7L MIE GM V8	2002-UP	OM317000 UP	30459	SW058	20815	N/A	N/A	N/A
5.7L MIE EFI GM V8	1997	Ok040300- Ok999999	30457	SW054	60060	N/A	N/A	N/A
5.7L SKI GM V8	1985-1995	OA338533- OF775199	30470-A	SW054	60050	6275 (1990 -UP)	6218 (1990 -UP)	SW058
5.7L SKI GM V8	1996	OF775200- Ok040003	30470-A OR 30433	SW058	60050	6275	6218	SW058
5.7L SKI GM V8	1997	Ok040004- Ok999999	30470-A OR 30433	SW058	60055	6275	6218	SW058
5.7L SKI GM V8	1998-2001	OL002005- OM316999	30470-A OR 30433	SW058	60055 20800 20815	6275	6218	SW058
5.7L SKI CARB	2002-UP	OM317000-UP	30470-A OR 30433	SW058	20815	N/A	N/A	N/A

\*USE WITH 12.75" FLYWHEEL

\*\*USE WITH 14" FLYWHEEL



Model	Year	Serial Number	Starter	Solenoid	Alternator	Tilt/Trim hyd. Assy	Tilt/Trim Motor Only	Tilt/Trim Relay
350 MAG GM V8	1986-1996	OA635178- Ok0015206	30470-A	SW054 OR SW058	60055 6275	6275	6218	SW058
350 MAG V8	1997	Ok001527- Ok999999	30470-A OR 30433	SW058	60065	6275	6218	SW058
350 MAG EFI-MPI V8	1995-1996	OF415189- Ok001500	30470-A OR 30433	SW054	60065	6275	6218	SW058
350 MAG EFI-MPI V8	1997-1998	Ok001501- OL618999	30470-A OR 30433	SW054	60060	6275	6218	SW058
350 MAG MPI	1999-2002	OL619000- OM599999	30470-A OR 30433	SW058	60060 20800	6275	6218	SW058
350 MAG MPI	2003-UP	OM600000-UP	30470-A OR 30433	SW058	20815	6275	6218	SW058
350 MAG MIE-MPI V8	1998-2001	OL002008- OL678398	30457	SW054	60060	N/A	N/A	N/A
350 MAG MIE/MPI V8	2002-UP	OM310000	30459	SW058	20800 20815	N/A	N/A	N/A
350 MAG SKI GM V8	1991-1997	OD505450- Ok999999	30470-A OR 30433	SW054 OR SW058	60050 60055 <i>(1997)</i>	6275	6218	SW058
350 MAG SKI EFI	1994-1997	OF215561- Ok999999	30470-A OR 30433	SW054	60065	6275	6218	SW058
350 MAG SKI MPI	1995-1996	OF350583- OF799999	30470-A OR30433	SW058	60065	6275	6218	SW058
350 MAG SKI MPI	1998-2001	OL002600- OM310021	30470-A OR30433	SW054	60060	6275	6218	SW058
350 MAG SKI MPI	2002-UP	OM317000-UP	30470-A OR30433	SW058	20815	N/A	N/A	N/A
BLACK SCORPION	1996	OF800000- Ok040000	30470-A OR30433	SW054	60065	6275	6218	SW058
BLACK SCORPION	1997-2001	Ok040001- OL678036	30470-A OR 30433	SW058	60060 <i>(1997)</i> 20800 <i>(1998-UP)</i>	6275	6218	SW058
377 MCM SCORPION	1999-2000	OL416146-UP	30470-A OR 30433	SW099	60060	6275	6218	SW058
270 GM V8	1969-1972	2851074-3385720	30456 OR 30457	SW661	60050	N/A	N/A	N/A
300 TR GM V8	1985-1986	6668677- OB430367	30457	SW054	60050	N/A	6217	SW058
300 MR GM V8	1985-1986	6668677- OB430367	30119* 30470-A*	SW054	60050	N/A	6217	SW058
320 EFI GM V8	1987-1989	OA543604- OC622418	30470-A	SW054	60050	N/A 6275	6217 6218	SW058
325 GM V8	1970-1974	2761142-3780449	30456 OR 30457	SW661	60050	N/A	N/A	N/A
330 GM V8	1977-1981	4623115-6083144	30119	SW661 SW275	60050	N/A	6217	SW275
330 GM V8	1982-1987	6083145- OB816540	30457	SW054	60050	N/A	6217	SW058
330 MIE GM V8	1977-1980	4623115-6083144	30456 OR 30457	SW275	60050	N/A	N/A	N/A

\*USE WITH 12.75" FLYWHEEL

\*\*USE WITH 14" FLYWHEEL



Model	Year	Serial Number	Starter	Solenoid	Alternator	Tilt/Trim hyd. Assy	Tilt/Trim Motor Only	Tilt/Trim Relay
6.2L MX MPI	2000-2002	OL680003-OM599999	30470-A	SW058	20800	6275	6218	SW058
6.2L MX MPI	2003-UP	OM600000-UP	30470-A	SW058	20815	6275	6218	SW058
6.2L MIE MPI	1999 - UP	OL670000-UP	30459	SW058	20800 20815	N/A	N/A	N/A
6.2L SKI MPI	2002-UP	OM317000-UP	30470-A	SW058	20815	N/A	N/A	N/A
340/7.4L MIE GM V8	1981-1992	5889914-OD715493	30456 OR 30457	SW054	60050	N/A	N/A	N/A
7.4L GM V8	1988-1997	OB771113-Ok999999	30470-A	SW054 SW058	60050	6275	6218	SW058
7.4LX EFI GM V8	1996-1997	OF602010-Ok999999	30470-A	SW054	60065	6275	6218	SW058
7.4L MPI GM V8	1998-2001	OL010003-OM024330	30470-A	SW058	60050 20800	6275	6218	SW058
7.4L MIE GM V8	1989-1997	OC391564-Ok999999	30457	SW054 SW058	60050	N/A	N/A	N/A
7.4L EFI MIE GM V8	1995-1997	OF563052-Ok999999	30457	SW054	60065	N/A	N/A	N/A
7.4L MPI MIE GM V8	1998-2000	OL002006-OM025999	30457	SW058	60060 20800	N/A	N/A	N/A
370 TRS GM V8	1978-1987	4179554-OB714586	30457	SW275 SW054	60050	N/A	6217	SW275
400 TRS GM V8	1980-1986	4179554-OB457644	30457	SW275	60050	N/A	6217	SW058
420 GM V8	1987-1989	OA398941-OB622418	30457	SW054	60050	N/A	N/A	N/A
425 GM V8	1990-1992	OA398941-OD937011	30457	SW054	60050	N/A	N/A	N/A
440 TRS GM V8	1983-1986	4179554-OB485220	30457	SW275	60050	N/A	6217	SW275
450 GM V8	1995-1996	OF347100-OF347277	30470-A	SW099	60050	6275	6218	SW058
454 MAG GM V8	1986-1994	OA631894-OF304999	30470-A	SW054	60050	N/A 6275	6217 6218	SW058
454 MAG GM V8	1995-1997	OF305000-Ok999999	30470-A	SW054	60065	6275	6218	SW058
454 MAG MPI GM V8	1994-1997	OF115700-Ok999999	30470-A	SW054	60065	6275	6218	SW058
454 MAG MPI GM V8	1998-2000	OL010029-OM024999	30470-A	SW054	60060 20800	6275	6218	SW058
454 MAG MPI MIE	1996-1997	FO820100-Ok999999	30470-A	SW054	60065	N/A	N/A	N/A
454 MAG MPI MIE	1998-2001	OL002200-OL674000	30457	SW054	60060	N/A	N/A	N/A
454 EFI SKI GM V8	1995-1996	OF215800-OF820099	30470-A	SW054	60065	6275	6218	SW058
460 TRS GM V8	1983-1986	4179554-6181046	30457	SW275	60050	N/A	6217	SW275
465 INBOARD	1990-1994	OC849992-OF213244	30457	SW099	60050	N/A	N/A	N/A
465 GM V8	1990-1994	OC849992-OF213244	30470-A	SW054	60050	6275	6218	SW058
496 MAG	2001-UP	OM025000-UP	30470-A	SW058	20815	6275	6218	SW058

\*USE WITH 12.75" FLYWHEEL

\*\*USE WITH 14" FLYWHEEL



Model	Year	Serial Number	Starter	Solenoid	Alternator	Tilt/Trim hyd. Assy	Tilt/Trim Motor Only	Tilt/Trim Relay
500 BRAVO GM V8	1994-1997	OF213293-UP	30470-A	SW099	60050	6275	6218	SW058
500 INBOARD	1994-1995	OF213293-UP	30457	SW099	60050	N/A	N/A	N/A
500 BULLDOG	1990-2001	OC577254-OM050281	30470-A	SW099	60050	6275	6218	SW058
500 INBOARD BULLDOG	1990-2001	OC577254-OM050281	30457	SW054	60050	N/A	N/A	N/A
500 EFI	1999-UP	OL001477-UP	30470-A	SW099	N/A	6275	6218	SW058
502 MAG BRAVO	1990-1993	OC878221-OF114528	30470-A	SW054	60050	6275	6218	SW058
502 MAG MPI	1993-1997	OD840650-Ok999999	30470-A	SW054	60065	6275	6218	SW058
502 MAG MPI	1998-2001	OL017000-OMO24999	30470-A	SW054	60060	6275	6218	SW058
525 SC BRAVO	1991-1993	OD456000-OD763831	30470-A	SW054	60060	N/A	N/A	N/A
525 SC INBOARD	1991-1993	OD763831-OD456000	30457	SW054	60050	6275	6218	SW058
525 SC BRAVO	1993-1997	OD763871-UP	30470-A	SW099	60050	N/A	N/A	N/A
525 SC INBOARD	1993-1997	OD763871-UP	30457	SW054	60050	N/A	N/A	N/A
575 INBOARD	1986-1992	OA677429-OD763716	30457	SW054	60050	N/A	N/A	N/A
600 SC INBOARD	1991-1996	OD456489-OF877642	30457	SW05 SW099	60050	N/A	N/A	N/A
600 SC	1997	Ok000227-UP	30470-A	SW099	60050	6275	6218	SW058
800 SC INBOARD	1993-1996	OD763836-UP	30457	SW058	60050	N/A	N/A	N/A
900 SC	2001-UP	OL306805-UP	30457	SW661	20810	N/A	N/A	N/A
8.1S & HO MIE	2001-UP	OM025000-UP	30459	SW058	20815	N/A	N/A	N/A
8.2L MIE GM V8	1990-1996	OC878221-OF819619	30457	SW054	60050	N/A	N/A	N/A
8.2L MPI GM V8	1993-1996	OD857200-OF819619	30457	SW058	60050	N/A	N/A	N/A
8.2L MPI MIE GM V8	1996-2001	OF819620-OL674200	30457	SW054	60065 (96-97) 60060 (98-99) 20800 (00-01)	N/A	N/A	N/A

\*USE WITH 12.75" FLYWHEEL  
\*\*USE WITH 14" FLYWHEEL



# MERCURY OUTBOARD

Mercury Outboard	Serial Number	Year	Starter/ Alt	Starter Relay	Rectifier	Tilt/Trim hyd. Assy	Tilt/Trim Motor Only	Tilt/Trim Relay
6/8/9.9/15 HP	A197112- D2810000+	1986-1998	5367	SW054	AR351	N/A	N/A	N/A
6/8/9.9/15 HP	G760300-UP	1999-UP	5367	SW054	N/A	N/A	N/A	N/A
9.9 HP 4 STROKE 323CC	OG760300-UP	1999-UP	5359	N/A	N/A	N/A	N/A	N/A
15 HP 4 STROKE	OG590000-UP	1998-UP	5359	SW945	N/A	N/A	N/A	N/A
18 HP	5837547- 013238463	1980- 1988	5367	SW054	AR351	N/A	N/A	N/A
20 HP XD 2 CYL	6443973- OB238463	1984-1988	5367	SW054	AR351	N/A	N/A	N/A
20 HP	B238464-UP	1987-1993	5367	SW054	AR351	N/A	N/A	N/A
20 HP/20 JET	G044027-UP	1994-UP	5367	SW099	AR351 (94-99)	N/A	N/A	N/A
25 HP 2 CYL	5705532- B238464-UP	1980- 1988	5367	SW054	AR351 OG760299 -BELOW	N/A	N/A	N/A
25 HP 2 CYL	G044026-UP	1993-UP	5367	SW099	AR351 (93-99)	N/A	N/A	N/A
25 HP 4 STROKE	G590000-UP	1998-UP	5364	SW097	N/A	N/A	6255	R151 R751
30 JET 4 CYL	C159200-UP	1989-1997	5379	SW054	AR351	N/A	6276	N/A
30 JET 3 CYL	G590000-UP	1998-UP	5396	SW099	N/A	N/A	6255	R509
30 HP 2 CYL	G055314-UP	1994-UP	5396	SW097	N/A	N/A	6255	R509
30 HP 4 STROKE	G760300-UP	1999-UP	5365	SW099	N/A	N/A	6276	R151
30 HP EFI/40HP EFI 3 CYL 4 STROKE	OT409000-UP	-	5365	SW945	N/A	N/A	6276	R151
35 HP 2 CYL	1571114-UP	1963-1969	5366	SW661	N/A	N/A	N/A	N/A
35 HP 2 CYL	6445653-UP	1984-1986	5385	SW058	N/A	N/A	6217	SW058
35 HP	B110789-UP	1987-1989	5385	SW058	AR351	N/A	6277* 6276 C159200-UP	6277* 6276 C159200-UP
40 JET	OT178500-UP	2000-UP	5396	SW097	N/A	N/A	6276	R751
40 HP 2 CYL	2874704-UP	1970-1979	5366	SW661	N/A	N/A	N/A	N/A
40 HP 2 CYL	5556230-UP	1980-UP	5366** 5385 **	SW275	N/A	N/A	N/A	N/A
40 HP 2 CYL	G053314-UP	1994-UP	5396	SW099	N/A	N/A	6255	R509 R751
40 HP 3 CYL	G531301-UP	1997-UP	5396	SW097	N/A	N/A	6255	R151 R751
40 HP 4 STROKE	C159200-UP	1989- 1994	5379	SW054	N/A	N/A	6255	N/A
40 HP 4 STROKE	G231123-UP	1995-1998	5362 3426	SW097	N/A	N/A	6255 BIGFOOT ONLY	R509
40 HP 4 STROKE	G760300-UP	1999-UP	5365	SW099	N/A	N/A	6276	R151
40 HP EFI 4 CYL 4 STROKE	OP153500-UP	-	5360	SW945	N/A	N/A	6276	R751

\*FITS ARCO 6278 ONLY

\*\*O.E. PART NUMBER NEEDED FOR CORRECT REPLACEMENT



# MERCURY OUTBOARD

Mercury Outboard	Serial Number	Year	Starter/ Alt	Starter Relay	Rectifier	Tilt/Trim hyd. Assy	Tilt/Trim Motor Only	Tilt/Trim Relay
45 HP 4 CYL	5531630-UP	1980-1986	5379	SW275	AR351	N/A	6217	SW058
45 HP 4 CYL	B110789-UP	1987-UP	5379	SW058	N/A	6299 6278	6217 6277*	SW058
45 JET	OG000750- OG589999	1991-1996	5388	SW054	SW054	AR351	6276	R509
45 JET	G590000-UP	1997-UP	5396	SW099	N/A	N/A	6276	R509
50 HP 3 CYL	6428681-UP	1983-1986	5375 ** 5388**	SW054	AR351	N/A	6217	SW058
50 HP 3 CYL	B122930-UP	1987-1990	5388	SW058	AR351	N/A	N/A	SW058
50 HP 3 CYL	D000750-UP	1990-1995	5388	SW054 SW099	AR351	6276 D182000-UP	6276 D182000-UP	6276 D182000-UP
50 HP 3 CYL	OG290585-UP	1996-1997	5388	SW099	N/A	N/A	6276	R509
50 HP 3 CYL	G590000-UP	1998-UP	5396	SW097	N/A	N/A	6255	R151** R509**
50 HP 4 CYL	1421113-UP	1963-1975	5366	SW661 (63-74) SW275 (75)	N/A	N/A	N/A	N/A
50 HP 4 CYL	4357640-UP	1976-1979	5379	SW275	AR351	N/A	N/A	N/A
50 HP 4 CYL	5531630-UP	1980-UP	5379	SW275	AR351	N/A	6217	SW275
50 HP 4 STROKE	G231123-UP	1995-UP	5362 (97-UP) 3426**	SW945	N/A	N/A	6255 (95-98) 6276 (99-UP)	R509 (6255) R151 (6276)
50 HP 4 STROKE 4 CYL	OT178500-UP	2000-UP	5360	SW945	N/A	N/A	6276	R151
50 HP BIGFOOT 4 STROKE	OG472133-UP	1997-UP	5362 3426**	SW945	N/A	N/A	6276	R151
55 HP 3 CYL	D000750-UP	1991-1996	5388	SW099	N/A	N/A	6276	R211
55 HP 3 CYL	G590000-UP	1997-UP	5396	SW099	N/A	N/A	6276	R509
60 HP 3 CYL	6428681-UP	1984-1988	5375** 5388**	SW054	AR351	N/A	6217	SW058
60 HP 3 CYL	B122930-UP	1988-1991	5388	SW058	AR351	6278 C160935-BE- LOW	6277*	SW058
60 HP 3 CYL	D00750-UP	1991-1995	5388	SW054 SW099	AR351	N/A	6276	R509
60 HP 3 CYL	G290585-UP	1996-UP	5388	N/A	N/A	N/A	6276	R151
60 HP 3 CYL	G590000-UP	1997-UP	5396	SW099	N/A	N/A	6276	R151
60 HP 4 STROKE	T178500-UP	1999-UP	5360	SW945	N/A	N/A	6276	R151
65 HP 3 CYL	3293184- 4382056	1972-76	5375	SW275	AR351	N/A	N/A	N/A
65 HP 4 CYL	2119749- 3293183	1965-1971	5374	SW661	N/A	N/A	N/A	N/A
65 JET	D283222-UP	1993-UP	5375	SW099	N/A	N/A	N/A	N/A
65 JET	G127500-UP	1994-UP	5375	SW097 SW109	N/A	N/A	6274 (3 WIRE) 6276 (2 WIRE)	SW097 (3 WIRE) R151 (2 WIRE)
70 HP 3 CYL	4571652-UP	1977-1979	5375	SW275 (68-71)	AR351	N/A	N/A	N/A
70 HP 3 CYL	5579017-UP	1980-1984	5375	SW054	AR351	N/A	6217	SW058
70/75 HP 3 CYL	A996142-UP	1987-UP	5375	SW058	AR351	N/A	6277*	SW058
75 HP 3 CYL	C222000-UP	1990-1993	5375	SW097	N/A	N/A	6277*	SW099

\*FITS ARCO 6278 ONLY

\*\*O.E. PART NUMBER NEEDED FOR CORRECT REPLACEMENT

Mercury Outboard	Serial Number	Year	Starter/ Alt	Starter Relay	Rectifier	Tilt/Trim hyd. Assy	Tilt/Trim Motor Only	Tilt/Trim Relay
75 HP 3 CYL	D283222-UP	1994-UP	5375	SW097 SW109	N/A	N/A	6276 (2 WIRE) 6274 (3 WIRE)	R151 (2 WIRE) SW097 (3 WIRE)
75 HP 3 CYL	G760300-UP	1999-UP	5375	SW109	N/A	N/A	6276	R151
75 HP DFI 3 CYL 1.5	OT980000-UP	2005-UP	5400 20850	SW109	N/A	N/A	6276	R751
75 HP 4 CYL	6432901-UP	1984-1986	5375	SW054	AR351	N/A	6277*	SW058
75 HP 4 STROKE	G960500-UP	1999-UP	3430	SW945	N/A	N/A	6276	N/A
80 HP	2559001- 3493912	1969-1972	5374	SW661	N/A	N/A	N/A	N/A
80 HP 3 CYL	A996142-UP	1987-1988	5375	SW058	AR351	N/A	6277*	SW058
80 HP 4 CYL	4831999-UP	1978-1983	5375	SW275	AR351	N/A	6217 (80-83)	SW275
80 HP JET	D283222-UP	1994-UP	5392	SW109	N/A	N/A	6276 (2 WIRE) 6274 (3 WIRE)	SW097 (3 WIRE)
85 HP 4 CYL	3493913- 4831998	1973-1977	5374	SW661 (73) SW275 (74-77)	N/A	N/A	N/A	N/A
90 HP 3 CYL	A996142-UP	1987-1993	5375	SW058 SW097	AR351 (87-89)	N/A	6277* 6279 DESIGN II	SW058 SW099
90 HP DFI 3 CYL 1.5L	OT801000-UP	2004-UP	5400 20850	SW109	N/A	N/A	6276	R751
90 HP 6 CYL	4845301-UP	1978-UP	5375	SW275	AR351	N/A	6217	SW275
90 HP 6 CYL	6436123-UP	1984-UP	5377	SW054	AR351	6278	6277*	SW058
90 HP 4 STROKE	G960500-UP	2000-UP	3430	SW945	N/A	N/A	6276	N/A
90 HP/100 HP EFI 4 STROKE	1B172291-UP	N/A	3432	N/A	N/A	N/A	6276	N/A
100 HP 4 CYL	B209468-UP	1988-UP	5392	SW054 SW275	AR351	N/A	6277* 6276 (2 WIRE) 6274 (3 WIRE)	R509 (2 WIRE) SW058 (3 WIRE) SW097 (3 WIRE)
100 HP 4 CYL	D283222-UP	1994-UP	5392	SW109	N/A	N/A	6276 (2 WIRE) 6274 (3 WIRE)	R509 (2 WIRE) SW097 (3 WIRE)
100 HP 4 STROKE	1B227000-UP	N/A	3432	N/A	N/A	N/A	6276	N/A
105 JET	OD082000- OG201874	1995	5380	SW275 SW109	N/A	N/A	6279 6250	6279 6250
105 JET	G303046-UP	1996-UP	5380	SW109	N/A	N/A	6250	R151
115 HP 4 CYL	C100000-UP	1989-1993	5392	SW097 SW109	AR351	N/A	6277* 6276 (2 WIRE) 6274 (3 WIRE) 6279 (3 WIRE)	SW058 (3 WIRE) SW097 (3 WIRE) R509 (2 WIRE)
115 HP 4 CYL	D283222-UP	1994-UP	5392	SW109	N/A	N/A	6276 (2 WIRE)	R509
115 HP 6 CYL INLINE	2836019- 5314655	1970-1983	5377	SW661 (70-77) SW275 (78-79)	AR351 SW054 (80-UP)	N/A	6217	SW661 (70-77) SW275 (78-79) SW054 (80-UP)
115 HP INLINE 6	6436123-UP	1983-UP	5377	SW054	N/A	N/A	6277*	SW058
115 HP 2.5 L DFI	G960500- OT178499	1999-UP	5381X	SW109	N/A	N/A	6250	R151
115 HP DFI 3 CYL 1.5L	OT801000-UP	2004	5400 20850	SW109	N/A	N/A	6276	R751
115 HP 4 STROKE EFI	OT178500-UP	2000-UP	3432	N/A	N/A	N/A	6276	R151
125 HP 4 CYL	D283222-UP	1994-UP	5392	SW109	N/A	N/A	6276 (2 WIRE) 6274 (3 WIRE)	R151 (2 WIRE) SW097 (3 WIRE)
125 HP DFI 1.5L	1B736885-UP	N/A	5400 20850	SW109	N/A	N/A	6276	R751
135 HP	2839369-UP	1970-1972	5377	SW661	N/A	N/A	N/A	N/A

\*FITS ARCO 6278 ONLY

\*\*O.E. PART NUMBER NEEDED FOR CORRECT REPLACEMENT



# MERCURY OUTBOARD

Mercury Outboard	Serial Number	Year	Starter/ Alt	Starter Relay	Rectifier	Tilt/Trim hyd. Assy	Tilt/Trim Motor Only	Tilt/Trim Relay
135-150 HP 4 STROKE-VERADO	OP419487-UP	-	5400 20860	N/A	N/A	N/A	6250	R751
150 HP INLINE	3502806- 4868997	1973-1977	5377 (73) 5378X (74-77)	SW661 (73-74), SW275 (75-77)	N/A	N/A	6217	SW275
150 HP V6	4868998-UP	1978-1986	5377 5378X	SW275 SW054	AR351	6270 OILDYNE N/A	6217 PRESTOLITE 6218 OILDYNE 6277*	SW661
150 HP V6	A904646-UP	1986-UP	5380	SW275, SW054 SW058	AR351	N/A	6277*	SW275 SW058
150 HP V6	C239553-UP	1990-UP	5380	SW275 SW097	AR351	N/A	6277* 6279 (3 WIRE) 6250 (2 WIRE)	R151 (2 WIRE) SW058 (3 WIRE)
150 HP V6/150 EFI	G303046-UP	1996-UP	5380 5381X	SW109	N/A	N/A	6250	R151** R751**
150 HP 2.5 DFI	OG960500- OT178499	1999-UP	5380	SW109	N/A	N/A	6250	R151** R751**
150 HP V6 2.5 DFI	OT178500-UP	2000-UP	5400 20840	SW109	N/A	N/A	6250	R751
V6 XR4	B242885-UP	1988-UP	5380	SW275	AR351 (1988)	N/A	6277*	SW058
V6 XR4	C239553-UP	1990-UP	5380	SW275	N/A	N/A	6277* 6279 (DESIGN II)	SW058 SW064
V6 XR6	D082000-UP	1992-1995	5380	SW275 SW109	N/A	N/A	6279	SW097
V6 XR6	G303046-UP	1996-UP	5380	SW109	N/A	N/A	6250	R151
175 HP V6	4301235-UP	1976-1988	5377** 5380**	SW275 SW054	AR351	6270 OILDYNE N/A	6217 PRESTOLITE 6218 OILDYNE 6277*	SW275 SW058
175 HP V6/V175 XRI EFI	C100861-UP	1989-UP	5380	SW275	N/A	N/A	6277* 6279 (DESIGN II)	SW058 SW064
175 HP V6/V175 XRI EFI	D082000-UP	1992-UP	5380	SW275 SW109	N/A	N/A	6279 6250 G201875-UP	R151 (2 WIRE) SW097 (3 WIRE)
175 HP V6/V175 EFI	G303046-UP	1996-UP	5380	SW109	N/A	N/A	6250	R151
175 V6 2.5L DFI	OT178500-UP	2000-UP	5400 20840	SW109	N/A	N/A	6250	R151** R751**
175 HP 4 STROKE VERADO	1B227000- 2B576734	2007- 2018	5400 20860	N/A	N/A	N/A	6250	R751
200 HP V6	4839034-UP	1978-1988	5380/8T 5381/9T 5381X	SW275 SW054	AR351	6270	6218	SW275 SW058
200 HP V6/V6 EFI	C100861-UP	1989-UP	5380	SW275 SW054	AR351	N/A	6277*	SW058
200 HP V6	D082000-UP	1992-UP	5380	SW275 SW109	N/A	N/A	6279 6250	SW097
200 HP V6/V6 EFI	G303046-UP	1996-UP	5380	SW109	N/A	N/A	6250	R151

\*FITS ARCO 6278 ONLY

\*\*O.E. PART NUMBER NEEDED FOR CORRECT REPLACEMENT

Mercury Outboard	Serial Number	Year	Starter/ Alt	Starter Relay	Rectifier	Tilt/Trim hyd. Assy	Tilt/Trim Motor Only	Tilt/Trim Relay
200 HP V6 XR1 EFI	D082000-UP	1992-UP	5380	SW275 SW109	N/A	N/A	6279 6250 <i>G303045-UP</i>	SW097 <i>G303044-BELOW</i>
200 HP V6 DFI	OD082000- OG840500	1996-1999	5381	SW109	N/A	N/A	6250	R151
200/225 DFI	OG960500- OT178499	1999-UP	5381X	SW109	N/A	N/A	6250	R151** R751**
200 HP DFI, 225 HP DFI	OT178500-UP	2000-UP	5400 20850	SW109	N/A	N/A	6250	R151
200 HP EFI, 3.0L	OT801000-UP	N/A	5400 20850	SW109	N/A	N/A	6250	N/A
200 HP 4 CYL 4 STROKE VERADO	OP514869-UP	N/A	5400 20860	N/A	N/A	N/A	6250	R751
200 HP/225HP 6 CYL 4 STROKE VERADO	OP409357-UP	2005-UP	5400 20860	N/A	N/A	N/A	N/A	R751
220 HP V6	B117316-UP	1987-UP	5380	SW275	AR351	N/A	6277*	SW058
225 HP V6	5628028-UP	1980-UP	5381X	SW275	AR351	6270	6218	SW275
225 HP V6	D280813-UP	1994-UP	5395	SW109	N/A	N/A	6279 ( <i>3 WIRE</i> )	SW097
225 HP 3.0L SEA PRO	G245605-UP	1995-UP	5395	SW109	N/A	N/A	6250	R151
225 HP V6 DFI	G590000- OG960499	1998-1999	5381	SW109	N/A	N/A	6250	R151
225 HP DFI	OG960500-UP	1999-UP	5381X 20850	SW109	N/A	N/A	6250	R151
225 HP DFI	OT178500-UP	2000-UP	5400 20850	SW109	N/A	N/A	6250	R751
225/250 HP V6 3.0L EFI	G129222-UP	1995-UP	5395	SW109	N/A	N/A	6250	R151- R751**
225 HP EFI 4 STROKE	OT653945-UP	2003-UP	3432	N/A	N/A	N/A	N/A	N/A
250HP 3.0L EFI	OG760300-UP	1999-UP	5395	SW109	N/A	N/A	6250	R751
250 HP EFI	OT409000- OT467334	N/A	5381X 20850	SW109	N/A	N/A	6250	R751
250 HP EFI	OT467335	N/A	5400	SW109	N/A	N/A	6250	R751
250/275HP V6	C101891-UP	1989*UP	5380	SW275	N/A	6270	6218	SW058
250/275 HP 4 STROKE VERADO	OT801000-UP	N/A	5400 20860	N/A	N/A	N/A	N/A	R751
300/350 VERADO	1B716557-UP	N/A	5400 20860	N/A	N/A	N/A	N/A	R751
3.4 L	5611648-UP	1980-UP	5380	SW275	AR351	6270	6218	SW058

\*FITS ARCO 6278 ONLY

\*\*O.E. PART NUMBER NEEDED FOR CORRECT REPLACEMENT



# MERCURY SPORT JET

Sport Jet Model	Serial Number	Year	Starter Alternator	Starter Relay	Choke Relay
90 HP	OE021000-OE080399	1993-1994	7325	SW 295	SW924
90 HP	OE080400-OE145579	1995	7325	SW295	N/A
95 XR	OE145580-OE288445	1996-1997	7325	SW109	N/A
120 HP	OE08400-OE145579	1995	7325	SW109	N/A
120XR	OE145580-OE344999	1996-1998	7325	SW109	N/A
120XR2	OE345000-OE379999	1998-UP	7325	SW109	N/A
175 XR2	OE203000-UP	1999-2000	7326	SW109	N/A
200 DFI	OE379931-UP	1997-UP	7326	SW109	N/A
210 HP	OE379931-UP	1999-UP	7326	SW109	N/A
240 EFI	OE345000-OE379999	1996-1998	7326	SW109	N/A
240	OE406400	1999-2000	5400 / 20840	SW109	N/A
250 EFI	OE407100-UP	1997-UP	5400 / 20850	SW109	N/A

\*O.E. PART NUMBER NEEDED FOR CORRECT REPLACEMENT  
 \*\* FITS ARCO STATER ONLY



# SUZUKI OUTBOARD

Engine Model	Year	Starter	Starter Relay	Tilt/Trim Motor	Tilt/Trim Relay
DT30	1983-1987	3412	N/A	N/A	N/A
DT35	1987-1989	3412	N/A	N/A	N/A
DT40	1983-1998	3412	N/A	N/A	N/A
DT75/85	1988-2000	3440	N/A	N/A	R950
PU85	1989-1997	3440	N/A	N/A	N/A
DT90/100	1989-2000	3442	N/A	6268 (91-00)	N/A
DT115/140	1981-1985	3444	N/A	N/A	N/A
PU40	1989-1994	3412	N/A	N/A	N/A
DT115/140	1986-2001	3444	N/A	N/A	R950
PU140	1989-1997	3444	N/A	N/A	N/A
DT150	1986-2003	3442	N/A	6269 (86-89) 6268 (91-03)	N/A
DT175	1986-1992	3442 (87-92)	N/A	6269 (86-89) 6268 (91-92)	N/A
DT200	1986-2000	3442	N/A	6269 (86-89) 6268 (91-00)	N/A
DT225	1990-2003	3442	N/A	6268 (91-03)	N/A

\*O.E. PART NUMBER NEEDED FOR CORRECT REPLACEMENT  
 \*\* FITS ARCO STARTER ONLY  
 DT -2 STROKE ENGINE DF- 4 STROKE ENGINE





Engine Model	Starter	Starter Solenoid	Alternator	Hyd. Pump Assy.	Tilt Motor Only	Tilt/Trim Relay
AQ60, AQ90, AQ95	10113	N/A	82100	N/A	N/A	N/A
AQ70B, BL, C, D	97306	N/A	N/A	N/A	N/A	N/A
AQ115, AQ120B, AQ125, AQ130, AQ145, AQ165, AQ170, BB115, BB145, MB20	10113	N/A	82100 80108	N/A	6223*	R952
AQ125B, AQ131, AQ145B, AQ151, AQ171, 251	10113 VALEO	N/A	80108	N/A	6223*	R952
BB165, BB170	10113	N/A	82100	N/A	N/A	N/A
AQ175, AQ205A, AQ211, AQ231, AQ271, AQ311, 431A	30124 OR 30460	SW984	80108	N/A	N/A	N/A
AQ200, AQ225, AQ260	30124 DELCO 50142 PRESTOLITE	SW984 SW402	80108	N/A	6223*	R952
AQ290A	30124 OR 30460	SW984	80108	6224*	6225*	R952
AQ255, AQ280,	50142	SW402	80108	N/A	6223*	R952
BB225, BB260	30124 OR 30460	SW984	80108	N/A	6223*	R952
AQD21A, 21B; MD21, MD21B; MD32A; AQAD32	95949	SW814	80108	N/A	N/A	N/A
AD31; AD41B; AQAD30A, 31A; AQD40, 41; AQAD40, 41	97225	SW225	80108	6224 PRESTOLITE 6227 OILDYNE	6225 PRESTOLITE 6232 OILDYNE	SW565 PRESTOLITE R040 BOSCH
MD3A, MD3B, MD5, MD6A, MD7	N/A	N/A	80108	N/A	N/A	N/A
MD30A, MD31, MD40	97225	SW225	82100	N/A	N/A	N/A
MD42A, MD70B	97306 (12V) 97307 (24V)	N/A	N/A	N/A	N/A	N/A
MD50, MD50A, MD70A, MD100A, TMD50A	N/A	N/A	80200	N/A	N/A	N/A
TAMD30A, 40; TMD30A, 31; TAMD31, 32, 41; TMD40, TMD41	97225	SW225	80108	6227	6232	N/A
TAMD60B, 61A, 70B, 70C, 70D; THAMD70B, 70C; TMD70B, 70C	97306 (12V) 97307 (24V)	N/A	N/A	N/A	N/A	N/A
TMD100A TMD120A, B; TAMD120A, B	97308	N/A	60170 (24V, 175A) 60175 (24V, 100A)	N/A	N/A	N/A
KAD42A, KAMD42A	97225	SW225	80108	6227	6232	R040
2002, 2003, 2003T	N/A	N/A	80108	N/A	N/A	N/A
431A, 500B, 501B, 570A, 572A	30124	SW984	80108	6227	6232	R040

\*O.E. PART NUMBER NEEDED FOR CORRECT REPLACEMENT

\*\* FITS ARCO STARTER ONLY



Engine Model	Starter	Starter Solenoid	Alternator	Hyd. Pump Assy.	Tilt Motor Only	Tilt/Trim Relay
3.0L (GM) 1994	30124	SW984	60125	N/A	N/A	N/A
4.3L (GM) 1994	30470-A	SW984	60125	N/A	6232 (DP MODELS)	R952 (DP MODELS)
5.0L/ 5.8L (FORD) 1994	70125	SW125	60125 (DP MODELS)	6227 6232 (DP)	N/A	R040
5.7L (GM) 1994	30470-A	SW984	60125 PRESTOLITE 60050 MANDO	6227 (DP)	6232 (DP MODELS)	R040 (DP MODELS)
8.1L 2002-2007	30470-A 30459 (INBOARD)	SW450**	60071 60073	N/A	N/A	R809
7.4L/8.2L (GM) 1994	30470-A	SW984	60125	6227 (DP)	6232 (DP MODELS)	R040 (DP MODELS)
3.0L (GM) WITH 12 3/4" FLYWHEEL 1995-1997	30460	SW450**	60125 PRESTOLITE 60050 MANDO	N/A	N/A	N/A
3.0L (GM) WITH 14" FLYWHEEL 1998-1999	30470-A	SW450**	60070	6227	6232	R040
3.0L (GM) WITH 14" FLYWHEEL 2000-2007	30470-A	SW450**	60072 60073 (2005-2007)	N/A	N/A	R809
4.3L (GM) 1990-2000	30470-A	SW450**	60070	6227	6232	R040
4.3L (GM) 2002-2007	30470-A	SW450**	60072 60073 (2005-2007)	N/A	N/A	R809
5.0L/5.8L (FORD) 1995-1996	70125	SW125	60125 PRESTOLITE 60050 MANDO	6227	6232	R040
5.7L (GM) 1995-1998	30470-A	SW450**	60125 PRESTOLITE 60050 MANDO	6227	6232	R040
5.0L/5.7L (GM) 1999-2000	30470-A	SW450**	60070	N/A	6232	R040
5.0L/5.7L (GM) 2002-2007	30470-A	SW450**	60072 60073 (2005-2007)	N/A	6233	R040
7.4L/8.2L (GM) 1995-1998	30470-A	SW450**	60125 PRESTOLITE 60050 MANDO	6227	6232	R040
7.4L/8.2L (GM) 1999-2000	30470-A	SW450**	60070	N/A	6232	R040
8.1L 2002-2007	30470-A 30459 (INBOARD)	SW450**	60071 60073	N/A	N/A	R809

\*O.E. PART NUMBER NEEDED FOR CORRECT REPLACEMENT  
 \*\* FITS ARCO STARTER ONLY



# YAMAHA OUTBOARD

Engine Model	Year	Starter	Starter Relay	Tilt/Trim Motor	Tilt/Trim Relay
9.9/15 HP	1984-1997	3421	SW945 (88-97)	N/A	N/A
15 HP 4 STROKE	2000-2006	5359	SW945	N/A	N/A
25 HP	1984-1987	3420	SW945 (85-87)	N/A	N/A
25 HP	1988-1998	3421	SW945	N/A	N/A
25 HP	1999-2001	3423	SW945	N/A	N/A
25 HP	2006-UP	3421	SW945	N/A	N/A
C25/CV25 HP	1990-1997	3420	SW945	N/A	N/A
25 HP 4 STROKE	1998-2006	5364	SW099	N/A	N/A
30 HP	1984-1986	3420	SW945	N/A	N/A
30 HP	1987-2002	3423	SW945 (87-01)	N/A	N/A
CV30 HP	1989-1990	3420	SW945	N/A	N/A
C30 HP	91-94, 96-97	3420	SW945	N/A	N/A
30 HP 4 STROKE	2001-2006	5365	SW099	N/A	N/A
40 HP	1984-1988	3425	SW950	6264	SW950
40 HP	1989-UP	3423	SW945 (89-UP)	6260 (94) 6266 (95-01) 6264 (89-94) 6259 (02-UP)	SW950 (89-01)
CV40 HP	1990	3420	SW945	N/A	N/A
C40 HP	1991-1997	3420	SW945	6264 (92-97) 6260 (97 TLR)	N/A
C40HP	1998-2006	3423	SW945	6266 (98-01) 6259 (02-06)	N/A
F40 HP 4 STROKE	1999-2000	3426	SW945	6266 (99 ONLY)	N/A
40 HP 4 STROKE	2001-2006	5365	SW099	N/A	N/A
50 HP	1984-1988	3425	SW950	6264	SW950
50 HP	1989-UP	3423	SW945	6260 (93-94) 6266 (95-01) 6259 (02-UP)	N/A
PRO 50 HP	1987-1990	3425 (87-88) 3423 (89-91)	SW945 (89-90) SW950 (87-88)	6267	SW950 (88-89) SW945 (89-90)
P50 HP	1992-1995	3425	SW945	6260 (92-94) 6266 (95)	N/A
50 HP 4 STROKE	1995- 2004	3426	SW945	6266 (95-00) 6259 (01-04)	N/A
50 HP 4 STROKE 60 HP 4 STROKE 70 HP 4 STROKE	2005-UP	3432	N/A	N/A	N/A

F MODELS - 4 STROKE ENGINE



# YAMAHA OUTBOARD

Engine Model	Year	Starter	Starter Relay	Tilt/Trim Motor	Tilt/Trim Relay
CV55 HP	1989, 91-93	3424	N/A	N/A	N/A
C55 HP	1994-1995	3424	N/A	6260	N/A
60 HP	1991-2006	3422	SW950	6260 (92-06) 6267 (91)	SW950 (91)
70 HP	1984-2006	3422	SW950 (02-05)	6267 (84-91) 6260 (92-06)	SW950 (84-91)
75/C75 HP	1994-1999	3427	SW945	6260	N/A
P75 HP	1996	3422	SW950	6260	N/A
P75 HP	1997-1999	3427	SW945	6260	N/A
75 HP 4 STROKE	2003-2004	3430	SW945	6261	R950/R951
75 HP 4 STROKE	2005-UP	3432	N/A	6258	N/A
C80 HP	1997-1998	3427	SW945	6260 (97 ONLY)	N/A
C85 HP	1989-2001	3427	SW945 (92-96)	6260 (90-96)	SW950
80 HP 4 STROKE	1999-2003	3430	SW945 (01-02)	6261	R950/R951 (00-02)
90 HP	1984-2006	3427	SW950 (84-89) SW945 (92-97)	6267 (84-91) 6260 (92-05)	N/A
90 HP 4 STROKE	2003-2004	3430	SW945	6261	R950/R951
90 HP 4 STROKE TLRD-UP	2005-UP	3432	N/A	6258	N/A
100 HP 4 STROKE	1999-2003	3430	SW945	6261	R950/R951
115 HP	1984-1996	3426	N/A	6267 (84-86) 6265 (87-95)	N/A
115 HP	1997-2006	3428	SW941 (01-05)	6240	R950/R951
115 HP 4 STROKE	2000-2013	3432	N/A	6240	N/A
130 HP	1988-1996	3426	SW941	6265	R950/R951 (91-96)
130 HP	1997-2004	3428	SW941	6240	R950/R951
150/175/200 HP	1984-1996	3426	SW941	6267 (84-86) 6265 (87-95)	N/A
150/175/200 HP	1997-1999	3428	N/A	6240	R950/R951

F MODELS - 4 STROKE ENGINE

Engine Model	Year	Starter	Starter Relay	Tilt/Trim Motor	Tilt/Trim Relay
DX150 HP	1999-2005	3428	SW941	6240	R950/R951
150 HP, LX, VX, SX	2000-2004	3428	SW941	6240	R950/R951
150/175 HP	2000-2005	3431	N/A	6240	R950/R951
150/175 HP - LZ, VZ, Z MODELS	2000-2014	3431	N/A	6240	N/A
V150 HP	2001-2006	3428	SW941	6240	R950/R951
150 HP 4 STROKE	2004-2015	3433	N/A	6240 (04-10)	N/A
SX150/200 HP	2000-2005	3428	SW941	6240	N/A
200 HP, LZ, VZ, Z	2000-2009	3431 (00-06)	N/A	6240	N/A
P200/225 HP	1990-1993	3428	SW941	6265	R950/R951 (225 ONLY 90-92)
V200/V225	1998-2001	3429	SW941	6240	N/A
200 HP 4 STROKE	2002-2015	3433 (11-15)	N/A	6263	N/A
225/L225 HP	1994-1999	3429	SW941	6265 (94-96 TLR) 6240 (97-98 TLR)	R950/R951 (TLR)
LX225/SX225 HP	2000-2003	3429	SW941	N/A	N/A
VX225 HP	2001-2004	3429	SW941	6240 (2001)	N/A
225 V6 2.6L	1994	3428	SW941	6265	R950/R951
225 V6 2.6L	1996	3428	SW941	N/A	N/A
225 HP 4 STROKE	2002-2009	3433 (02-11)	N/A	6263 6240	N/A
V6 SPECIAL	1984-1996	3426	SW941	6267	SW941
V6 SPECIAL	1987-1989	3428	SW941	6265	N/A
150-350 HP VF, LF, F	2014-UP	3437	N/A	6263	N/A
200-225 HP 4 STROKE	2002-2010	3434	N/A	6263	N/A
200-300 HP	2011-2016	3436	N/A	6263	N/A
250 HP - ALL MODELS	1990-2002	3429	SW941	N/A	N/A
250 HP - LX, SX, VX MODELS	2003-2004	3429	SW941	6240 (VX ONLY)	N/A
250 HP - LZ, Z MOD ELS	2004-UP	N/A	N/A	6263	N/A
250 HP 4 STROKE - ALL MODELS	2005	3433	N/A	6263	N/A
250 HP 4 STROKE BTUR, BTXR, TUR, TXR - MODELS	2006-UP	3433	N/A	6263	N/A
250 HP BTUR, BTXR, TUR, TXR MODELS	2006-UP	3433	N/A	6263	N/A
300 HP - LZ, Z MODELS	2004-2006	N/A	N/A	6263	N/A
300 HP 4 STROKE LF (XCA) MODELS	2006	N/A	N/A	6263	N/A

F MODELS - 4 STROKE ENGINE



# INBOARD STARTERS

CHRYSLER/FORCE



# CHRYSLER/FORCE



# INBOARD STARTERS



## 50109 INBOARD STARTER

**Features:**  
1 thread hole, CW rotation

**Fits:**  
Chrysler 318 cu.in V8

**Replaces Part Numbers:**  
Chrysler 2875928

CHRYSLER/FORCE



## 50110 INBOARD STARTER

**Features:**  
1 thread hole, CCW rotation

**Fits:**  
Chrysler 318 cu.in V8

**Replaces Part Numbers:**  
Chrysler 2095509      Chrysler 2855927      Chrysler 2875927



# ALTERNATORS



## 40112 ALTERNATOR

**Features:**  
12 Volt, 70 Amp, Internal regulator, Negative ground, Single groove pulley included.

**Fits:**  
Chrysler Marine

**Replaces Part Numbers:**  
Chrysler 3527501      Chrysler 3744870      Sierra 18-5954  
Chrysler 3527502      Universal 275753



# OUTBOARD STARTERS

CHRYSLER/FORCE



## 5551 CHRYSLER OUTBOARD ENGINE

**Features:**

12 volt, Large 10-tooth drive gear, epoxy powder coated for maximum corrosion resistance

**Fits:**

Chrysler 25HP - 35HP outboard

**Replaces Part Numbers:**

MERCURY 514995      MERCURY 50-F514955      MERCURY 50-514955      SIERRA 18-6441



**SR551 REAR HOUSING ASSEMBLY WITH BRUSHES**



## 5382 CHRYSLER/FORCE OUTBOARD ENGINE STARTER

**Features:**

12 volt, 11-tooth drive gear, epoxy powder coated for maximum corrosion resistance

**Fits:**

Evinrude 40, 50, 75 90 HP E-Tec Models

**Replaces Part Numbers:**

MERCURY 50-F575955      MERCURY 50-803903T      CHRYSLER 575955      SIERRA 18-6439  
MERCURY 50-575955      MERCURY 50-898265011      FORCE F575955



**DV382 11-TOOTH GEAR DRIVE**



**SR358 REAR HOUSING ASSEMBLY WITH BRUSHES**



## 5393 CHRYSLER/FORCE OUTBOARD ENGINE STARTER

**Features:**

12 volt, 9-tooth drive gear, epoxy powder coated for maximum corrosion resistance

**Fits:**

Chrysler / Force 70HP - 150HP

**Replaces Part Numbers:**

CHRYSLER 480955      CHRYSLER FK616955      MERCURY 50-819085T1      MERCURY 50-898265002      FORCE F616955  
CHRYSLER 490955      MERCURY 50-819085      MERCURY 50-853869      FORCE 50-819085      SIERRA 18-5613  
CHRYSLER F616955      MERCURY 50-819085-1      MERCURY 50-853869T      FORCE 50-F616955-1      SIERRA 18-5644



**DV393 9-TOOTH GEAR DRIVE**



**SR393 COMPLETE REAR HOUSING ASSEMBLY WITH BRUSHES**





# OUTBOARD STARTERS

CHRYSLER/FORCE



## 5394 FORCE OUTBOARD ENGINE STARTER

**Features:**

12 volt, 13-tooth drive gear, epoxy powder coated for maximum corrosion resistance

**Fits:**

1996-1999 40HP - 50HP

**Replaces Part Numbers:**

FORCE 50-820193

MERCURY 50-820193-1

MERCURY 50-820193003

MERCURY 50-820193

MERCURY 50-820193T1

SIERRA 18-5622



**DV394 13-TOOTH DRIVE GEAR**



**SR394 REAR HOUSING ASSEMBLY WITH BRUSHES**



## 5397 FORCE OUTBOARD ENGINE STARTER

**Features:**

12 volt, 13-tooth drive gear, battery stud exits rear side of starter, epoxy powder coated for maximum corrosion resistance

**Fits:**

1992-1995 40HP | 1992-1995 50HP

**Replaces Part Numbers:**

MERCURY 50-819271

MERCURY 50-820193A1

SIERRA 18-5614

SIERRA 18-6864



**DV397 13-TOOTH DRIVE GEAR**



**SR397 COMPLETE REAR HOUSING ASSEMBLY WITH BRUSHES**



## 7325 MERCURY / FORCE OUTBOARD ENGINE STARTER

**Features:**

12 volt, 9-tooth drive gear, epoxy powder coated for maximum corrosion resistance

**Fits:**

90HP - 120HP Sport Jet



**DV325 9-TOOTH DRIVE GEAR**



**DV325 COMPLETE REAR HOUSING ASSEMBLY WITH BRUSHES**



# TILT/TRIM MOTORS

CHRYSLER/FORCE



## 6216 TILT TRIM MOTOR AND RESERVOIR ONLY -3 WIRE CONNECTION

**Features:**

Motor / Reservoir Only, epoxy powder coated for maximum corrosion resistance

**Fits:**

Chrysler and BRP/OMC engines

**Replaces Part Numbers:**

CHRYSLER 449541-1

FORCE F17556

FORCE FK654541

BRP-OMC 382715

CHRYSLER 455541

FORCE F17563

BRP-OMC 172543

SIERRA 18-6762



# TILT/TRIM MOTORS



## 6255 TILT TRIM MOTOR-LATE MODEL, HEAVY DUTY MERCURY / FORCE

**Features:**

12 volt, Heavy-Duty, 4-bolt mount, 2 wire connection, epoxy powder coated for maximum corrosion resistance

**Fits:**

25HP - 50HP

**Replaces Part Numbers:**

FORCE 827675A1

MERCURY 827675A1

SIERRA 18-6286



## 6274 TILT TRIM MOTOR-LATE MODEL, HEAVY DUTY MERCURY/MARINER AND FORCE MOTOR AND RESERVOIR ONLY

**Features:**

Motor and Reservoir only, 12 volt, Heavy-Duty, 4-bolt mount, 3 wire connection, Includes stainless steel mounting screws, shaft adapter, O ring, and fill plug

**Fits:**

75HP - 125HP outboards with single ram

**Replaces Part Numbers:**

MERCURY 824051

MERCURY 830250A6

SIERRA 18-6775



## 6276 TILT TRIM MOTOR - LATE MODEL, HEAVY DUTY MERCURY / MARINER AND FORCE MOTOR AND RESERVOIR ONLY

**Features:**

Motor and Reservoir Only, 12 volt, Heavy-Duty, 4 bolt mount, 2 wire connections, Includes stainless steel mounting screws, shaft adapter, O ring, and fill plug, epoxy powder coated for maximum corrosion resistance

**Fits:**

40HP - 125HP with single ram

**Replaces Part Numbers:**

MERCURY 19217A1

MERCURY 813447

MERCURY 19762A6

MERCURY 30250T3

MERCURY 55654T2

MERCURY 19217A5

MERCURY 818903A1

MERCURY 19762A7

MERCURY 2021A1

MERCURY 93907A02

MERCURY 809885A1

MERCURY 819479A1

MERCURY 1977A8

MERCURY 32021T1

SIERRA 18-6777

MERCURY 809885A2

MERCURY 8197480A1

MERCURY 1977A9

MERCURY 32021A2

MERCURY 809885T2

MERCURY 819762A4

MERCURY 22870A1

MERCURY 32021T2

MERCURY 811674

MERCURY 19762A5

MERCURY 30250A3

MERCURY 55654A1



# SOLENOIDS

CHRYSLER/FORCE



## SW097 SOLENOID-ISOLATED BASE, WHITE HOUSING

**Features:**  
12 volt, isolated base

**Fits:**  
Mercury / Mercruiser

**Replaces Part Numbers:**

MERCURY 89-818997A1	MERCURY 89-818997T1	MERCURY 89-818998A2	MERCURY 89-850187T1
MERCURY 89-818997A2	MERCURY 89-818998A1	MERCURY 89-850187A1	SIERRA 18-5819



## SW109 SOLENOID, ISOLATED BASE

**Features:**  
12 volt, isolated base

**Fits:**  
Mercury / Force

**Replaces Part Numbers:**

MERCURY 89-817109A1	MERCURY 89-817109A2	MERCURY 89-817109A3	SIERRA 18-5834
---------------------	---------------------	---------------------	----------------



## SW295 SOLENOID, ISOLATED BASE

**Features:**  
12 volt, isolated base

**Fits:**  
Chrysler

**Replaces Part Numbers:**

CHRYSLER 460917-1	CRUSADER R130014	MERCURY 87-803632T	MERCURY FK460917]	SIERRA 18-5835
CRUSADER 22611	FORCE 89-F46917-1	MERCURY 89-F460917-1	PLEASURECRAFT R130014	



## SW924 CHOKE SOLENOID, FORCE OUTBOARDS

**Features:**  
Choke solenoid. \*Order plunger separately

**Fits:**  
Force Outboards

**Replaces Part Numbers:**

MERCURY 89-F654924-1	MERCURY 89-803629T	MERCURY 89-889273	PA924 Plunger to fit ARCO SW924
----------------------	--------------------	-------------------	---------------------------------



# MISCELLANEOUS

CHRYSLER/FORCE



## R040 RELAY - 12 VOLT

**Features:**  
12 volt, isolated base

**Fits:**  
Volvo Penta

**Replaces Part Numbers:**  
Force 87-F660917      Volvo Penta 1214764      Volvo Penta 854357-1      Volvo Penta 876040-7      SIERRA 18-6266



## R038 RELAY, FORCE, ISOLATED GROUND

**Features:**  
S.P.D.T. normally closed, continuous duty relay used w/many winch motors, Isolated ground, 12 Volt, 85 Amp

**Fits:**  
Force

**Replaces Part Numbers:**  
SIERRA 18-6264



## R151 RELAY - 12 VOLT

**Features:**  
12 volt, isolated base

**Fits:**  
Mercury / Force

**Replaces Part Numbers:**  
Mercury Marine 828151      Mercury Marine 828151A1      Mercury Marine 882751A1      SIERRA 18-5849



## R509 RELAY - 12 VOLT

**Features:**  
12 volt, isolated base

**Fits:**  
Mercury / Force

**Replaces Part Numbers:**  
Mercury Marine 821509



# OUTBOARD STARTERS

HONDA



# HONDA



# OUTBOARD STARTERS



## 3446 STARTER - OUTBOARD ENGINE

**Features:**

9 tooth drive gear

**Fits:**

Honda 35, 40, 45 & 50 HP 4 Stroke

**Replaces Part Numbers:**

HITACHI S114-677

HONDA 31200-ZV5-003

SIERRA 18-6433

HITACHI S114-561

HONDA 31200-ZV5-013



## 3447 STARTER - OUTBOARD ENGINE

**Features:**

13 tooth drive gear

**Fits:**

Honda 2002 - Up 115 and 130 HP

**Replaces Part Numbers:**

HONDA 31200-ZW5-013

HONDA



# TILT/TRIM MOTORS



## 6234 TILT TRIM MOTOR - OUTBOARD ENGINE

**Features:**

4-bolt mount, Round Plug-In Connector. Includes O-ring.

**Fits:**

HONDA 2002-Up BF175, BF200, BF225

**Replaces Part Numbers:**

HONDA 36120-ZY3-013      SIERRA 18-6742

HONDA



## 6235 TILT TRIM MOTOR - OUTBOARD ENGINE

**Features:**

4-bolt mount, Round Plug-In Connector, Includes O-ring.

**Fits:**

HONDA 2004-Up BF135, BF150

**Replaces Part Numbers:**

HONDA 36120-ZY6-013      SIERRA 18-6745  
HONDA 36120-ZY6-023



## 6236 TILT TRIM MOTOR - OUTBOARD ENGINE

**Features:**

4-bolt mount, Round Plug-In Connector, Includes O-ring.

**Fits:**

HONDA 2007-Up, BF75, BF90

**Replaces Part Numbers:**

HONDA 36120-ZY9-003      SIERRA 18-6743  
HONDA 36120-ZY9-013





# TILT/TRIM MOTORS



## 6237 TILT TRIM MOTOR - OUTBOARD ENGINE

**Features:**

4-bolt mount, Round Plug-In Connector, Includes O-ring.

**Fits:**

HONDA 2004-Up BF40, BF50

**Replaces Part Numbers:**

HONDA 36120-ZW4-H12



## 6239 TILT TRIM MOTOR - OUTBOARD ENGINE

**Features:**

2-wire connection, Includes O-ring, 4-bolt mount, Hollow-hex shaft, Female Spade Terminal Ends.

**Fits:**

1992-2002, 35-50 HP

**Replaces Part Numbers:**

HONDA 36120-ZV5-821      SIERRA 18-6258



# OUTBOARD STARTERS

JOHNSON/EVINRUDE

# JOHNSON/ EVINRUDE



# OUTBOARD STARTERS



## 5357 JOHNSON/EVINRUDE G2 ENGINES

**Features:**

Epoxy powder coat. Induction case hardened motor shaft.

**Fits:**

BRP Evinrude G2 Engines

**Replaces Part Numbers:**

BRP-OMC 587078

BRP-OMC 587291



**SW357** SOLENOID



## 5358 JOHNSON/EVINRUDE E-TEC MODELS

**Features:**

Epoxy powder coat. Induction case hardened motor shaft.

**Fits:**

Evinrude 40, 50, 75 90 HP E-Tec Models

**Replaces Part Numbers:**

BRP-OMC 586768

BRP-OMC 587045



**DV358** DRIVE GEAR



**SR358** REPAIR KIT



**SW590** SOLENOID



**SW595** SOLENOID

JOHNSON/EVINRUDE



## 5361 JOHNSON/EVINRUDE MID MODEL

**Features:**

Epoxy powder coat. Induction case hardened motor shaft.

**Fits:**

OMC 1993-Up; 9.9-15 HP

**Replaces Part Numbers:**

BRP-OMC 584613

BRP-OMC 586274

BRP-OMC 778995



**DV361** DRIVE GEAR



**SR361** REPAIR KIT



**SW580** SOLENOID



# OUTBOARD STARTERS



## 5363 JOHNSON/EVINRUDE LATE MODEL

**Features:**

Epoxy powder coat. Induction case hardened motor shaft.

**Fits:**

OMC 1991-Up | 150-175 HP V6 Eagle Series 1997-Up | V4 & V6 2003 | 75, 90, 115 HP 2003-Up | 90, 105, 115 60 Degree Engine 2004-Up | 100-175 HP Direct Injection

**Replaces Part Numbers:**

Johnson/ Evinrude 432925

Johnson/ Evinrude 438878

Johnson/ Evinrude 586286

Johnson/ Evinrude 586287



**DV517** DRIVE GEAR



**DV518** DRIVE GEAR



**JSAS17** DRIVE GEAR



**JSAS18** DRIVE GEAR



**SR363** REPAIR KIT



**SW622** SOLENOID



**SW730** SOLENOID

JOHNSON/EVINRUDE



## 5368 JOHNSON/EVINRUDE MID MODEL-10 TOOTH

**Features:**

Epoxy powder coat. Induction case hardened motor shaft.

**Fits:**

OMC 1997-2000 | 9.9, 15 HP 4 Stroke

**Replaces Part Numbers:**

Johnson/Evinrude 584608

Johnson/Evinrude 586275



**DVK68** 2 PIECE DRIVE KIT



**SR368** REPAIR KIT



# OUTBOARD STARTERS



## 5369 JOHNSON/EVINRUDE MID MODEL-10 TOOTH

**Features:**

Epoxy powder coat. Induction case hardened motor shaft.

**Fits:**

OMC 8, 9.9, 11 HP 1997-1998 | 4 Stroke 1977-1992 | 9.9-15 HP

**Replaces Part Numbers:**

OMC 386430                      OMC 763454  
OMC 586276



**DV369 DRIVE GEAR**



**SR369 REPAIR KIT**



## 5370 JOHNSON/EVINRUDE EARLY MODEL-9 TOOTH

**Features:**

Epoxy powder coat. Induction case hardened motor shaft.

**Fits:**

OMC 55-75 HP 3 Cylinder

**Replaces Part Numbers:**

OMC 383691                      OMC 386657                      OMC 585050                      OMC 585197  
OMC 384777                      OMC 391735                      OMC 585058                      OMC 586281



**DV370 DRIVE GEAR**



**SR370 REPAIR KIT**



**SW622 SOLENOID**



**AR103 RECTIFIER**



## 5371 JOHNSON/EVINRUDE EARLY MODEL-9 TOOTH

**Features:**

Epoxy powder coat. Induction case hardened motor shaft.

**Fits:**

OMC 50-60 HP 2 Cylinder

**Replaces Part Numbers:**

BRP-OMC 384163                      BRP-OMC 585063  
BRP-OMC 387684                      BRP-OMC 586280  
BRP-OMC 389275                      BRP-OMC 778993 63



**DV371 DRIVE GEAR**



**SR371 REPAIR KIT**



**SW622 SOLENOID**



**AR104 RECTIFIER**

JOHNSON/EVINRUDE



# OUTBOARD STARTERS



JOHNSON/EVINRUDE



## 5372 JOHNSON/EVINRUDE EARLY MODEL -SMALL 10 TOOTH

**Features:**

Epoxy powder coat. Induction case hardened motor shaft.

**Fits:**

OMC 85-140 HP V4

**Replaces Part Numbers:**

OMC 385529  
OMC 389954

OMC 585051  
OMC 585057

OMC 586283



**DV372** DRIVE GEAR



**DVK72** 2 PIECE  
DRIVE KIT



**SR372** REPAIR KIT



**SW622** SOLENOID



**AR103** RECTIFIER



# OUTBOARD STARTERS



## 5372X JOHNSON/EVINRUDE EARLY MODEL -LARGE 10 TOOTH

**Features:**

Epoxy powder coat. Induction case hardened motor shaft.

**Fits:**

OMC 1969-1970 | 85-115 HP 1971-1972 | 85-125 HP

**Replaces Part Numbers:**

OMC 383575                      OMC 384914



**DV372X**

**DRIVE GEAR**



**SR372**

**REPAIR KIT**



## 5373 JOHNSON/EVINRUDE V6-8 TOOTH

**Features:**

Epoxy powder coat. Induction case hardened motor shaft.

**Fits:**

OMC 150-235 HP V6

**Replaces Part Numbers:**

OMC 387094                      OMC 585062                      OMC 778992  
OMC 395207                      OMC 586288



**DV373**

**DRIVE GEAR**



**SR373**

**REPAIR KIT**



**SW622**

**SOLENOID**



**AR103**

**RECTIFIER**



## 5376 JOHNSON/EVINRUDE EARLY MODEL -11 TOOTH

**Features:**

Epoxy powder coat. Induction case hardened motor shaft.

**Fits:**

OMC 18-40 HP

**Replaces Part Numbers:**

OMC 174942                      OMC 385401                      OMC 392133                      OMC 58627  
OMC 175019                      OMC 386591                      OMC 585061



**DV376**

**DRIVE GEAR**



**SR376**

**REPAIR KIT**



**SW622**

**SOLENOID**



**AR104**

**RECTIFIER**

JOHNSON/EVINRUDE



# OUTBOARD STARTERS



## 5386 JOHNSON/EVINRUDE MID MODEL -10 TOOTH

**Features:**

Epoxy powder coat. Induction case hardened motor shaft.

**Fits:**

OMC 1985-Up | 120-140 HP

**Replaces Part Numbers:**

OMC 393570

OMC 585060

OMC 586385

OMC 778994



**DV386 DRIVE GEAR**



**DVK86 2 PIECE DRIVE KIT**



**SR386 REPAIR KIT**



**SW622 SOLENOID**

JOHNSON/EVINRUDE



## 5387 JOHNSON/EVINRUDE LATE MODEL V6, V8 E-TEC 10 TOOTH

**Features:**

Epoxy powder coat. Induction case hardened motor shaft.

**Fits:**

OMC V6, V8 Loop, 115-300 HP E-Tec

**Replaces Part Numbers:**

OMC 391511

OMC 584799

OMC 586731

OMC 586957

OMC 396235

OMC 586289

OMC 586890

OMC 397023

OMC 586411

OMC 586897



**DV387 DRIVE GEAR**



**SR387 REPAIR KIT**



**SW622 SOLENOID**



**SW730 SOLENOID**



## 5389 JOHNSON/EVINRUDE MID MODEL -9 TOOTH

**Features:**

Epoxy powder coat. Induction case hardened motor shaft.

**Fits:**

OMC 1989-UP | 25, 40 50 HP 2 Cylinder 1990-Up | 48-50 HP

**Replaces Part Numbers:**

OMC 583482

OMC 585056

OMC 586279



**DV389 DRIVE GEAR**



**SR389 REPAIR KIT**



**SW622 SOLENOID**



**ARI04 RECTIFIER**





# OUTBOARD STARTERS



## 5390 JOHNSON/EVINRUDE MID MODEL-9 TOOTH

**Features:**

Epoxy powder coat. Induction case hardened motor shaft.

**Fits:**

OMC 1987-1993 | 20-35 HP 2 Cylinder

**Replaces Part Numbers:**

OMC 583473

OMC 585059

OMC 585459

OMC 778991



**DV390 DRIVE GEAR**



**DVK90 2 PIECE DRIVE KIT**



**SR390 REPAIR KIT**



**SW622 SOLENOID**



**AR104 RECTIFIER**



## 5398 JOHNSON/EVINRUDE MID MODEL-10 TOOTH

**Features:**

Epoxy powder coat. Induction case hardened motor shaft.

**Fits:**

OMC 1997-1999 | 25-35 HP 3 Cylinder

**Replaces Part Numbers:**

BRP-OMC 584818

BRP-OMC 586277

BRP-OMC 778996



**DVK98 REPAIR KIT**



**SR398 REPAIR KIT**



**SW622 SOLENOID**

JOHNSON/EVINRUDE



## 5399 JOHNSON/EVINRUDE LATE MODEL V4

**Features:**

Epoxy powder coat. Induction case hardened motor shaft.

**Fits:**

OMC 90-115 HP 1997-Up | 60 Degree V4 1998-2000 | 80, 100 HP

**Replaces Part Numbers:**

BRP-OMC 584980

BRP-OMC 586284



**DVS18 DRIVE GEAR**



**SR399 REPAIR KIT**



# TILT/TRIM MOTORS

JOHNSON/EVINRUDE





# TILT/TRIM MOTORS



## 6206 JOHNSON/EVINRUDE 3 BOLT, 3 WIRE, PRESTOLITE

**Features:**

Epoxy powder coat. Induction case hardened motor shaft.

**Fits:**

OMC 1977-1981 | 70-115 HP

**Replaces Part Numbers:**

OMC 387277  
OMC 582047

OMC 582048  
OMC 582155

OMC 584107  
OMC 77784

OMC 984356



### SW340 REPLACEMENT SOLENOID



### TR206 REPAIR KIT KIT



## 6220 JOHNSON/EVINRUDE 3 BOLT 2 WIRE, 96" LEADS

**Features:**

Epoxy powder coat. Induction case hardened motor shaft.

**Fits:**

OMC 1981-1997 | 60-300 HP

**Replaces Part Numbers:**

OMC 391264  
OMC 393259

OMC 393988  
OMC 395840

OMC 434795  
OMC 983019

OMC 983446  
OMC 985237



### R473 REPLACEMENT RELAY



## 6220X JOHNSON/EVINRUDE 3 BOLT 2 WIRE, 62" LEADS

**Features:**

Epoxy powder coat. Induction case hardened motor shaft.

**Fits:**

OMC 1981-1997 | 60-300 HP

**Replaces Part Numbers:**

OMC 394176



### R473 REPLACEMENT RELAY

JOHNSON/EVINRUDE



# TILT/TRIM MOTORS



## 6238 JOHNSON/EVINRUDE 4 BOLT 2 WIRE, EFI

**Features:**

Epoxy powder coat. Induction case hardened motor shaft.

**Fits:**

OMC 1998-Up | 75-250 HP EFI

**Replaces Part Numbers:**

OMC 438786

OMC 439937

OMC 5005254



**R473 REPLACEMENT RELAY**

JOHNSON/EVINRUDE



## 6241 JOHNSON/EVINRUDE 4 BOLT 2 WIRE, FLAT BLADE SHAFT

**Features:**

Epoxy powder coat. Induction case hardened motor shaft.

**Fits:**

OMC 60, 70, 90 115, 150 175 HP 1991-Up | 200, 225 HP 1991-1994 | 120, 140 HP | 1995-Up | 50 HP 3 Cyl, 60 HP, V4 130 HP 1997-Up | 115-200 HP 1998-1999 | 225 HP

**Replaces Part Numbers:**

OMC 434495

OMC 438529

OMC 5005374

OMC 434496

OMC 438531

OMC 5005376



**R473 REPLACEMENT RELAY**



## 6242 JOHNSON/EVINRUDE 4 BOLT 2 WIRE FEMALE SPADE, HOLLOW HEX SHAFT

**Features:**

Epoxy powder coat. Induction case hardened motor shaft.

**Fits:**

OMC 1992-Up | J-Suffix 40, 48, 50 HPHP 1995-Up | 50 HP 3 Cyl, 60 HP, V4 130 HP 1997-Up | 115-200 HP 1998-1999 | 225 HP

**Replaces Part Numbers:**

OMC 435532

OMC 437801



**R473 REPLACEMENT RELAY**



# TILT/TRIM MOTORS



## 6243 JOHNSON/EVINRUDE 4 BOLT 2 WIRE MALE SPADE, HOLLOW HEX SHAFT

**Features:**

Epoxy powder coat. Induction case hardened motor shaft.

**Fits:**

OMC 1989-1992 | M-Suffix 40, 48, 50 HP

**Replaces Part Numbers:**

OMC 433226



**R473** REPLACEMENT RELAY



## 6244 JOHNSON/EVINRUDE 3 BOLT. COMMERCIAL V8

**Features:**

Epoxy powder coat. Induction case hardened motor shaft.

**Fits:**

OMC 1993 | V6 1993-Up | Commercial V8

**Replaces Part Numbers:**

OMC 435548

OMC 437666



**R473** REPLACEMENT RELAY



## 6247 JOHNSON/EVINRUDE-E-TEC

**Features:**

Epoxy powder coat. Induction case hardened motor shaft.

**Fits:**

Evinrude E-Tec 2005-2009 | 70-90 HP 2007-2009 | 115 HP 2009 | 130 HP

**Replaces Part Numbers:**

OMC 5005817

OMC 5005838

OMC 5006319



**R767** REPLACEMENT RELAY



# TILT/TRIM MOTORS



## 6248 JOHNSON/EVINRUDE-E-TEC

**Features:**

Epoxy powder coat. Induction case hardened motor shaft.

**Fits:**

Evinrude E-Tec 2005-2009 | 40-50 HP 2007-2009 | 60 HP 2009 | 25-30 HP

**Replaces Part Numbers:**

OMC 5005831



### R767 REPLACEMENT SOLENOID

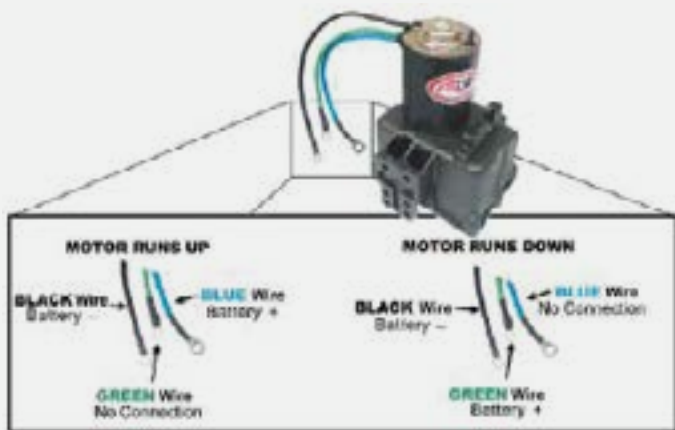
# TECH TIP

## REVERSABLE TILT-TRIM MOTORS

Today's tilt-trim motors use wire wound or permanent magnet fields.  
**BEFORE YOU CAN ACCURATELY TEST THE MOTOR YOU MUST KNOW WHAT TYPE IT IS.**

Wire wound field motors will normally have three wires and will usually have four screws placed around the perimeter of the motor case. If the motor has only two wires; it is usually a permanent magnet field motor. However, some older Mercury Marine wire wound field motors have only two wires and use an external ground that is attached to the motor housing. Since wire wound field motors have a higher current draw, solenoids are used to relay battery current to the motor. Permanent magnet field motors draw much less current and miniature relays are used to relay the battery current.

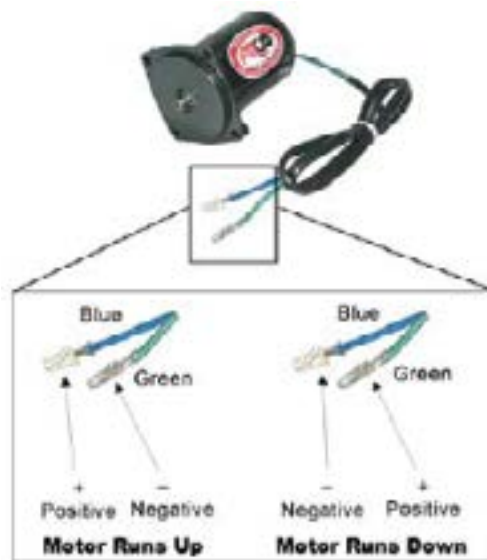
**REMEMBER - BLUE SKY (UP) WIRE TO POSITIVE MAKES THE MOTOR RUN IN THE UP DIRECTION GREEN GRASS (DOWN) WIRE TO POSITIVE MAKES THE MOTOR RUN IN THE DOWN DIRECTION**



### Wire Wound Field Motor

Connecting the blue lead to battery positive and the black lead to battery negative will make the motor run in the up direction and will raise the outdrive or outboard motor.

Connecting the green wire to battery positive and the black wire to battery negative will make the motor run in the down direction. This will lower the outdrive or outboard motor.



### Permanent Magnet Field Motor

Connecting the blue lead to battery positive and the green lead to battery negative will make the motor run in the up direction. This will raise the outdrive or outboard motor.

Connecting the green lead to battery positive and the blue lead to battery negative will make the motor run in the down direction. This will lower the outdrive or outboard motor.

DIGITAL CROSS REFERENCE AT [ARCOMARINE.COM](http://ARCOMARINE.COM)

**REPUTATION DELIVERED  
IN EVERY PART**

1.800.722.2720 | [arco@arcomarine.com](mailto:arco@arcomarine.com)





# SOLENOIDS



## SW394 OMC GROUNDED BASE, PRESTOLITE STYLE

**Features:**

Robust solenoid designed for the marine industry. Corrosion resistance.

**Fits:**

Many Evinrude/Johnson Outboard Applications

**Replaces Part Numbers:**

OMC 586842	OMC 981703	OMC 3853839
OMC 980801	OMC 982189	



## SW357 EVINRUDE G2 ENGINES

**Features:**

Robust solenoid designed for the marine industry. Corrosion resistance.

**Fits:**

Many Evinrude/Johnson Outboard Applications

JOHNSON/EVINRUDE



## SW580 JOHNSON/EVINRUDE ISOLATED BASE W/GROMMET

**Features:**

Robust solenoid designed for the marine industry. Corrosion resistance.

**Fits:**

Many Evinrude/Johnson Outboard Applications

**Replaces Part Numbers:**

OMC 584580



## SW590 EVINRUDE/E-TEC, ISOLATED BASE W/GROMMET

**Features:**

Robust solenoid designed for the marine industry. Corrosion resistance.

**Fits:**

Many Evinrude/Johnson Outboard Applications

**Replaces Part Numbers:**

OMC 586774	OMC 5009214
------------	-------------





# SOLENOIDS



## SW595 EVINRUDE/E-TEC. W/GROMMET

**Features:**

Robust solenoid designed for the marine industry. Corrosion resistance.

**Fits:**

Many Evinrude/Johnson Outboard Applications

**Replaces Part Numbers:**

OMC 587020



## SW622 JOHNSON/EVINRUDE ISOLATED BASE, PRESTOLITE STYLE

**Features:**

Robust solenoid designed for the marine industry. Corrosion resistance.

**Fits:**

Many Evinrude/Johnson Outboard Applications

**Replaces Part Numbers:**

OMC 380095

OMC 389398

OMC 395419

OMC 586180

OMC 383622

OMC 389493

OMC 582708

JOHNSON/EVINRUDE



## SW730 JOHNSON/EVINRUDE GROUNDED BASE, PRESTOLITE STYLE

**Features:**

Robust solenoid designed for the marine industry. Corrosion resistance.

**Fits:**

Many Evinrude/Johnson Outboard Applications

**Replaces Part Numbers:**

OMC 586730

OMC 985064



## SW774 OMC GROUNDED BASE, PRESTOLITE STYLE

**Features:**

Robust solenoid designed for the marine industry. Corrosion resistance.

**Fits:**

Many Evinrude/Johnson Outboard Applications

**Replaces Part Numbers:**

OMC 979774



# MISCELLANEOUS



## AR103 RECTIFIER-OMC 3 LEAD

**Features:**  
OEM replacement rectifier

**Fits:**  
Many Evinrude/Johnson Outboard Applications

**Replaces Part Numbers:**

OMC 580841	OMC 582399	OMC 580841	OMC 582307
OMC581305	OMC388955	OMC 581305	OMC 582399
OMC 582307	OMC 390124	OMC 581603	OMC 583408



## AR104 RECTIFIER-OMC 4 LEAD

**Features:**  
OEM replacement rectifier

**Fits:**  
Many Evinrude/Johnson Outboard Applications

**Replaces Part Numbers:**

Mercury 8M0123161	Mercury 89-94318	Mercury 89-96158T
Mercury 89-846070	Mercury 89-96158	Sierra 18-5817

JOHNSON/EVINRUDE



## DV358 STARTER DRIVE 9 TOOTH

**Features:**  
9 tooth replacemenet starter driver

**Fits:**  
For Arco 5358



## DV361 STARTER DRIVE SMALL 10 TOOTH

**Features:**  
10 tooth replacemenet starter driver

**Fits:**  
For Arco 5361



# MISCELLANEOUS



## DV369 STARTER DRIVE 10 TOOTH

**Fits:**  
For Arco 5369



## DV370 STARTER DRIVE 9 TOOTH

**Fits:**  
For Arco 5370



## DV371 STARTER DRIVE 9 TOOTH

**Fits:**  
For Arco 5371

**Replaces Part Numbers:**  
OMC 384781



## DV372 STARTER DRIVE SMALL 10 TOOTH

**Fits:**  
For Arco 5372

**Replaces Part Numbers:**  
BRP-OMC 385949      BRP-OMC 585267      BRP-OMC 586100



## DV372X STARTER DRIVE LARGE 10 TOOTH

**Fits:**  
For Arco 5372X



# MISCELLANEOUS



## DV373 STARTER DRIVE 8 TOOTH

**Fits:**  
For Arco 5373

**Replaces Part Numbers:**  
OMC 387683



## DV376 STARTER DRIVE 11 TOOTH

**Fits:**  
For Arco 5376

**Replaces Part Numbers:**  
OMC 321648



## DV386 STARTER DRIVE 10 TOOTH

**Fits:**  
For Arco 5386



## DV387 STARTER DRIVE 10 TOOTH

**Fits:**  
For Arco 5387

**Replaces Part Numbers:**  
OMC 586392



## DV389 STARTER DRIVE 9 TOOTH

**Fits:**  
For Arco 5389



# MISCELLANEOUS



## DV390 STARTER DRIVE 9 TOOTH

**Fits:**  
For Arco 5390



## DVS17 STARTER DRIVE 9 TOOTH

**Fits:**  
JSA 517



## DVS18 STARTER DRIVE 10 TOOTH

**Fits:**  
JSA 518



## DVK68 TWO PIECE DRIVE KIT 10 TOOTH

**Fits:**  
For Arco 5368



## DVK70 TWO PIECE DRIVE KIT 9 TOOTH



# MISCELLANEOUS



## DVK71 TWO PIECE DRIVE KIT 9 TOOTH



## DVK72 TWO PIECE DRIVE KIT SMALL 10 TOOTH

**Fits:**  
586100



## DVK76 TWO PIECE DRIVE KIT 11 TOOTH

**Replaces Part Numbers:**  
OMC 586102



## DVK86 TWO PIECE DRIVE KIT 10 TOOTH

**Fits:**  
For Arco 5386



## DVK89 TWO PIECE DRIVE KIT 9 TOOTH

**Replaces Part Numbers:**  
OMC 586101



# MISCELLANEOUS



## DVK90 TWO PIECE DRIVE KIT 9 TOOTH



## DVK98 TWO PIECE DRIVE KIT 10 TOOTH

**Fits:**  
For Arco 5398



## JSA517 JACK SHAFT ASSEMBLY 9 TOOTH

**Fits:**  
For Arco 5363 and 5399

**Replaces Part Numbers:**  
OMC 434517



## JSA518 JACK SHAFT ASSEMBLY 10 TOOTH

**Fits:**  
For Arco 5363

**Replaces Part Numbers:**  
OMC 5004518



## R473 RELAY - OMC 12 VOLT, 30 AMP

**Fits:**  
Many Evinrude/Johnson Outboard Applications

**Replaces Part Numbers:**

OMC 582195  
OMC 582472

OMC 582473  
OMC 584416

OMC 586147  
OMC 586244

OMC 3857533



# MISCELLANEOUS



## R767 RELAY-EVINRUDE E-TEC

**Fits:**  
2004-2012 | E-Tec 25-300 HP

**Replaces Part Numbers:**  
OMC 586767      OMC 0586767



## SR358 STARTER REPAIR KIT 5358

**Fits:**  
For Arco 5358



## SR361 STARTER REPAIR KIT 5361

**Fits:**  
For Arco 5361

**Replaces Part Numbers:**  
OMC 586102



## SR363 STARTER REPAIR KIT 5363

**Fits:**  
For Arco 5363

**Replaces Part Numbers:**  
OMC 433852



## SR369 STARTER REPAIR KIT 5369

**Fits:**  
For Arco 5369

**Replaces Part Numbers:**  
OMC 386678





# MISCELLANEOUS



## SR370 STARTER REPAIR KIT S370

**Fits:**  
For Arco 5370



## SR371 STARTER REPAIR KIT S371

**Fits:**  
For Arco 5371

**Replaces Part Numbers:**  
OMC 385844



## SR372 STARTER REPAIR KIT S372

**Fits:**  
For Arco 5372 and 5372x

**Replaces Part Numbers:**  
OMC 328381      OMC 585266



## SR373 STARTER REPAIR KIT S373

**Fits:**  
For Arco 5373



## SR376 STARTER REPAIR KIT S376

**Fits:**  
For Arco 5376

**Replaces Part Numbers:**  
OMC 387768      OMC 585265



## SR386 STARTER REPAIR KIT S386

**Fits:**  
For Arco 5386



# INBOARD STARTERS

MERCUISER



# MERCUISER



# INBOARD STARTERS



## 30433 OEM REMY STANDARD DUTY STAGGARD BOLT

### Features:

NEW OEM Premium Replacement Inboard Starter, Permanent Magnet, Gear Reduction Starter. 1.2 KW

### Fits:

All Mercruiser GM engines with 14" flywheel using a staggered bolt pattern. Recommended for late model 3.0 Liter with 14" flywheel using tail bracket. Can also be used in place of 10MT style starter with two long bolt staggered pattern. Mounting bolt kit MBK450 required if replacing 10MT

### Replaces Part Numbers:

Delco 9000735	Delco 9000839	Mercury 50-12121A2	Mercury 50-812604A2	Mercury 50-99418A2
Delco 9000762	Delco 9000840	Mercury 50-12177A2	Mercury 50-822330A2	Sierra 18-6275
Delco 9000768	Delco 9000849	Mercury 50-806964A2	Mercury 50-864340A2	Protorque PH130-0067
Delco 9000789	Delco 9000885	Mercury 50-806964A3	Mercury 50-8M8021116	MPPARTS SDR0105
Delco 9000819	Delco 9000940	Mercury 50-806964A4	Mercury 50-807904A1	MPPARTS SAB0081
Delco 9000821	Delco 9000884 (Hi Perf)	Mercury 50-812428A3	Mercury 50-863007A1	



## SW463 SOLENOID



## 30456 TOP MOUNT CW ROTATION

### Features:

New Heavy-Duty Replacement Starters, High Performance 14 MT CW Rotation Starter.

### Fits:

Mercruiser

### Replaces Part Numbers:

Delco 19010617	Mercury 50-65785A1	Mercury 50-79604A3	Mercury 50-97499A3	SIERRA 18-5901
Mercury 50-47454	Mercury 50-79604A1	Mercury 50-97499A2	Mercury 50-97499R2	SIERRA 18-5907



## DV456 DRIVE GEAR



## SW456 SOLENOID



## 30457 TOP MOUNT CCW ROTATION

### Features:

New Heavy-Duty Replacement Starters, High Performance 14 MT CCW Rotation Starter.

### Fits:

Mercruiser

### Replaces Part Numbers:

Delco 19010612	Mercury 50-47455	Mercury 50-76965A3	Mercury 50-99419A3	SIERRA 18-5902
Delco 19010615	Mercury 50-65784A1	Mercury 50-76965A4	Mercury 50-808011A1	SIERRA 18-5908
Mercury 50-17251A3	Mercury 50-76965A1			



## DV457 DRIVE GEAR



## SW456 SOLENOID



# INBOARD STARTERS



## 30459 REMY TOP MOUNT, GEAR REDUCTION, CCW ROTATION

**Features:**

NEW OEM High Performance Replacement Inboard Starter New. Light weight and compact. Permanent Magnet, Gear Reduction, Counter Clockwise Rotation

**Fits:**

MerCruiser

**Replaces Part Numbers:**

Delco 8000186      Delco 9000888      Mercury 50-80801A4      Mercury 50-80801A05      Sierra 18-5603



**SW463 SOLENOID**



## 30460 GEAR REDUCTION, HIGH PERFORMANCE, PMGR STARTER

**Features:**

NEW OEM High Performance Replacement Inboard Starter New. Light weight and compact. Permanent Magnet, Gear Reduction, Counter Clockwise Rotation

**Fits:**

MerCruiser-Will replace all CW rotating 10MT starters with one long and one short bolt straight across pattern. 12 3/4" Flywheel. Straight Across Bolt

**Replaces Part Numbers:**

Delco 9000763	Mercury 50-46282	Mercury 50-77328A3	Mercury 50-806963A2	SIERRA 18-5900
Delco 9000820	Mercury 50-59799	Mercury 50-79821A2	Mercury 50-806963A4	SIERRA 18-5911
Delco 9000822	Mercury 50-69863A1	Mercury 50-79822A1	Mercury 50-806965A2	SIERRA 18-5919
Mercury 50-32703	Mercury 50-69864A1	Mercury 50-79822A2	Mercury 50-806965A4	
Mercury 50-45120	Mercury 50-77328A1	Mercury 50-79823A1	Mercury 50-812429A2	



**SW450 SOLENOID**



**BH450 BRUSH HOLDER**



**MBK460 BOLT KIT**  
*(included with starter)*



## 30462 REMY TOP MOUNT, GEAR REDUCTION, CCW ROTATION

**Features:**

New OEM Quality, Permanent Magnet, CW Rotation, Gear Reduction Starter, with 2 long bolt slight offset bolt pattern.

**Fits:**

MerCruiser 6.0 L GM Engines

**Replaces Part Numbers:**

Delco 9000887      SIERRA 18-6443



**SW463 SOLENOID**



# INBOARD STARTERS



## 30470-A HIGH PERFORMANCE, PMGR STARTER, 14" FLYWHEEL, STAGGERED BOLT

**Features:**

NEW OEM Quality Hi Torque, Permanent Magnet, Gear Reduction Starter. 1.7 KW Will replace 9 tooth drive OEM versions 3.0-8.1L with 14" flywheel. CW rotation, with staggered bolt pattern, mounting bolts included.

**Fits:**

MerCruiser

**Replaces Part Numbers:**

Delco 9000735	Delco 9000839	Mercury 50-12121A2	Mercury 50-812604A2	Sierra 18-5905
Delco 9000762	Delco 9000840	Mercury 50-12177A2	Mercury 50-822330A2	Sierra 18-5910
Delco 9000768	Delco 9000849	Mercury 50-806964A2	Mercury 50-864340A2	Sierra 18-5913
Delco 9000789	Delco 9000885	Mercury 50-806964A3	Mercury 50-8M8021116	Sierra 18-6946
Delco 9000819	Delco 9000940	Mercury 50-806964A4	Mercury 50-99418A2	
Delco 9000821	Delco 9000884 (Hi Perf)	Mercury 50-812428A3		



**SW450 SOLENOID**

**BH450 BRUSH HOLDER**



**MBK450 BOLT KIT**  
*(included with starter)*



## 50143 PRESTOLITE STYLE MERCUISER 470 CW

**Features:**

ARCO Prestolite Style Replacement Inboard Starter Heavy Duty. Fits MerCruiser 470. Threaded mounting stud in case. 12 volt. Clockwise rotation.

**Fits:**

MerCruiser 470

**Replaces Part Numbers:**

Mercury 50-72550	Mercury 50-72550A1	Mercury 50-72550A2	Mercury 50-72550R2
------------------	--------------------	--------------------	--------------------



## 50169 PRESTOLITE STYLE MERCUISER

**Features:**

ARCO Prestolite Style Replacement Inboard Starter Heavy Duty. Fits MerCruiser 888, 302, & 351 Fords. Two Bolt Mount, 12 volt. Clockwise rotation.

**Fits:**

MerCruiser 888, 302 & 351 Fords

**Replaces Part Numbers:**

50-69865	50-69865A1
----------	------------

MERCUISER



# TILT/TRIM MOTORS



MERCUISER



## 6218 3 WIRE MOTOR FOR OILDYNE STYLE PUMP

**Features:**

Mercury I/O's with Oildyne pump. 12 Volt, 3 Wire, Ring Terminal Ends.

**Fits:**

Mercury 470

**Replaces Part Numbers:**

Mercury 17649  
Mercury 17649A1

Mercury 17649A02  
Mercury 17649T

Mercury 87828  
Mercury 891736T

Sierra 18-6772



### TR218 REPAIR KIT



# TILT/TRIM MOTORS

## 6275 3 WIRE OILDYNE COMPLETE PUMP ASSEMBLY

**Features:**

Late model Mercruiser with Oildyne pump. 12 Volt, 3 Wire, Ring Terminal Ends.

**Fits:**

Late model Mercruiser with Oildyne pump

**Replaces Part Numbers:**

Mercury 14336A6  
Mercury 14336A8  
Mercury 14336A9  
Mercury 14336A12

Mercury 14336A15  
Mercury 14336A17  
Mercury 14336A20  
Mercury 14336A25

Mercury 14336A31  
Mercury 865380A03  
Mercury 865380A13  
Mercury 88183A5

Mercury 88183A6  
Mercury 88183A8  
Mercury 88183A11  
Mercury 88183A12

Mercury 88183A13  
Mercury 88183A25  
Mercury 18-6769 / 18-6769-1  
Sierra 18-6813



**TR218 REPAIR KIT**



**MS25 RESERVOIR KIT**  
- Early Model

**MS32 RESERVOIR KIT**  
- Late Model

## 6285 TILT TRIM PUMP/MOTOR/STAINLESS STEEL BRACKET ASSEMBLY FOR OILDYNE

**Features:**

Complete Mercury Replacement Tilt Trim Motor for an Oildyne Trim Pump used on late model Mercruiser Sterndrives. Contains a Steel Bracket, Solenoids, Wiring Harness, Junction Block, Motor, Pump & Stainless Hardware.

**Fits:**

Mercruiser

**Replaces Part Numbers:**

Mercruiser 862548A

Sierra 18-6750



**SW058HD SOLENOID**



## 6286 STAINLESS STEEL BRACKET ASSEMBLY FOR OILDYNE PUMP/MOTOR

**Features:**

Stainless Steel Power Trim Pump Mounting Bracket with wiring, solenoids and harnesses. Fits Various Mercruiser Floor Mounted applications requiring a remote style power trim pump with a pre-wired bracket With Solenoids and lead in power and ground wires





# ALTERNATORS



## 20102 EARLY MODEL DELCO 1 WIRE

**Features:**

12 Volt, 70 Amp, Self-exciting, Ignition protection screens, Internal regulator, Negative ground, 1-wire connection, 2-inch mounting foot, Single groove pulley included.

**Fits:**

Early Style GM L4 120, 225 V8, 225 MIE V8, 250 V8

**Replaces Part Numbers:**

Mercury 32701	Mercury 56045	Mercury 69729	Sierra 18-5956
Mercury 47456A1	Mercury 59755	Sierra 18-5950	Sierra 18-6841"



## 20104 EARLY MODEL DELCO 2 WIRE

**Features:**

12 Volt, 70 Amp, Ignition protection screens, Internal regulator, Negative ground, 2-wire plug, 2-inch mounting foot, Single groove pulley included

**Fits:**

Early Style GM L4 165

**Replaces Part Numbers:**

Mercury 78477	Protorque PH200-T014
Sierra 18-5951	MPPARTS TRM0004



## 20800 CURRENT MODEL 65 MM MULTI-GROOVE PULLEY

**Features:**

12 Volt, 70 AMP, Internal Fan, 65-mm multi-groove serpentine pulley included.

**Fits:**

MerCruiser 4.3L-8.2L, 1998-Up

**Replaces Part Numbers:**

Delco 19020601	Mercury 862031T
Delco 19020609	Mercury 862031T1



## 20810 CURRENT MODEL SINGLE GROOVE PULLEY

**Features:**

12 Volt, 70 AMP, Internal Fan, Single groove pulley included.

**Fits:**

MerCruiser 3.0L, 1999-Up

**Replaces Part Numbers:**

Delco 19020600	Mercury 862030T01	Protorque PH300-0033	MPPARTS ADRO317	Quicksilver 862030T01
Delco 19020604	Sierra 18-5983	Protorque PH300-0034	MPPARTS ADRO299	Quicksilver 862031T
Mercury 862030T				





# ALTERNATORS



## 20815 CURRENT MODEL REMY 50 MM MULTI-GROOVE PULLEY

**Features:**

12 Volt, 70 AMP, Internal Fan, 50-mm multi-groove serpentine pulley included.

**Fits:**

Mercuriser 4.3L-6.2L

**Replaces Part Numbers:**

Delco 19020611  
Delco 19020612

Mercury 863077T  
Sierra 18-6298

Protorque PH300-0035  
MPPARTS ADR0298



## 60050 MID MODEL REMY 55 AMP SINGLE GROOVE PULLEY

**Features:**

12 Volt, 55 Amp, Internal regulator, 2-inch mounting foot, Single groove pulley included.

**Fits:**

Late model Mercuriser

**Replaces Part Numbers:**

Mercury 12449  
Mercury 78403A1

Mercury 78403A2  
Mercury 817119A1

Mercury 817119A4  
Mercury 92497A3

Mercury 98555  
Mercury 98555A1

Sierra 18-5957  
Sierra 18-5966



## 60055 MID MODEL REMY 55 AMP MULTI GROOVE PULLEY

**Features:**

12 Volt, 55 Amp, Internal regulator, 2-inch mounting foot, Multi-groove serpentine pulley included

**Fits:**

Late model Mercuriser

**Replaces Part Numbers:**

Mercury 807652T

Sierra 18-5967



## 60060 MID MODEL REMY 65 AMP MULTI GROOVE PULLEY

**Features:**

12 Volt, 65 Amp, Internal Regulator, 2-inch mounting foot, Multi-groove serpentine pulley included

**Fits:**

Late model Mercuriser

**Replaces Part Numbers:**

Mercury 807653T

Sierra 18-5960



## 60065 MID MODEL REMY 65 AMP SINGLE GROOVE PULLEY

**Features:**

12 Volt, 65 Amp, Internal regulator, 2-inch mounting foot, Single groove pulley included.

**Fits:**

Late model Mercuriser

**Replaces Part Numbers:**

Mercury 805447T

Mercury 805884T

Sierra 18-5965



# SOLENOIDS



## SW054 SOLENOID-FLAT ISOLATED BASE

**Features:**

Late Model Mercruiser, Flat Isolated Base, 12 Volt

**Fits:**

Mercruiser

**Replaces Part Numbers:**

MERCURY 8M01Z3161	MERCURY 89-94318	MERCURY 89-96158T
MERCURY 89-846070	MERCURY 89-96158	SIERRA 18-5817



## SW058 SOLENOID-RAISED ISOLATED BASE

**Features:**

Late Model Mercruiser, Raised Isolated Base, 12 Volt

**Fits:**

Mercruiser

**Replaces Part Numbers:**

MERCURY 89-846070HD	MERCURY 89-94318HD
---------------------	--------------------



## SW058HD SOLENOID-HEAVY DUTY, RAISED ISOLATED BASE

**Features:**

Late Model Mercruiser. Heavy Duty, High Performance, Raised Isolated Base, 12 Volt

**Fits:**

Mercruiser

**Replaces Part Numbers:**

MERCURY 89-818999A1	MERCURY 89-818999A2	MERCURY 89-850188A1	MERCURY 89-850188T1
---------------------	---------------------	---------------------	---------------------



## SW099 SOLENOID-RAISED ISOLATED BASE WITH BUSHINGS

**Features:**

Raised Isolated Base with Bushings, 12 Volt

**Fits:**

Mercruiser

**Replaces Part Numbers:**

MERCURY 87-61053	MERCURY 89-68258	MERCURY 89-76545	MERCURY 89-853654A1
MERCURY 89-15857	MERCURY 89-68258A4	MERCURY 89-76545T	SIERRA 18-5815



# SOLENOIDS



## SW275 SOLENOID-STYLE, ISOLATED BASE

**Features:**

Early Prestolite Style, Isolated Base, 12 Volt

**Fits:**

MerCruiser

**Replaces Part Numbers:**

MERCURY 89-76416A1

SIERRA 18-5801



## SW394 SOLENOID-STYLE, GROUNDED BASE

**Features:**

Early Prestolite Style, Grounded Base, 12 Volt

**Fits:**

MerCruiser



## SW981 SOLENOID-EARLY PRESTOLITE STYLE, GROUNDED BASE WITH SIDE MOUNT BRACKET

**Features:**

Early Prestolite Style, Grounded Base with Side Mount Bracket. 12 Volt

**Fits:**

MerCruiser

**Replaces Part Numbers:**

MerCruiser 88183A12

MerCruiser 14336A8

MerCruiser 14336A9

Sierra 18-6752



**6218** TILT TRIM MOTOR



**6275** TILT TRIM MOTOR & PUMP ASSY



**SW058HD** SOLENOID



**MS25** RESERVOIR KIT EARLY MODEL



**MS33** RESERVOIR KIT LATE MODEL

MERCUISER



# SOLENOIDS



## SW054 CURRENT MODEL FLAT ISOLATED BASE

**Features:**

Late Model Mercruiser, Flat Isolated Base, 12 Volt

**Fits:**

Mercruiser

**Replaces Part Numbers:**

Mercury 89-850189	Mercury 89-91975	Mercury 89-96054T
Mercury 89-850189T	Mercury 89-96054	Sierra 18-5816



## SW058 CURRENT MODEL RAISED ISOLATED BASE

**Features:**

Late Model Mercruiser, Raised Isolated Base, 12 Volt

**Fits:**

Mercruiser

**Replaces Part Numbers:**

Mercury 8M0123161	Mercury 89-94318	Mercury 89-96158T
Mercury 89-846070	Mercury 89-96158	Sierra 18-5817



## SW058HD HEAVY DUTY, CURRENT MODEL RAISED ISOLATED BASE

**Features:**

Late Model Mercruiser. Heavy Duty, High Performance, Current Model Raised Isolated Base, 12 Volt

**Fits:**

Mercruiser

**Replaces Part Numbers:**

Mercury 89-846070HD	Mercury 89-94318HD
---------------------	--------------------



## SW099 CURRENT MODEL RAISED ISOLATED BASE WITH BUSHINGS

**Features:**

Raised Isolated Base with Bushings, 12 Volt

**Fits:**

Mercruiser

**Replaces Part Numbers:**

Mercury 89-818999A1	Mercury 89-818999A2	Mercury 89-850188A1	Mercury 89-850188T1
---------------------	---------------------	---------------------	---------------------



# SOLENOIDS



## SW275 EARLY PRESTOLITE STYLE, ISOLATED BASE

**Features:**

Early Prestolite Style, Isolated Base, 12 Volt

**Fits:**

MerCruiser

**Replaces Part Numbers:**

MERCURY 87-61053  
MERCURY 89-15857

MERCURY 89-68258  
MERCURY 89-68258A4

MERCURY 89-76545  
MERCURY 89-76545T

MERCURY 89-853654A1  
SIERRA 18-5815



## SW394 GROUNDED BASE, 12 VOLT

**Fits:**

MerCruiser, BRP-OMC

**Replaces Part Numbers:**

Mercury 89-76416A1  
BRP-OMC 586842  
BRP-OMC 980801

BRP-OMC 981703  
BRP-OMC 982189  
BRP-OMC 3853839

Pleasurecraft R13001  
Volvo 3853839-3  
Sierra 18-5801



## SW622 OMC ISOLATED BASE, PRESTOLITE STYLE

**Features:**

Robust solenoid designed for the marine industry. Corrosion resistance.

**Fits:**

MerCruiser

**Replaces Part Numbers:**

MERCURY 47886

MERCURY 47886T



## SW661 ISOLATED BASE, 12 VOLT

**Fits:**

MerCruiser

**Replaces Part Numbers:**

Mercury 25661  
Mercury 25661-1

Mercury 25661T1  
Sierra 18-5836



## SW981 GROUNDED BASE, 12 VOLT

**Fits:**

MerCruiser

**Replaces Part Numbers:**

Mercury 54981  
Mercury 65057A1

Mercury 65057T1  
Sierra 18-5802



# MISCELLANEOUS



## MS25 TILT TRIM RESERVOIR KIT, MERCUISE

**Features:**  
Includes Reservoir, cap, O-rings, mounting screws.

**Fits:**  
Mercruiser

**Replaces Part Numbers:**  
Mercury Marine 18525A1    SIERRA 18-6771



## MS32 TILT TRIM RESERVOIR KIT, MERCUISE

**Features:**  
ARCO 6275 Tilt Motor 4 screw mount

**Fits:**  
Replaces Mercruiser

**Replaces Part Numbers:**  
Mercruiser 883166A2    SIERRA 18-6778



## MBK450 ARCO BOLT KIT

**Features:**  
Mounting Bolt Kit for Arco gear reduction starters. 2 long mounting bolts, 3/8"-16 N.C threads. This kit will also fit all Delco gear reduction starters with staggered bolt mounting pattern. Required when replacing a 10MT starter with a gear reduction starter. Will not fit metric engines or 10MT starters



## MBK460 ARCO BOLT KIT

**Features:**  
Mounting Bolt Kit for Arco 30460 gear reduction starters. This kit will also fit Delco 10MT starters with one long & one short mounting bolt. Will not fit metric engines or 10MT starters



## R202 RELAY, MERCUISE, 12V, 30 AMP

**Features:**  
12 Volt, 30 AMP

**Fits:**  
Mercruiser

**Replaces Part Numbers:**  
Mercury Marine 807057    Mercury Marine 807057T    Mercury Marine 865202T    Mercury Marine 86-865202T



# TECH TIP

## THE BEST OFFENSE IS A GREAT DEFENSE

Moisture is the number one “killer” of marine starters. That is why, from start to finish, we design and manufacture our starters with corrosion protection in mind. In fact, over three million dollars has been invested in totally computerized production and testing machinery. Follow along as we show you how we not only go to war against corrosion, but build quality into each and every ARCO part.

First, we start with nickel-plated armature shafts and silicon steel lamination stacks. Add a layer of powder coating, the best insulation and corrosion preventative available, and you are ahead in the battle.

Next, the commutator is attached, computer-wound copper windings are added, and a ground fault test is made on each armature. Strategic testing during the early stages of assembly is an essential maneuver for uncovering and correcting potential weaknesses. The commutator tabs are then crimped and hot stacked. On the lathe, the commutator face is smoothed and polished ensuring the brushes run as friction-free as possible. A computerized 18 point armature check is made at this time.

Now the armature goes onto our automated, state-of-the-art assembly line. The first stop is the polyester trickle varnish “carousel”. The varnish not only assists in holding the windings in place during peak performance, but also dissipates heat—another of the starter’s enemies. Moving along, the armatures are now inserted into the epoxy coated shell. The shells have been previously prepared with high performance magnets bonded to the interior. Nuts, bolts, gaskets, a spring, drive gear, brush kit and end cap are added to complete the assembly of the starter. The high performance magnets are now fully charged. Last, but not least, a computerized full load performance test is conducted on each and every starter. Only by passing this final inspection is an ARCO starter certified as ready for battle.



DIGITAL CROSS REFERENCE AT [ARCOMARINE.COM](http://ARCOMARINE.COM)

# REPUTATION DELIVERED IN EVERY PART

1.800.722.2720 | [arco@arcomarine.com](mailto:arco@arcomarine.com)





# OUTBOARD STARTERS



MERCURY MARINER

# MERCURY MARINER





# OUTBOARD STARTERS



## 3426 OUTBOARD STARTER-MERCURY/MARINER - 9 TOOTH

**Features:**  
OEM Superior Quality

**Fits:**  
Mercury 40-50 HP 4 Stroke

**Replaces Part Numbers:**  
Mercury 50-825095



**DV526 DRIVE GEAR**



**SW945 SOLENOID**



## 3430 OUTBOARD STARTER-MERCURY/MARINER -13 TOOTH

**Features:**  
OEM Superior Quality

**Fits:**  
Mercury/Mariner 75, 90 HP 4 Stroke

**Replaces Part Numbers:**  
Mariner 50-804312T1      Mercury 50-804312T1



**SW945 SOLENOID**



## 3432 OUTBOARD STARTER-MERCURY/MARINER - 13 TOOTH

**Features:**  
OEM Superior Quality

**Fits:**  
Mercury 90-115 HP EFI 4 Stroke

**Replaces Part Numbers:**  
Mercury 50-881368T1      Mercury 50-881368T2      Mercury 8M0007971



## 5359 OUTBOARD STARTER-MERCURY/MARINER -LATE MODEL 9 TOOTH

**Features:**  
Made in the USA, E-Coat Finish

**Fits:**  
Mercury 8, 9.9, 13.5, 15 HP 4 Stroke

**Replaces Part Numbers:**  
Mercury 50-852570      Mercury 50-857065      Mercury 50-859168T  
Mercury 50-852570T      Mercury 50-859168      Mercury 50-893894



**DV359 DRIVE GEAR**



**SR359 REPAIR KIT**

MERCURY MARINER



# OUTBOARD STARTERS



## 5360 OUTBOARD STARTER-MERCURY-9 TOOTH

**Features:**

Made in the USA, E-Coat Finish

**Fits:**

Mercury 2001-Up | 40 50, 60 HP 4 Cy 4 Stroke

**Replaces Part Numbers:**

Mercury 50-859377T

Mercury 50-884044T

Mercury 50-888161T

Mercury 50-893888T



**DV360 DRIVE GEAR**



**SW945 SOLENOID**



**SR360 REPAIR KIT**



## 5362 OUTBOARD STARTER-MERCURY -9 TOOTH METRIC

**Features:**

Made in the USA, E-Coat Finish

**Fits:**

Mercury 1997-Up | 40-50 HP 4 Stroke

**Replaces Part Numbers:**

Mercury 50-834749

Mercury 50-859171T

Mercury 50-898265001



**DV362 DRIVE GEAR**



**SW097 SOLENOID**



**SR362 REPAIR KIT**



**SW945 SOLENOID**



## 5364 OUTBOARD STARTER-MERCURY-9 TOOTH

**Features:**

Made in the USA, E-Coat Finish

**Fits:**

Mercury 1998-Up | 25 HP 4 Stroke

**Replaces Part Numbers:**

Mercury 50-830308

Mercury 888151T

Mercury 50-893886T

Mercury 50-830308T

Mercury 50-859169T



**DV364 DRIVE GEAR**



**SW097 SOLENOID**



**SR364 REPAIR KIT**



# OUTBOARD STARTERS



## 5365 OUTBOARD STARTER-MERCURY-9 TOOTH

**Features:**

Made in the USA, E-Coat Finish

**Fits:**

Mercury 1999-UP | 30, 40, 50, 50 HP 3 Cyl 4 Stroke

**Replaces Part Numbers:**

Mercury 50-859170T      Mercury 50-884045T      Mercury 50-893887T  
Mercury 50-859170T1      Mercury 50-888160T



**DV365 DRIVE GEAR**



**SW945 SOLENOID**



**SR365 REPAIR KIT**



**SW099 SOLENOID**



## 5366 OUTBOARD STARTER-MERCURY -EARLY MODEL 9 TOOTH

**Features:**

Made in the USA, E-Coat Finish

**Fits:**

Mercury 30-50 HP

**Replaces Part Numbers:**

Mercury 50-30829      Mercury 50-38890A1      Mercury 50-898265006  
Mercury 50-37345A1      Mercury 50-55601A2



**DV366 DRIVE GEAR**



**SW275 SOLENOID**



**SR366 REPAIR KIT**



**SW661 SOLENOID**

MERCURY MARINER



# OUTBOARD STARTERS



## S367 OUTBOARD STARTER-MERCURY/MARINER -10 TOOTH, 2 1/2" CASE

**Features:**

OEM Superior Quality, E-Coat Finish

**Fits:**

Mercury/Mariner 1986-1996 | 6-15 HP 1980-2003 | 18-25 HP

**Replaces Part Numbers:**

Mercury 50-893889T

Mercury 50-8M0033984

Mercury 50-90983A1

Mercury 50-90983T1



**DV367 DRIVE GEAR**



**SW054 SOLENOID**



**SR367 REPAIR KIT**



**SW099 SOLENOID**



**AR351 HEAVY DUTY  
RECTIFIER**



## S374 OUTBOARD STARTER-MERCURY -10 TOOTH

**Features:**

Made in the USA, E-Coat Finish

**Fits:**

Mercury 65-85 HP 4 Cyl

**Replaces Part Numbers:**

Mercury 50-31976

Mercury 50-45822

Mercury 50-57867A1

Mercury 50-58788A3

Mercury 50-37274A4

Mercury 50-48643A1

Mercury 50-58788

Mercury 50-67341



**DV374 DRIVE GEAR**



**SW275 SOLENOID**



**SR374 REPAIR KIT**



**SW661 SOLENOID**



# OUTBOARD STARTERS



## S374X OUTBOARD STARTER-MERCURY -LARGE 10 TOOTH

**Features:**  
Made in the USA, E-Coat Finish

**Fits:**  
1956-1959; 25-55 HP

**Replaces Part Numbers:**  
Mercury 50-29105      Mercury 50-30842      Mercury 50-32403      Mercury 50-32411



**DV374X DRIVE GEAR**



**SR374 REPAIR KIT**

MERCURY MARINER



# OUTBOARD STARTERS



## 5375 OUTBOARD STARTER-MERCURY/MARINER -10 TOOTH

**Features:**

Made in the USA, E-Coat Finish

**Fits:**

Mercury/Mariner 50-90 HP 65 HP Jet

**Replaces Part Numbers:**

Mercury 50-44369A1  
Mercury 50-60315

Mercury 50-65436  
Mercury 50-66015

Mercury 50-66015-2  
Mercury 50-66015-T

Mercury 50-893891T



**DV375 DRIVE GEAR**



**SW054 SOLENOID**



**SR375 REPAIR KIT**



**SW058 SOLENOID**



**AR351 HEAVY DUTY  
RECTIFIER**



**SW097 SOLENOID**



**SW109 SOLENOID**



**SW275 SOLENOID**



## 5377 OUTBOARD STARTER-MERCURY/MARINER -10 TOOTH

**Features:**

Made in the USA, E-Coat Finish

**Fits:**

Mercury/Mariner 90 175 HP Inline 150 HP V6

**Replaces Part Numbers:**

MERCURY 50-57465A1

MERCURY 50-57867

MERCURY 50-72467

MERCURY 50-898265010



**DV377 DRIVE GEAR**



**SW054 SOLENOID**



**SR377 REPAIR KIT**



**SW275 SOLENOID**



**AR351 HEAVY DUTY  
RECTIFIER**



**SW661 SOLENOID**



# OUTBOARD STARTERS



## 5378X OUTBOARD STARTER-MERCURY/MARINER -LARGE 10 TOOTH

**Features:**

Made in the USA, E-Coat Finish

**Fits:**

Mercury/Mariner V150, V175 HP

**Replaces Part Numbers:**

MERCURY 50-64975



**DV378X** DRIVE GEAR



**SW054** SOLENOID



**SR380** REPAIR KIT



**SW275** SOLENOID



**AR351** HEAVY DUTY  
RECTIFIER



**SW661** SOLENOID



## 5379 OUTBOARD STARTER-MERCURY/MARINER -10 TOOTH

**Features:**

Made in the USA, E-Coat Finish

**Fits:**

Mercury/Mariner 40-50 HP

**Replaces Part Numbers:**

MERCURY 50-73521

MERCURY 50-73521T

MERCURY 50-898265005



**DV379** DRIVE GEAR



**SW275** SOLENOID



**SR379** REPAIR KIT



**AR351** HEAVY DUTY  
RECTIFIER

MERCURY MARINER



# OUTBOARD STARTERS



## 5380 OUTBOARD STARTER-MERCURY/MARINER -8 TOOTH

**Features:**

Made in the USA, E-Coat Finish

**Fits:**

Mercury/Mariner 135-200 HP V6 105 HP Jet

**Replaces Part Numbers:**

MERCURY 50-44414	MERCURY 50-79472	MERCURY 50-884238T
MERCURY 50-44415	MERCURY 50-79472-1	MERCURY 50-893890
MERCURY 50-77141	MERCURY 50-79472T2	MERCURY 50-893893



**DV380 DRIVE GEAR**



**SW109 SOLENOID**



**SR380 REPAIR KIT**



**SW275 SOLENOID**



**AR351 HEAVY DUTY  
RECTIFIER**



## 5381 OUTBOARD STARTER-MERCURY -9 TOOTH

**Features:**

Made in the USA, E-Coat Finish

**Fits:**

Mercury 1996-1999 | 200 HP V6 DFI 1998-Up | 225 HP V6 DFI, 2.5 DFI, 3.0 DFI

**Replaces Part Numbers:**

MERCURY 50-833153	MERCURY 50-833153-2	MERCURY 50-833153-4	MERCURY 50-898265008
MERCURY 50-833153-1	MERCURY 50-833153-3	MERCURY 50-833153-5	



**DV381 DRIVE GEAR**



**SW109 SOLENOID**



**SR381 REPAIR KIT**





# OUTBOARD STARTERS



## 5381X OUTBOARD STARTER-MERCURY/MARINER -9 TOOTH

**Features:**  
Made in the USA, E-Coat Finish

**Fits:**  
Mercury/Mariner 150-225 HP

**Replaces Part Numbers:**  
MERCURY 50-44414      MERCURY 50-856996T      MERCURY 50-86976      MERCURY 50-898265013



**DV381X DRIVE GEAR**



**SW109 SOLENOID**



**SR381 REPAIR KIT**



**SW275 SOLENOID**



## 5384 OUTBOARD STARTER-MERCURY/MARINER RACING ENGINES. COUNTER CLOCKWISE ROTATION-10 TOOTH

**Features:**  
Made in the USA, E-Coat Finish

**Fits:**  
Mercury/Mariner 2.0 L, 2.4 L, 2.5 L V6 Racing Engines

**Replaces Part Numbers:**  
MERCURY 50-60594A      MERCURY 50-60594A1      MERCURY 50-50694T01



**DV384 DRIVE GEAR**



**SR384 REPAIR KIT**



## 5385 OUTBOARD STARTER-MERCURY-10 TOOTH

**Features:**  
Made in the USA, E-Coat Finish

**Fits:**  
Mercury 35-40 HP 2 Cyl

**Replaces Part Numbers:**  
MERCURY 50-41583      MERCURY 50-41583T      MERCURY 50-898265007



**DV385 DRIVE GEAR**



**SW058 SOLENOID**



**SR385 REPAIR KIT**



**SW275 SOLENOID**



**AR351 HEAVY DUTY RECTIFIER**

MERCURY MARINER



# OUTBOARD STARTERS



## 5388 OUTBOARD STARTER-MERCURY -10 TOOTH

**Features:**

Made in the USA, E-Coat Finish

**Fits:**

Mercury/Mariner 50-60 HP 3 Cyl 45 HP Jet 1991-1996

**Replaces Part Numbers:**

MERCURY 898265012      MERCURY 50-44369A150      MERCURY 50-898265012  
MERCURY 50-44369      MERCURY 50-66015T1



**DV388** DRIVE GEAR



**SW054** SOLENOID



**SR388** REPAIR KIT



**SW099** SOLENOID



**AR351** HEAVY DUTY  
RECTIFIER



## 5392 OUTBOARD STARTER-MERCURY/MARINER -8 TOOTH

**Features:**

Made in the USA, E-Coat Finish

**Fits:**

Mercury/Mariner 100-125 HP Inline 4 Cyl 80 HP Jet

**Replaces Part Numbers:**

MERCURY 50-66015-T      MERCURY 50-66015-1      MERCURY 50-66015-3      MERCURY 50-893892T



**DV372** DRIVE GEAR



**SW054** SOLENOID



**SR392** REPAIR KIT



**SW097** SOLENOID



**AR351** HEAVY DUTY  
RECTIFIER



**SW275** SOLENOID



# OUTBOARD STARTERS



## 5395 OUTBOARD STARTER-MERCURY/MARINER -8 TOOTH

**Features:**

Made in the USA, E-Coat Finish

**Fits:**

Mercury/Mariner 1994-Up 225 HP

**Replaces Part Numbers:**

MERCURY 50-818445-2

MERCURY 50-818455-3

MERCURY 50-818445-5

MERCURY 50-898265009



**DV395 DRIVE GEAR**



**SW109 SOLENOID**



**SR395 REPAIR KIT**



## 5396 OUTBOARD STARTER-MERCURY -10 TOOTH

**Features:**

Made in the USA, E-Coat Finish

**Fits:**

Mercury 1994-1996 | 30-40 HP 2 Cy 50-60 HP 1997-Up | 45 HP Jet

**Replaces Part Numbers:**

MERCURY 50-822462

MERCURY 50-822462-1

MERCURY 50-822462T1

MERCURY 50-893890T



**DV396 DRIVE GEAR**



**SW097 SOLENOID**



**SR396 REPAIR KIT**



**SW099 SOLENOID**



## 5400 OUTBOARD STARTER-MERCURY VERADO -14 TOOTH

**Features:**

OEM Superior Quality

**Fits:**

Mercury 2001-UP | 135-250 HP 200-250 Sport Jet 2005-Up | Verado 4 Stroke 200-275 HP

**Replaces Part Numbers:**

DELCO 8000500

DELCO 9000974

MERCURY 50-853329T

MERCURY 50-892339T01

DELCO 9000855

MERCURY 50-8M6001043

MERCURY 50-892339T



**SW463 SOLENOID**



**SW109 SOLENOID**



# OUTBOARD STARTERS



## 7325 OUTBOARD STARTER-MERCURY/FORCE JET -9 TOOTH

**Features:**

Made in the USA, E-Coat Finish

**Fits:**

Mercury/Force 90-120 HP Sport Jet

**Replaces Part Numbers:**

FORCE 50-819968-1

MERCURY 50-819968-2

MERCURY 50-819968-4

MERCURY 50-898265003

MERCURY 50-819968-1

MERCURY 50-819968-3

MERCURY 50-819968T4



**DV325 DRIVE GEAR**



**SW109 SOLENOID**



**SR325 REPAIR KIT**



**SW295 SOLENOID**



## 7326 OUTBOARD STARTER-MERCURY/FORCE JET -8 TOOTH

**Features:**

Made in the USA, E-Coat Finish

**Fits:**

Mercury 1996-Up | V6 Sport Jet

**Replaces Part Numbers:**

MERCURY 50-832997

MERCURY 50-832997-1

MERCURY 50-832997-2

MERCURY 50-832997003



**DV326 DRIVE GEAR**



**SW109 SOLENOID**




**SR326 REPAIR KIT**

# TECH TIP

## WE COULD TELL YOU WHY YOUR STARTER FAILED, BUT WE THOUGHT YOU MIGHT LIKE TO SEE FOR YOURSELF.

If left unchecked, these problems will result in premature starter failure **REGARDLESS** of the **STARTER MANUFACTURER**.



Although the outside of the starter (at bottom right) looks fine, the flywheel picked up water from the bilge and pumped it inside the starter causing the corrosion shown here.

**WATER INTRUSION IS THE #1 CAUSE OF STARTER FAILURE.** If water gets pumped into the motor portion of the starter from the flywheel, it will not drain out. As you can see, rust and corrosion will destroy the inside components of the starter.

**THE #2 CAUSE OF STARTER FAILURE IS WATER INGESTED INTO THE ENGINE.** Leaking exhaust manifolds, gaskets and risers are often the source. Damage to the mounting pads, as shown above, indicate the starter has been loose on the engine; possibly caused by water ingestion into the cylinder. Although the engine may not experience a complete hydro lock, if enough water is on top of the piston to raise the compression to a high level, the starter bolts and mounting pads will be stressed beyond normal load conditions.

**DON'T BE FOOLED BY OUTWARD APPEARANCES.** As shown here, the outside condition of the starter appears to be fine, but by removing and inspecting the lower starter case bolt, it is obvious water has gotten inside the starter.



Shown here are damaged starter mounting pads. Water ingested into the engine stresses the mounting bolts beyond normal conditions. The bolts stretch and cause the starter to become loose. This could eventually lead to damage to the ring gear, starter casting and possibly the entire engine block.

DIGITAL CROSS REFERENCE AT [ARCOMARINE.COM](http://ARCOMARINE.COM)

**REPUTATION DELIVERED  
IN EVERY PART**

1.800.722.2720 | [arco@arcomarine.com](mailto:arco@arcomarine.com)



# A TILT/TRIM MOTORS



## 6217 OUTBOARD TILT TRIM MOTOR MERCURY W/PRESTOLITE PUMP, 3 WIRE

**Features:**

Made in the USA, OEM Superior Quality, E-Coat Finish

**Fits:**

Mercury Marine 1977-1989 | 35-225 HP

**Replaces Part Numbers:**

MERCURY 92975A28

MERCURY 92975A32



**TAK217 ADAPTOR KIT**



**SW275 SOLENOID**



**TR217 REPAIR KIT**



## 6218 OUTBOARD TILT TRIM MOTOR MERCURY FITS OILDYNE PUMP, 3 WIRE

**Features:**

OEM Superior Quality

**Fits:**

Mercury Marine Outboards with Oildyne Pume

**Replaces Part Numbers:**

MERCURY 17649

MERCURY 17649A02

MERCURY 87828

MERCURY 17649A1

MERCURY 17649T

MERCURY 891736T



**TR218 ADAPTOR KIT**



**SW275 SOLENOID**



**SW661 SOLENOID**



**SW058 SOLENOID**



## 6250 OUTBOARD TILT TRIM MOTOR MERCURY LATE MODEL, 2 WIRE

**Features:**

OEM Superior Quality

**Fits:**

Mercury 135, 150 XR6 Magnum III | 175, 200, 225 250 HP | 105-140 Jet

**Replaces Part Numbers:**

MERCURY 8M0031551

MERCURY 828708T

MERCURY 878265A4

MERCURY 828708

MERCURY 878265A1



**R151 REPLACEMENT RELAY**



**R751 REPLACEMENT RELAY**



# TILT/TRIM MOTORS



## 6255 OUTBOARD TILT TRIM MOTOR MERCURY/FORCE, 2 WIRE

**Features:**  
OEM Superior Quality

**Fits:**  
Mercury/Force 25-50 HP

**Replaces Part Numbers:**  
FORCE 827675A1      MERCURY 827675A1



**RIS1** REPLACEMENT RELAY



**R751** REPLACEMENT RELAY



**RS09** REPLACEMENT RELAY



## 6270 OUTBOARD TILT TRIM MOTOR MERCURY W/OILDYNE PUMP, 3 WIRE

**Features:**  
Made in the USA, OEM Superior Quality

**Fits:**  
Mercury 225-275 HP with Oildyne Pump

**Replaces Part Numbers:**  
MERCURY 823653A5      MERCURY 92459A3      MERCURY 92459A8  
MERCURY 823653A9      MERCURY 92459A4



**6218** REPLACEMENT TILT TRIM MOTOR



**SW275** SOLENOID



**SW058** SOLENOID



**SW661** SOLENOID



## 6274 OUTBOARD TILT TRIM MOTOR MERCURY/MARINER/FORC. 3 WIRE

**Features:**  
Made in the USA, OEM Superior Quality, E-Coat Finish

**Fits:**  
Mercury/Mariner/Force 75-125 HP w/ Single Ram, 3 Wire Motor

**Replaces Part Numbers:**  
MERCURY 824051      MERCURY 830250A6



**SW097** SOLENOID



# TILT/TRIM MOTORS



## 6276 OUTBOARD TILT TRIM MOTOR MERCURY/MARINER/FORCE. 2 WIRE

**Features:**  
OEM Superior Quality

**Fits:**  
Mercury/Mariner/Force 40-125 HP | HP w/ Single Ram, 2 Wire Motor

**Replaces Part Numbers:**

MERCURY 19217A5	MERCURY 819479A1	MERCURY 1977A9	MERCURY 32021T2
MERCURY 809885A1	MERCURY 8197480A1	MERCURY 22870A1	MERCURY 55654A1
MERCURY 809885A2	MERCURY 819762A4	MERCURY 30250A3	MERCURY 55654T2
MERCURY 809885T2	MERCURY 19762A5	MERCURY 30250T3	MERCURY 93907A02"
MERCURY 811674	MERCURY 19762A6	MERCURY 2021A1	
MERCURY 813447	MERCURY 19762A7	MERCURY 32021T1	
MERCURY 818903A1	MERCURY 1977A8	MERCURY 32021A2	



**RIS1** REPLACEMENT RELAY



**R751** REPLACEMENT RELAY



**R509** REPLACEMENT RELAY



## 6279 OUTBOARD TILT TRIM MOTOR MERCURY/MARINER DESIGN II. 3 WIRE

**Features:**  
Made in the USA, OEM Superior Quality, E-Coat Finish

**Fits:**  
Design II, 3 Ram, 3 Wire Trim Units

**Replaces Part Numbers:**

MERCURY 811628	MERCURY 828708A1	MERCURY 878265A6
----------------	------------------	------------------



**SW058** SOLENOID



**SW097** SOLENOID



**SW064** SOLENOID





# TILT/TRIM MOTORS



## 6285 ARCO NEW OEM PREMIUM REPLACEMENT TILT TRIM MOTOR WITH FULL S.S. ASSEMBLY

**Features:**

ARCO NEW OEM Premium Replacement Tilt Trim Motor (Complete Assembly)

**Fits:**

Late model Mercruiser w/Oilydyne pump, Ring Terminal Ends.

**Replaces Part Numbers:**

MERCURY 865380A25      MERCURY 865380A05  
MERCURY 865380A15      MERCURY 865380A02



## 6286 ARCO NEW OEM PREMIUM REPLACEMENT S.S. BRACKET ASSEMBLY

**Features:**

ARCO NEW OEM Premium Replacement Stainless Steel Bracket Assembly

**Fits:**

Mercury 225-275 HP with Oilydyne Pump


**Replaces Part Numbers:**

MERCURY 826548A1      MERCURY 58397A3      MERCURY 48419A1  
MERCURY 88893A4      MERCURY 58397A2

MERCURY MARINER



# ALTERNATORS





# ALTERNATORS



## 20840 OUTBOARD ALTERNATOR 50 AMP

**Features:**  
OEM Superior Quality

**Fits:**  
2000-Up | 135 HP V6 2.5 DFI 2000-UP | 150 V6 2.5 DFI 2000-Up | 175 V6 2.5 DFI

**Replaces Part Numbers:**

DELCO 8600515	MERCURY 8M0064021	MERCURY 875285T1	MERCURY 889955T01
DELCO 19020703	MERCURY 8M6000804	MERCURY 881248T	
DELCO 19020706	MERCURY 834832	MERCURY 889955A03	



## 20850 OUTBOARD ALTERNATOR 50 AMP

**Features:**  
OEM Superior Quality

**Fits:**  
2000-Up | 200, 225 HP, 1.5 L, 3.0 L

**Replaces Part Numbers:**

DELCO 8600514	MERCURY 8M6000803	MERCURY 889956	Protorque PH200-T015
DELCO 19020704	MERCURY 828506	Sierra 18-6455	Protorque PH200-T016
DELCO 19020707	MERCURY 875286A-1	Protorque PH300-0031	MPPARTS TRM0009
MERCURY 8M0064020	MERCURY 881247A1	Protorque PH200-T010	MPPARTS TRM0066"



## 20860 OUTBOARD ALTERNATOR 70 AMP -VERADO

**Features:**  
OEM Superior Quality

**Fits:**  
All Mercury Verado Outboards

**Replaces Part Numbers:**

DELCO 19020618	MERCURY 892940T	MERCURY 892940T01	MERCURY 892940T02
----------------	-----------------	-------------------	-------------------

MERCURY MARINER



# SOLENOIDS



## SW064 OUTBOARD SOLENOID-RAISED ISOLATED BASE WITH BUSHINGS

**Features:**  
OEM Quality, Stainless Steel Hardware

**Fits:**  
1990-Up; 135 HP V6, V6 XR4 | 1989-Up; 175 HP V6, 175 XRI EFI | 1991-Up; 200 HP V5 XR1 EFI

**Replaces Part Numbers:**  
MERCURY 89-818864      MERCURY 89-818864T



## SW097 OUTBOARD SOLENOID-FLAT ISOLATED BASE, WHITE HOUSING

**Features:**  
OEM Quality, Stainless Steel Hardware

**Fits:**  
Mercury/Mariner/Force Outboards

**Replaces Part Numbers:**  
MERCURY 89-818997A1      MERCURY 89-818997T1      MERCURY 89-818998A2      MERCURY 89-850187T1  
MERCURY 89-818997A2      MERCURY 89-818998A1      MERCURY 89-850187A1



## SW099 OUTBOARD SOLENOID -FLAT ISOLATED BASE

**Features:**  
OEM Quality, Stainless Steel Hardware

**Fits:**  
Mercury/Mariner/Force Outboards

**Replaces Part Numbers:**  
MERCURY 89-818999A1      MERCURY 89-818999A2      MERCURY 89-850188A1      MERCURY 89-850188T1



## SW109 OUTBOARD SOLENOID-MERCURY/FORCE -ISOLATED BASE

**Features:**  
OEM Quality, Stainless Steel Hardware

**Fits:**  
Mercury/Mariner/Force Outboards

**Replaces Part Numbers:**  
MERCURY 89-817109A1      MERCURY 89-817109A2      MERCURY 89-817109A3



# SOLENOIDS



## SW275 OUTBOARD SOLENOID-EARLY PRESTOLITE STYLE, ISOLATED BASE

**Features:**  
OEM Quality, Stainless Steel Hardware

**Fits:**  
Mercury Outboards

**Replaces Part Numbers:**

MERCURY 87-61053	MERCURY 89-68258	MERCURY 89-76545	MERCURY 89-853654A1
MERCURY 89-15857	MERCURY 89-68258A4	MERCURY 89-76545T	



## SW394 OUTBOARD SOLENOID-EARLY PRESTOLITE STYLE, GROUNDED BASE

**Features:**  
OEM Quality, Stainless Steel Hardware

**Fits:**  
Mercury Outboards

**Replaces Part Numbers:**

MERCURY 89-76416A1



## SW463 SOLENOID, HEAVY DUTY, MERCUISER, OMC, VOLVO PENTA

**Features:**  
HEAVY-DUTY, 12 Volt (will not fit ARCO 30460 or 30740A)

**Fits:**  
O.E. Delco PG 260, Mercruiser, BRP-OMC, Volvo Penta

**Replaces Part Numbers:**

CRUSADER RU0050A	MERCURY 809463	BRP-OMC 3850216	VOLVO 3850216-7	SIERRA 18-5811
CRUSADER RU0050B	MERCURY 809643-1	PLEASURECRAFT RU0050B	VOLVO 3859054	



## SW661 OUTBOARD SOLENOID-ISOLATED BASE, PRESTOLITE STYLE

**Features:**  
OEM Quality, Stainless Steel Hardware

**Fits:**  
Mercury Outboards

**Replaces Part Numbers:**

MERCURY 25661      MERCURY 25661-1      MERCURY 25661T1

MERCURY MARINER



# SOLENOIDS



## SW925 CHOKE SOLENOID, MERCURY OUTBOARDS

**Features:**  
Choke solenoid

**Fits:**  
Mercury Outboards

**Replaces Part Numbers:**  
MERCURY 54293A5      MERCURY 54293A11      MERCURY 889274      MERCURY 89-889274



## SW926 CHOKE SOLENOID, MERCURY OUTBOARDS

**Features:**  
Choke solenoid

**Fits:**  
75 HP-V200 HP Mercury Outboards

**Replaces Part Numbers:**  
MERCURY 54293A10      MERCURY 54293A13      SIERRA 18-5822



## SW945 OUTBOARD SOLENOID-MERCURY -CURRENT MODEL

**Features:**  
OEM Quality, Stainless Steel Hardware

**Fits:**  
30 HP EFI/40 HP EFI 3 Cyl 4 Stroke | 40 HP EFI 4 Cyl 4 Stroke | 1990-Up; 50 HP 4 Stroke | 1999-Up; 60/75 HP 4 Stroke | 2000-Up; 90 HP 4 Stroke

**Replaces Part Numbers:**  
MERCURY 825096T01      MERCURY 89-825096      MERCURY 89-825096T

# TECH TIP

# BATTERY TESTING PROCEDURES

## WARNING!

Batteries give off hydrogen gas constantly. Hydrogen gas is highly explosive. Always wear safety glasses or goggles and use caution when working with batteries.

### OPEN CIRCUIT VOLTAGE TEST

**Before you can properly test any battery it must be at FULL CHARGE.**

You can verify the state of charge with the use of a **digital multimeter**.

Connect the digital multimeter to the battery terminals. A fully charged 12 volt battery will read at least 12.6 volts (2.1 volts per cell) on the multimeter. **If your reading is 12.4 OR BELOW you must recharge the battery before testing.**

OPEN CIRCUIT VOLTS	PERCENT OF CHARGE
11.7 volts or less	0%
<b>12.0</b>	<b>25%</b>
12.2	50%
12.4	75%
12.6 or more	100%



### LOAD TESTING THE BATTERY

**Before you can properly test any battery it must be at FULL CHARGE.**

The only way you can thoroughly test a battery is to place a high amperage load across the battery terminals.

**Starter motors have very high amperage requirements which can exceed 300 amps on certain engine applications.** If the battery has to be recharged you must first remove the surface charge. This can be done by using the starter. Disable the ignition spark (consult manufacturer's method to avoid electronic ignition) and crank the engine for 10-15 seconds. Once you have removed the surface charge, disconnect the battery cables and connect the battery load tester to the battery posts.

**Determine the cold cranking amperage rating of the battery you are testing.  
If the cold cranking amp rating (CCA) is not known, use 450 CCA for four cylinder engines, 550 CCA for six cylinder engines and 650 CCA for V-8 engines.**

Adjust current draw on the load tester to 50% of the CCA rating. Continue this for 15 seconds while viewing the voltage reading on the battery tester. The voltage should stay above the specified reading (see chart below) without falling off. If the voltage remains at the specified level or above, the battery would be considered good. If the voltage reading drops below the specified level, replace the battery.

LOAD TEST CHART		
Minimum Voltage	Temperature (degrees)	
	9.6	70 F
9.5	60F	16C
9.4	50F	10C
9.3	40F	-1C
9.1	30F	-7C
8.9	20F	-12C
8.7	10F	-18C
8.5	0F	-18C

DIGITAL CROSS REFERENCE AT [ARCOMARINE.COM](http://ARCOMARINE.COM)

# REPUTATION DELIVERED IN EVERY PART

1.800.722.2720 | [arco@arcomarine.com](mailto:arco@arcomarine.com)





# MISCELLANEOUS




MERCURY MARINER





# MISCELLANEOUS



## AR351 OUTBOARD HEAVY DUTY-MERCURY MARINE-3 POST

**Features:**  
OEM Quality Replacement

**Fits:**  
Mercury/Mariner/Force Outboards

**Replaces Part Numbers:**

Mercury Marine 62351A1	Mercury Marine 816770	Mercury Marine 816770T
Mercury Marine 62351A2	Mercury Marine 62351A1	Mercury Marine 8M0058226+E37
Mercury Marine 816770	Mercury Marine 62351A2	



## DV325 OUTBOARD STARTER DRIVE GEAR-ARCO 7325-3 POST

**Features:**  
OEM Quality Replacement

**Fits:**  
Arco 7325 Starter

**Replaces Part Numbers:**

Mercury 802640	Mercury 820583	Mercury 802640T
----------------	----------------	-----------------



## DV326 OUTBOARD STARTER DRIVE GEAR-ARCO 7325

**Features:**  
OEM Quality Replacement

**Fits:**  
Arco 7326 Starter



## DV359 OUTBOARD STARTER DRIVE GEAR-ARCO 5359

**Features:**  
OEM Quality Replacement

**Fits:**  
Arco 5359 Starter



# MISCELLANEOUS



## DV360 OUTBOARD STARTER DRIVE GEAR-ARCO 5360

**Features:**  
OEM Quality Replacement

**Fits:**  
Arco 5360 Starter



## DV362 OUTBOARD STARTER DRIVE GEAR-ARCO 5362

**Features:**  
OEM Quality Replacement

**Fits:**  
Arco 5362 Starter

**Replaces Part Numbers:**  
Mercury Marine 68571-1



## DV364 OUTBOARD STARTER DRIVE GEAR-ARCO 5364

**Features:**  
OEM Quality Replacement

**Fits:**  
Arco 5364 Starter



## DV365 OUTBOARD STARTER DRIVE GEAR-ARCO 5365

**Features:**  
OEM Quality Replacement

**Fits:**  
Arco 5365 Starter

**Replaces Part Numbers:**  
Mercury Marine 68575T2    Mercury Marine 891754T



# MISCELLANEOUS



## DV366 OUTBOARD STARTER DRIVE GEAR-ARCO S366

**Features:**  
OEM Quality Replacement

**Fits:**  
Arco 5366 Starter

**Replaces Part Numbers:**  
Mercury Marine 57380



## DV367 OUTBOARD STARTER DRIVE GEAR-ARCO S367

**Features:**  
OEM Quality Replacement

**Fits:**  
Arco 5367 Starter

**Replaces Part Numbers:**  
Mercury Marine 96562



## DV374 OUTBOARD STARTER DRIVE GEAR-ARCO S374

**Features:**  
OEM Quality Replacement

**Fits:**  
Arco 5374 Starter



## DV374X OUTBOARD STARTER DRIVE GEAR-ARCO S374X

**Features:**  
OEM Quality Replacement

**Fits:**  
Arco 5374x Starter



# MISCELLANEOUS



## DV375 OUTBOARD STARTER DRIVE GEAR-ARCO 5375

**Features:**  
OEM Quality Replacement

**Fits:**  
Arco 5375 Starter



## DV377 OUTBOARD STARTER DRIVE GEAR-ARCO 5377

**Features:**  
OEM Quality Replacement

**Fits:**  
Arco 5377 Starter

**Replaces Part Numbers:**  
Mercury Marine 68575



## DV378X OUTBOARD STARTER DRIVE GEAR-ARCO 5378X

**Features:**  
OEM Quality Replacement

**Fits:**  
Arco 5378X Starter



## DV379 OUTBOARD STARTER DRIVE GEAR-ARCO 5379

**Features:**  
OEM Quality Replacement

**Fits:**  
Arco 5379 Starter



# MISCELLANEOUS



## DV380 OUTBOARD STARTER DRIVE GEAR-ARCO 5380

**Features:**  
OEM Quality Replacement

**Fits:**  
Arco 5380 Starter

**Replaces Part Numbers:**

Mercury Marine 13310      Mercury Marine 13310T1      Mercury Marine 802639  
Mercury Marine 13310-1      Mercury Marine 75661      Mercury Marine 802639T



## DV381 OUTBOARD STARTER DRIVE GEAR-ARCO 5381

**Features:**  
OEM Quality Replacement

**Fits:**  
Arco 5381 Starter

**Replaces Part Numbers:**

Mercury Marine 86177-1      Mercury Marine 898265015



## DV382 OUTBOARD STARTER DRIVE GEAR-ARCO 5382

**Features:**  
OEM Quality Replacement

**Fits:**  
Arco 5382 Starter



## DV384 OUTBOARD STARTER DRIVE GEAR-ARCO 5384

**Features:**  
OEM Quality Replacement

**Fits:**  
Arco 5384 Starter



# MISCELLANEOUS



## DV385 OUTBOARD STARTER DRIVE GEAR-ARCO 5385

**Features:**  
OEM Quality Replacement

**Fits:**  
Arco 5385 Starter

**Replaces Part Numbers:**  
Mercury Marine 43076      Mercury Marine 53076T



## DV388 OUTBOARD STARTER DRIVE GEAR-ARCO 5388

**Features:**  
OEM Quality Replacement

**Fits:**  
Arco 5388 Starter



## DV392 OUTBOARD STARTER DRIVE GEAR-ARCO 5392

**Features:**  
OEM Quality Replacement

**Fits:**  
Arco 5392 Starter

MERCURY MARINER



## DV393 OUTBOARD STARTER DRIVE GEAR-ARCO 5393

**Features:**  
OEM Quality Replacement

**Fits:**  
Arco 5393 Starter

**Replaces Part Numbers:**  
Force 819222      Mercury Marine 802587T      Mercury Marine 819222  
Mercury Marine 802587      Mercury Marine 802587T01      Mercury Marine 819222A1



# MISCELLANEOUS



## DV394 OUTBOARD STARTER DRIVE GEAR-ARCO 5394

**Features:**  
OEM Quality Replacement

**Fits:**  
Arco 5394 Starter

**Replaces Part Numbers:**  
Force 811902      Mercury Marine 811902  
Mercury Marine 802665T



## DV395 OUTBOARD STARTER DRIVE GEAR-ARCO 5395

**Features:**  
OEM Quality Replacement

**Fits:**  
Arco 5395 Starter



## DV396 OUTBOARD STARTER DRIVE GEAR-ARCO 5396

**Features:**  
OEM Quality Replacement

**Fits:**  
Arco 5396 Starter

**Replaces Part Numbers:**  
Mercury Marine 68575-3



## DV397 OUTBOARD STARTER DRIVE GEAR-ARCO 5397

**Features:**  
OEM Quality Replacement

**Fits:**  
Arco 5397 Starter



# MISCELLANEOUS



## R151 OUTBOARD RELAY-MERCURY/MARINER WITH SHROUD & GROMMET

**Features:**  
OEM Quality Replacement

**Fits:**  
Mercury/Mariner Outboards

**Replaces Part Numbers:**  
Mercury Marine 828151      Mercury Marine 828151A1      Mercury Marine 882751A1



## R211 OUTBOARD RELAY-EARLY STYLE -MERCURY/MARINER

**Features:**  
OEM Quality Replacement

**Fits:**  
Mercury Outboards

**Replaces Part Numbers:**  
Mercury Marine 87-18211



## R509 OUTBOARD RELAY-LATE MODEL -MERCURY/MARINER

**Features:**  
OEM Quality Replacement

**Fits:**  
Mercury/Mariner/Force Outboards

**Replaces Part Numbers:**  
Mercury Marine 821509



## R751 OUTBOARD RELAY-LATE MODEL -MERCURY/MARINER

**Features:**  
OEM Quality Replacement

**Fits:**  
Mercury Verado Outboards

**Replaces Part Numbers:**  
Mercury Marine 882751A04





# MISCELLANEOUS



## SR325 OUTBOARD STARTER REPAIR KIT -ARCO 7325

**Features:**  
Made in USA-OEM Quality Replacement

**Fits:**  
Arco 7325 Starter

**Replaces Part Numbers:**  
Mercury Marine 820586      Mercury Marine 820586T



## SR326 OUTBOARD STARTER REPAIR KIT -ARCO 7326

**Features:**  
Made in USA-OEM Quality Replacement

**Fits:**  
Arco 7326 Starter



## SR359 OUTBOARD STARTER REPAIR KIT -ARCO 5359

**Features:**  
Made in USA-OEM Quality Replacement

**Fits:**  
Arco 5359 Starter



## SR360 OUTBOARD STARTER REPAIR KIT -ARCO 5360

**Features:**  
Made in USA-OEM Quality Replacement

**Fits:**  
Arco 5360 Starter



## SR362 OUTBOARD STARTER REPAIR KIT -ARCO 5362

**Features:**  
Made in USA-OEM Quality Replacement

**Fits:**  
Arco 5362 Starter



# MISCELLANEOUS



## SR364 OUTBOARD STARTER REPAIR KIT -ARCO 5364

**Features:**

Made in USA-OEM Quality Replacement

**Fits:**

Arco 5364 Starter



## SR365 OUTBOARD STARTER REPAIR KIT -ARCO 5365

**Features:**

Made in USA-OEM Quality Replacement

**Fits:**

Arco 5365 Starter



## SR366 OUTBOARD STARTER REPAIR KIT -ARCO 5366

**Features:**

Made in USA-OEM Quality Replacement

**Fits:**

Arco 5366 Starter



## SR367 OUTBOARD STARTER REPAIR KIT -ARCO 5367

**Features:**

Made in USA-OEM Quality Replacement

**Fits:**

Arco 5367 Starter

**Replaces Part Numbers:**

MERCURY 96564T



## SR374 OUTBOARD STARTER REPAIR KIT -ARCO 5364

**Features:**

Made in USA-OEM Quality Replacement

**Fits:**

Arco 5374 Starter



# MISCELLANEOUS



## SR375 OUTBOARD STARTER REPAIR KIT -ARCO 5375

**Features:**  
Made in USA-OEM Quality Replacement

**Fits:**  
Arco 5375 Starter



## SR377 OUTBOARD STARTER REPAIR KIT -ARCO 5377

**Features:**  
Made in USA-OEM Quality Replacement

**Fits:**  
Arco 5377 Starter



## SR379 OUTBOARD STARTER REPAIR KIT -ARCO 5379

**Features:**  
Made in USA-OEM Quality Replacement

**Fits:**  
Arco 5379 Starter

**Replaces Part Numbers:**  
MERCURY 75383



## SR380 OUTBOARD STARTER REPAIR KIT -ARCO 5380

**Features:**  
Made in USA-OEM Quality Replacement

**Fits:**  
Arco 5380 Starter

**Replaces Part Numbers:**  
MERCURY 15386      MERCURY 15386001      MERCURY 79215



## SR381 OUTBOARD STARTER REPAIR KIT -ARCO 5381

**Features:**  
Made in USA-OEM Quality Replacement

**Fits:**  
Arco 5381 Starter

MERCURY MARINER



# MISCELLANEOUS



## SR382 OUTBOARD STARTER REPAIR KIT -ARCO 5382

**Features:**  
Made in USA-OEM Quality Replacement

**Fits:**  
Arco 5382 Starter



## SR384 OUTBOARD STARTER REPAIR KIT -ARCO 5384

**Features:**  
Made in USA-OEM Quality Replacement

**Fits:**  
Arco 5384 Starter



## SR385 OUTBOARD STARTER REPAIR KIT -ARCO 5385

**Features:**  
Made in USA-OEM Quality Replacement

**Fits:**  
Arco 5385 Starter



## SR388 OUTBOARD STARTER REPAIR KIT -ARCO 5388

**Features:**  
Made in USA-OEM Quality Replacement

**Fits:**  
Arco 5388 Starter



## SR392 OUTBOARD STARTER REPAIR KIT -ARCO 5392

**Features:**  
Made in USA-OEM Quality Replacement

**Fits:**  
Arco 5392 Starter



# MISCELLANEOUS



## SR393 OUTBOARD STARTER REPAIR KIT -ARCO 5393

**Features:**  
Made in USA-OEM Quality Replacement

**Fits:**  
Arco 5393 Starter

**Replaces Part Numbers:**  
FORCE F15189



## SR394 OUTBOARD STARTER REPAIR KIT -ARCO 5394

**Features:**  
Made in USA-OEM Quality Replacement

**Fits:**  
Arco 5394 Starter

**Replaces Part Numbers:**  
FORCE 820595



## SR395 OUTBOARD STARTER REPAIR KIT -ARCO 5395

**Features:**  
Made in USA-OEM Quality Replacement

**Fits:**  
Arco 5395 Starter



## SR396 OUTBOARD STARTER REPAIR KIT -ARCO 5396

**Features:**  
Made in USA-OEM Quality Replacement

**Fits:**  
Arco 5396 Starter



## SR397 OUTBOARD STARTER REPAIR KIT -ARCO 5397

**Features:**  
Made in USA-OEM Quality Replacement

**Fits:**  
Arco 5397 Starter



# MISCELLANEOUS



## TR217 OUTBOARD TILT MOTOR REPAIR KIT -MERCURY EARLY STYLE PRESTOLITE

**Features:**

Made in USA-OEM Quality Replacement

**Fits:**

Early Model Mercury Outboards. Arco 6217

**Replaces Part Numbers:**

MERCURY 392-2940

MERCURY 392-8262

MERCURY 392-9250



## SW054 OUTBOARD SOLENOID-CURRENT MODEL FLAT ISOLATED BASE

**Features:**

OEM Quality, Stainless Steel Hardware

**Fits:**

Mercury/Mariner/Force Outboards

**Replaces Part Numbers:**

MERCURY 89-850189

MERCURY 89-91975

MERCURY 89-96054T

MERCURY 89-850189T

MERCURY 89-96054



## SW058 OUTBOARD SOLENOID-CURRENT MODEL RAISED ISOLATED BASE

**Features:**

OEM Quality, Stainless Steel Hardware

**Fits:**

Mercury/Mariner/Force Outboards

**Replaces Part Numbers:**

MERCURY 8M0123161

MERCURY 89-94318

MERCURY 89-96158T

MERCURY 89-846070

MERCURY 89-96158

MERCURY MARINER



## SW058HD OUTBOARD SOLENOID-HEAVY DUTY, CURRENT MODEL RAISED ISOLATED BASE

**Features:**

OEM Quality, Stainless Steel Hardware

**Fits:**

Mercury/Mariner/Force Outboards

**Replaces Part Numbers:**

MERCURY 89-846070HD

MERCURY 89-94318HD

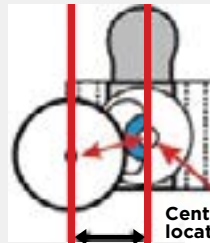
# TECH TIP | DRIVE GEARS

## DID YOU KNOW...

**Did you know the gear profile for the 9-tooth O.E.M. gear reduction starter and the 11-tooth Arco High Performance gear reduction starter are the same?**

The only difference is the diameter of the drive gear. Since the 11-tooth drive gear has two more teeth it is naturally larger in diameter. To compensate for its smaller diameter, the center of the 9-tooth drive gear is located closer to the flywheel. Both starters are thus completely interchangeable. These are powerful starters and we are able to take advantage of a better gear ratio using this 11-tooth gear.

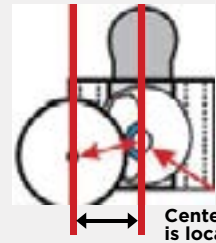
**30470 ARCO  
1-tooth Drive Gear Starter**



Distance is greater for the 1-tooth gear.

Center of shaft is located farther away from the ring gear.

**O.E.M. 9-tooth  
Drive Gear Starter**



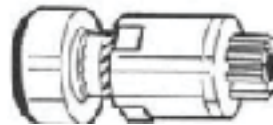
Distance is less for the 9-tooth gear.

Center of shaft is located closer to the ring gear.

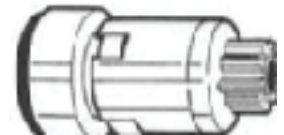


## INERTIA DRIVES GEARS

◀ As shown here, spinning the drive with a wire wheel in the direction it clicks will disengage the locks.



ENGAGED POSITION



DISENGAGED POSITION

## DO NOT CONDEMN A DRIVE UNTIL IT HAS BEEN TRIED IN ACTUAL OPERATION AND PROVEN FAULTY.

The Folo-Thru type drive currently used on many starting motors has brought about difficulty due to a misunderstanding of operating and lack of information on proper servicing. This fact has been reflected by the number of drives returned for warranty which are fully operative.

The Folo-Thru drive is designed to lock and remain in the extended or engaged position until the engine starts and reaches approximately 400 to 500 RPM. The drive to flywheel rotation is fifteen to one. When the engine is turning at 400 RPM, the starter drive gear is turning 6,000 RPM. If the drive is locked in the extended position it has to be reinstalled on the engine and the engine started or the drive must be turned in excess of 6,000 RPM by a wire wheel mounted on an electric bench grinder to make it disengage.

The reason the pinion locks in the engaged position is to assure the starter continues to crank until the engine has started, thus preventing false starts. This is accomplished by using a spring loaded pin which rides on one of the pinion screw threads and drops into a hole when the pinion is in the fully engaged position. This locks the pinion in the engaged position. When the engine starts, the flywheel of the engine drives the starter pinion. A clutch mechanism is built into the pinion to protect the starter from excessive RPM.

The clutch allows the pinion to turn faster or overrun the armature shaft. When the engine reaches 400-500 RPM, the pinion spins fast enough to create the needed centrifugal force to throw the spring loaded pin out of the hole in the shaft and allow the pinion to disengage.

DIGITAL CROSS REFERENCE AT [ARCOMARINE.COM](http://ARCOMARINE.COM)

**REPUTATION DELIVERED  
IN EVERY PART**

1.800.722.2720 | [arco@arcomarine.com](mailto:arco@arcomarine.com)





# INBOARD STARTERS



# OMC

OMC





# INBOARD STARTERS



## 30433 OEM REMY STANDARD DUTY STAGGARD BOLT

### Features:

NEW OEM Premium Replacement Inboard Starter, Permanent Magnet, Gear Reduction Starter. 1.2 KW

### Fits:

All BRP/OMC GM engines with 14" flywheel using a staggered bolt pattern. Recommended for late model 3.0 Liter with 14" flywheel using tail bracket. Can also be used in place of 10MT style starter with two long bolt staggered pattern. Mounting bolt kit MBK450 required if replacing 10MT

### Replaces Part Numbers:

OMC 984456	OMC 3855177	Delco 9000768	Delco 9000840
OMC 986505	OMC 3857747	Delco 9000789	Delco 9000849
OMC 3850525	OMC 3860566	Delco 9000819	Delco 9000885
OMC 3853982	Delco 9000735	Delco 9000821	Delco 9000940
OMC 3854751	Delco 9000762	Delco 9000839	Delco 9000884 (Hi Perf)



## SW463 SOLENOID



## 30460 GEAR REDUCTION, HIGH PERFORMANCE, PMGR STARTER

### Features:

12 3/4" flywheel. Clockwise Rotation. Will replace all CW rotating 10MT starters with one long and one short bolt straight across pattern. Includes mounting bolts and gasket. Anodized casting, nickel plated brush holder.

### Fits:

BRP/OMC-Will replace all CW rotating 10MT starters with one long and one short bolt straight across pattern

### Replaces Part Numbers:

OMC 381781	OMC 982121	BRP/ OMC 985966	BRP/ OMC 3858463
OMC 384198	OMC 982200	BRP/ OMC 988217	Delco 9000763
OMC 981074	OMC 983248	BRP/ OMC 3850526	Delco 9000820
OMC 981078	OMC 983444	BRP/ OMC 3854750	Delco 9000822
OMC 982107	OMC 983790	BRP/ OMC 3855882	



## SW450 SOLENOID



## MBK460 BOLT KIT



## BH450 BRUSH HOLDER



# INBOARD STARTERS



## 30470-A HIGH PERFORMANCE, PMGR STARTER, 14" FLYWHEEL, STAGGARD BOLT

**Features:**

NEW OEM Quality Hi Torque, Permanent Magnet, Gear Reduction Starter. 1.7 KW Will replace 9 tooth drive OEM versions 3.0 - 8.1L with 14" flywheel. Anodized casting, nickel plated brush holder.

**Fits:**

BRP/OMC-NEW OEM Quality Hi Torque, Permanent Magnet, Gear Reduction Starter. 1.7 KW. Will replace 9 tooth drive OEM versions 3.0-8.1L with 14" flywheel. Anodized casting, nickel plated brush holder.

**Replaces Part Numbers:**

OMC 984456	OMC 3855177	Delco 9000768	Delco 9000840
OMC 986505	OMC 3857747	Delco 9000789	Delco 9000849
OMC 3850525	OMC 3860566	Delco 9000819	Delco 9000885
OMC 3853982	Delco 9000735	Delco 9000821	Delco 9000940
OMC 3854751	Delco 9000762	Delco 9000839	Delco 9000884 (Hi Perf)



**SW450 SOLENOID**



**MBK450 BOLT KIT**



**BH450 BRUSH HOLDER**



## 7012S INBOARD STARTER-OMC MARINE. HIGH PERFORMANCE, PERMANENT MAGNET, GEAR REDUCTION, CW ROTATION, LATE MODEL 5.0L, 5.8L FORDS

**Features:**

Permanent Magnet, Gear Reduction, 12 Volt, Clockwise Rotation, Late Model 5.0L, 5.8L Fords

**Fits:**

BRP/OMC Late Model 5.0L, 5.8L Fords

**Replaces Part Numbers:**

OMC 987811	OMC 988012	OMC 3854190
------------	------------	-------------



**SW12S SOLENOID**



# INBOARD STARTERS



## 70200

**INBOARD STARTER-OMC MARINE. HIGH PERFORMANCE. PERMANENT MAGNET. GEAR REDUCTION, CW ROTATION, 302, 351 FORDS**

**Features:**

Starter-High Performance, Permanent Magnet, Gear Reduction, 12 Volt, CW Rotation, 302, 351 Fords. Kit includes wiring harness to replace conventional starter.

**Fits:**

BRP/OMC 302, 351 Fords

**Replaces Part Numbers:**

OMC 981821  
OMC 987969



**SW125 SOLENOID**



## 70201

**STARTER-OMC MARINE. HIGH PERFORMANCE. PERMANENT MAGNET. GEAR REDUCTION, CCW ROTATION, 302, 351 FORDS**

**Features:**

Starter-High Performance, Permanent Magnet, Gear Reduction, 12 Volt, Counter Clockwise Rotation, 302, 351 Fords. Kit includes wiring harness to replace conventional starter.

**Fits:**

BRP/OMC 302, 351 Fords



**SW125 SOLENOID**



## 70212

**STARTER-OMC MARINE. HIGH PERFORMANCE. PERMANENT MAGNET. GEAR REDUCTION, CW ROTATION, 460 FORD**

**Features:**

Starter-High Performance, Permanent Magnet, Gear Reduction, CW Rotation, 460 Ford. Two bolt mount with 3/8" x 18 threaded mounting ear. Kit includes wiring harness to replace conventional starter.

**Fits:**

BRP/OMC 460 Fords

**Replaces Part Numbers:**

OMC 984536                      OMC 988013



**SW125 SOLENOID**



# INBOARD STARTERS



## 70216 **STARTER-OMC MARINE. HIGH PERFORMANCE, PERMANENT MAGNET, GEAR REDUCTION, CW ROTATION, 2.3 FORD**

**Features:**

Starter-High Performance, Permanent Magnet, Gear Reduction, CW Rotation, 2.3 Ford. Three bolt mount. Kit includes wiring harness to replace conventional starter

**Fits:**

BRP/OMC 2.3L Fords

**Replaces Part Numbers:**

OMC 984628



### SW125 **SOLENOID**



## 6204 **INBOARD TILT TRIM MOTOR, OMC MARINE, PRESTOLITE, 3 WIRE**

**Features:**

Tilt Trim Motor, BRP/OMC Marine, Prestolite, 3 Wire

**Fits:**

1978-1981; 120-130, 260 HP | 1982-1986; 2.5-3.0L | 1981-1986; 3.8 L  
1981-1986; 5.0-5.7L Cobra

**Replaces Part Numbers:**

OMC 982058

OMC 982706



### TR204 **TILT TRIM REPAIR KIT**



## 6214 **INBOARD TILT TRIM MOTOR, OMC MARINE, PRESTOLITE, 3 WIRE, STERNDRIVE 2.5L, 3.0L**

**Features:**

Tilt Trim Motor, BRP/OMC Marine, Prestolite, 3 Wire

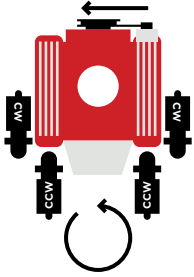
**Fits:**

1975-1978; 175-190 HP / 235-240 HP | 1974- 976; 225-245 / 245-290 Jet | 1979; 250 HP  
1981-1986 3.8L | 1981-1986; 5.0-5.7L Cobra

# TECH TIP

## HOW TO DETERMINE THE CORRECT STARTER ROTATION

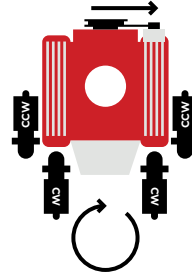
### LEFT HAND ENGINE ROTATION



This is the most common engine rotation found on today's marine engines. This is the same rotation as automotive engines. Use these charts to determine the correct starter rotation needed.

#### Engine Rotation Viewed From The Flywheel End

### RIGHT HAND ENGINE ROTATION



This is not very common on today's marine engines. This is the opposite rotation of automotive engines.

#### Engine Rotation Viewed From The Flywheel End

### IMPORTANT CHECK POINTS

#### Worn Out Battery

Batteries cause more trouble than any other component in a marine electrical system.


**Always make sure the battery is completely charged and load tested before replacing other components.**

#### Loose Connections


Be sure to check all the terminals and connections and make sure they are clean and tight.

#### High Resistance

This is a very common problem found in marine electrical systems. Corrosion, undersized wire, or bad connections will cause low voltage to the electrical components. Low voltage causes high heat and will destroy electrical devices. Be sure to check for voltage drops.



#### Clockwise Rotation



#### Counter Clockwise Rotation

Another way to determine the starter rotation is to inspect the chamfer on the starter drive gear. The bevel will always be on the trailing edge.

#### Incorrect Wiring

Incorrect wiring can cause burnouts. Always tag the wires when removing an electrical component. **If you are not sure how to connect the wires call our technical department toll free at 800-722-2720.**

#### Loose Battery Clamps

Cable terminals must be tight. If the ends of the clamps touch at the top, disconnect the cable clamps and shave the ends of the clamp jaws with a file so there is a gap.

DIGITAL CROSS REFERENCE AT [ARCOMARINE.COM](http://ARCOMARINE.COM)

**REPUTATION DELIVERED  
IN EVERY PART**

1.800.722.2720 | [arco@arcomarine.com](mailto:arco@arcomarine.com)





# TILT/TRIM MOTORS





# TILT/TRIM MOTORS



## 6206 INBOARD TILT TRIM MOTOR, BRP/OMC MARINE, PRESTOLITE, 3 WIRE

**Features:**

Tilt Trim Motor, BRP/OMC Marine, Prestolite, 3 Wire

**Fits:**

1987-1990 | 2.3L 1987-1988 | 3.0L 1986-1988 | 4.3L-5.7L 1987-1988 | 5.0-5.7L 1988 | 370 King Cobra 1988 | 460 King Cobra 1987 | 7.5L

**Replaces Part Numbers:**

OMC 387277	OMC 582048	OMC 584107	OMC 984356
OMC 582047	OMC 582155	OMC 777784	



### TR206 TILT TRIM REPAIR KIT



## 6209 INBOARD TILT TRIM MOTOR, BRP/OMC MARINE, PRESTOLITE, 2 WIRE

**Features:**

Tilt Trim Motor, BRP/OMC Marine, Prestolite, 2 Wire

**Fits:**

1965-1970 | 120-200 HP 1971-1972 | 120 HP 1973-1978 | 120-165 HP/140 Jet 1972-1973 | 155-225 HP/245 Jet 1974 | 170-190 HP 1975-1978 | 175-190 HP/235-240 HP 1974-1976 | 225-245/245-290 Jet 1979 | 250 HP

**Replaces Part Numbers:**

OMC 380361	OMC 382138	OMC 382220
------------	------------	------------



### TR209 TILT TRIM REPAIR KIT



## 6211 INBOARD TILT TRIM MOTOR, BRP/OMC MARINE, PRESTOLITE, 3 WIRE

**Features:**

Tilt Trim Motor, BRP/OMC Marine, Prestolite, 3 Wire

**Fits:**

1971-1972 | 120 HP 1973-1978 | 120-165 HP/140 Jet 1978-1981 | 120-130, 260 HP 1972-1973 | 155-225 HP/245 Jet 1982-1986 | 2.5-3.0L

**Replaces Part Numbers:**

OMC 979768	OMC 981638	OMC 982073	OMC 983195
OMC 979937	OMC 982069	OMC 983318	



### TR211 TILT TRIM REPAIR KIT



# ALTERNATORS



## 20102 INBOARD ALTERNATOR- EARLY MODEL DELCO 1 WIRE

**Features:**

12 Volt, 70 Amp, Self-exciting, Ignition protection screens, Internal regulator, Negative ground, 1-wire connection, 2-inch mounting foot, Single groove pulley included.

**Fits:**

Early Style GM L4 120, 225 V8, 225 MIE V8, 250 V8

**Replaces Part Numbers:**

982364	983836	988247
983424	84565	988465



## 20104 INBOARD ALTERNATOR- EARLY MODEL DELCO 2 WIRE

**Features:**

12 Volt, 70 Amp, Ignition protection screens, Internal regulator, Negative ground, 2-wire plug, 2-inch mounting foot, Single groove pulley included.

**Fits:**

Early Style GM L4 165

**Replaces Part Numbers:**

982364



## 40152 INBOARD ALTERNATOR- EARLY MODEL PRESTOLITE

**Features:**

12 Volt, 70 Amp, Ignition protection screens, Internal regulator, Negative ground, duel mounting foot, Single groove pulley included.

**Fits:**

12 Volt, 70 Amp, Ignition protection screens, Internal regulator, Negative ground, duel mounting foot, Single groove pulley included.

**Replaces Part Numbers:**

381166	383433	384233	981187
381519	383443	981186	985964





# ALTERNATORS



## 60070 INBOARD ALTERNATOR-LATE MODEL MANDO, 65 AMP SINGLE GROOVE PULLEY

**Features:**

Inboard Alternator - Late Model Mando, 65 amp Single Groove Pulley

**Fits:**

Mid Model BRP

**Replaces Part Numbers:**

987774	3856600	3860171
3854182	3857561	987774



## 60125 INBOARD ALTERNATOR-MID MODEL MANDO 55 AMP SINGLE GROOVE PULLEY

**Features:**

12 Volt, 55 Amp, Internal regulator, 2-inch mounting foot, Single groove pulley included.

**Fits:**

Mid Model BRP

**Replaces Part Numbers:**

985465	3853853	985465
985466	3857298	985466



# SOLENOIDS



## SW081 OMC-ISOLATED BASE

**Features:**

Robust solenoid designed for the marine industry. Corrosion resistance.

**Fits:**

Many Applications

**Replaces Part Numbers:**

OMC 277628                      OMC 378444



## SW268 OMC GROUNDED BASE, PRESTOLITE STYLE

**Features:**

Robust solenoid designed for the marine industry. Corrosion resistance.

**Fits:**

Many Evinrude/Johnson Outboard Applications

**Replaces Part Numbers:**

OMC 584128                      OMC 981410                      OMC 982187                      OMC 985063



## SW288 OMC ISOLATED BASE, PRESTOLITE STYLE

**Features:**

Robust solenoid designed for the marine industry. Corrosion resistance.

**Fits:**

Many Evinrude/Johnson Outboard Applications

**Replaces Part Numbers:**

OMC 172869



## SW340 OMC ISOLATED BASE, PRESTOLITE STYLE

**Features:**

Robust solenoid designed for the marine industry. Corrosion resistance.

**Fits:**

Many Evinrude/Johnson Outboard Applications

**Replaces Part Numbers:**

OMC 172869                      OMC 581528



# SOLENOIDS



## SW081 SOLENOID, EARLY MODEL, 12 VOLT, ISOLATED BASE

**Features:**

OEM Quality, Stainless Steel Hardware. Robust solenoid designed for the marine industry.

**Fits:**

1964 110-150 HP

**Replaces Part Numbers:**

OMC 277628                      OMC 378444



## SW394 SOLENOID-OMC GROUNDED BASE, PRESTOLITE STYLE

**Features:**

OEM Quality, Stainless Steel Hardware

**Fits:**

1978-1981 120-130, 260 HP 1974 | 170-190 HP 1975-1978 | 175-190 HP/235-240 HP 1979 | 250 HP 1987-1990 | 2.3L 1989-1996 | 5.0-5.8L Cobra 1989-1992 | 5.0-5.7L King Cobra 1990-1993 | 454/502 King Cobra 1988-1990 | 450 King Cobra 1995-1996 | 7.4 L 1987 | 7.5L

**Replaces Part Numbers:**

OMC 586842                      OMC 980801                      OMC 981703                      OMC 982189                      OMC 3853839



## SW450 SOLENOID-BRP / OMC-ARCO PMGR REPLACEMENT, 4 TERMINALS

**Features:**

OEM Quality

**Fits:**

BRP/OMC Arco Replacement for Arco Heavy Duty Gear Reduction Starters. 4 Terminal, 12 Volt



## SW622 SOLENOID-OMC ISOLATED BASE, PRESTOLITE STYLE

**Features:**

OEM Quality, Stainless Steel Hardware

**Fits:**

1965-1970 | 120-200 HP 1972-1973 | 155-255 HP/245 Jet 1970-1972 | 210 HP Inboard 1973-1974 | 225 HP Inboard 1970-1974 | 250 HP Inboard

**Replaces Part Numbers:**

OMC 380095                      OMC 389398                      OMC 395419                      OMC 586180  
OMC 383622                      OMC 389493                      OMC 582708



## SW774 SOLENOID-OMC GROUNDED BASE, PRESTOLITE STYLE

**Features:**

OEM Quality, Stainless Steel Hardware

**Fits:**

Many Evinrude/Johnson Outboard Applications



# MISCELLANEOUS



## SR387

### STARTER REPAIR KIT S387

**Fits:**  
For Arco 5387

---



## SR389

### STARTER REPAIR KIT S389

**Fits:**  
For Arco 5389

---



## SR390

### STARTER REPAIR KIT S390

**Fits:**  
For Arco 5390

---



## SR398

### STARTER REPAIR KIT S390

**Fits:**  
For Arco 5398

---



## SR399

### STARTER REPAIR KIT S399

**Fits:**  
For Arco 5399

---



## TAK247

### STARTER REPAIR KIT S247

**Fits:**  
For 6247 and 6248



## MISCELLANEOUS



### TR206 STARTER REPAIR KIT 5206

**Fits:**  
For 6206



### MBK450 ARCO BOLT KIT

**Features:**

Mounting Bolt Kit for Arco 30470 gear reduction starters. 2 long mounting bolts, 3/8" - 16 N.C threads. This kit will also fit all Delco gear reduction starters with staggered bolt mounting pattern. Required when replacing a 10MT starter with a gear reduction starter. Will not fit metric engines or 10MT starters



### MBK460 ARCO BOLT KIT

**Features:**

Mounting Bolt Kit for Arco 30460 gear reduction starters. This kit will also fit Delco 10MT starters with one long & one short mounting bolt. Will not fit metric engines or 10MT starters.



# OUTBOARD STARTERS



# SUZUKI



# OUTBOARD STARTERS



## 3412 OUTBOARD STARTER-SUZUKI OEM-9 TOOTH

**Features:**  
OEM Superior Quality

**Fits:**  
DT30 1983-1987 | DT 35 1987-1989 | DT40 1983-1998 | PU40 1989-1994

**Replaces Part Numbers:**

Suzuki 31100-94400	Suzuki 31100-96310	Hitachi S108-94A	Hitachi S108-112
Suzuki 31100-94401	Suzuki 31100-96311	Hitachi S108-94B	Hitachi S108-120
Suzuki 31100-94402	Hitachi S108-94	Hitachi S108-94C	



**DVS12 DRIVE GEAR**



**SR412 REPAIR KIT**



## 3440 OUTBOARD STARTER-SUZUKI OEM-9 TOOTH

**Features:**  
OEM Superior Quality

**Fits:**  
DT 75/85 1988-2000 | PU85 1989-1997

**Replaces Part Numbers:**

Hitachi S114-407	Hitachi S114-555	Suzuki 31100-95600	Suzuki 31100-95601
------------------	------------------	--------------------	--------------------



**DVS40 DRIVE GEAR**



**SR440 REPAIR KIT**



## 3442 OUTBOARD STARTER-SUZUKI OEM-8 TOOTH

**Features:**  
OEM Superior Quality

**Fits:**  
DT90/100 1989-2000 | DT150 1986-2003 | DT175 1987-1992 | DT200 1986-2000 | DT225 1990-2003

**Replaces Part Numbers:**

Hitachi S114-551	S114-674	Suzuki 31100-87D10
Hitachi S114-551A Hitachi	Suzuki 31100-87D00	Suzuki 31100-92E00



**DVS42 DRIVE GEAR**



**SR442 REPAIR KIT**



# OUTBOARD STARTERS



## 3444 OUTBOARD STARTER-SUZUKI OEM-9 TOOTH

**Features:**  
OEM Superior Quality

**Fits:**  
DT115/140 1981-2001 | PU140 1989-1997

**Replaces Part Numbers:**

Hitachi S114-437	Suzuki 31100-94511	Suzuki 31100-94600
Hitachi S114-673	Suzuki 31100-94510	Suzuki 31100-94601
Suzuki 31100-94500	Suzuki 31100-94512	Suzuki 31100-94610



**DVS44 DRIVE GEAR**



**SR444 REPAIR KIT**



# TECH TIP

## IMPORTANT BATTERY FACTS

A good battery can provide four or five years of worry-free service with the right kind of care.

### POINTS TO REMEMBER

- The battery is the heart of the electrical system
- Always start troubleshooting at the battery
- Never store a battery in a discharged state
- Never add anything except distilled water to a battery



### DRY CHARGED BATTERIES MUST BE CHARGED BEFORE USING

Many small batteries are supplied with the electrolyte in a separate container. If you have to fill a new battery with electrolyte, **YOU MUST PLACE THE BATTERY ON A QUICK CHARGER.** The charging system will never bring the battery to a fully charged state. **THE BATTERY CAPACITY WILL NEVER BE ABOVE 80%.** Pulling the battery out later and trying to charge it will not work. **THE BATTERY'S CAPACITY HAS BEEN PERMANENTLY CUT BY 20% AND THERE IS NOTHING YOU CAN DO ABOUT IT.**



### BATTERIES WILL SELF DISCHARGE WHEN STORED

Batteries will self discharge when stored for long periods of time. This is a normal process with all lead acid batteries. **Always charge the battery to full charge before storing.** Also disconnect the negative battery cable. This will keep the small system drains from accelerating the discharge process. The best way to avoid shortened battery life is use a **SMART CHARGER** (not a trickle charger) on the battery when it's not being used. A smart charger is a charging device that will maintain the battery at a full state of charge by only charging the battery when the voltage drops to a specified level without overcharging.



### ELECTROLYTE BECOMES WATER IN A DISCHARGED BATTERY

As a battery becomes discharged the percentage of sulfuric acid in the electrolyte becomes less. The sulfuric acid combines with the lead plates producing lead sulfate. As this happens **the electrolyte solution becomes pure water.** A discharged battery will freeze in cold climates, which will destroy the insulators and plates inside it.

### LOOSE BATTERY TERMINAL ENDS CAN DESTROY A BATTERY

Loose or corroded battery cable lugs can cause all sorts of problems. When the starter is engaged the loose or corroded connection can cause a heavy arc which will melt the post right out of the battery. If the battery is gassing, the arc can cause the battery to explode. Never use the temporary type battery ends. These are only good for emergency use and will become corroded in a short period of time. Always use a crimped and sealed battery cable end or replace the battery cable.

DIGITAL CROSS REFERENCE AT [ARCOMARINE.COM](http://ARCOMARINE.COM)

## REPUTATION DELIVERED IN EVERY PART

1.800.722.2720 | [arco@arcomarine.com](mailto:arco@arcomarine.com)





# TILT/TRIM MOTORS





# TILT/TRIM MOTORS



## 6268 OUTBOARD TILT TRIM MOTOR-SUZUKI -2 WIRE, 3 BOLT

**Features:**

Arco Superior Quality, E-Coat Finish

**Fits:**

DT90/100 1989-2000 | DT150 1991-2003 | DT175 1991-1992 | DT200 1991-2000 | DT225 1991-2003

**Replaces Part Numbers:**

SUZUKI 38100-87D10-OED	SUZUKI 38100-87D10-OIT	SUZUKI 38100-87E20-OED	SUZUKI 38100-92E00-OEP
SUZUKI 38100-87D10-35J	SUZUKI 38100-87D10-OED	SUZUKI 38100-92E00-OED	



## 6269 OUTBOARD TILT TRIM MOTOR-SUZUKI -3 WIRE, 3 BOLT

**Features:**

Arco Superior Quality, E-Coat Finish

**Fits:**

DT150 1986-1989 | DT175 1986-1989 | DT200 1986-1989

**Replaces Part Numbers:**

SUZUKI 38100-87D01	SUZUKI 38100-87D01-OED	38100-87-OIT	SUZUKI 38100-87D-02M
SUZUKI 38100-87D01-02M	SUZUKI 38100-87D00-OIT or	SUZUKI 38100-87000-02H	

# A MISCELLANEOUS



## R950 OUTBOARD RELAY-SUZUKI

**Features:**  
OEM Quality Replacement

**Fits:**  
DT75/85 1988-2000 | DT115/140 1986-2001

**Replaces Part Numbers:**  
Suzuki 38410-94540



## SR412 OUTBOARD STARTER REPAIR KIT-ARCO 3412

**Features:**  
OEM Quality Replacement

**Fits:**  
DT30 1983-1987 | DT35 1987-1989 | DT40 1983-1998 | PU40 1989-1994

**Replaces Part Numbers:**  
HITACHI S108-120



## SR440 OUTBOARD STARTER REPAIR KIT -ARCO 3440

**Features:**  
OEM Quality Replacement

**Fits:**  
DT 75/85 1988-2000 | PU85 1989-1997

**Replaces Part Numbers:**  
Suzuki 31100-95601



## SR442 OUTBOARD STARTER REPAIR KIT -ARCO 3442

**Features:**  
OEM Quality Replacement

**Fits:**  
DT90/100 1989-2000 | DT150 1986-2003 | DT175 1987-1992 | DT200 1986-2000 | DT225 1990-2003

**Replaces Part Numbers:**  
HITACHI S114-674      Suzuki 31100-92E00



## SR444 OUTBOARD STARTER REPAIR KIT -ARCO 3444

**Features:**  
OEM Quality Replacement

**Fits:**  
DT115/140 1981-2001 | PU140 1989-1997

**Replaces Part Numbers:**  
HITACHI S114-673      Suzuki 31100-94610



## DV512 OUTBOARD DRIVE GEAR-SUZUKI -9 TOOTH

**Features:**  
OEM Quality Replacement

**Fits:**  
DT30 1983-1987 | DT35 1987-1989 | DT40 1983-1998 | PU40 1989-1994



## DV540 OUTBOARD DRIVE GEAR-SUZUKI -9 TOOTH

**Features:**  
OEM Quality Replacement

**Fits:**  
DT75/85 1988-2000 | PU85 1989-1997



## DV542 OUTBOARD DRIVE GEAR-SUZUKI -8 TOOTH

**Features:**  
OEM Quality Replacement

**Fits:**  
DT90/100 1989-2000 | DT150 1986-2003 | DT175 1987-1992 | DT200 1986-2000 | DT225 1990-2003



## DV544 OUTBOARD DRIVE GEAR-SUZUKI -9 TOOTH

**Features:**  
OEM Quality Replacement

**Fits:**  
DT90/100 1989-2000 | DT150 1986-2003 | DT175 1987-1992 | DT115/140 1981-2001 | PU140 1989-1997



# INBOARD STARTERS

VOLVO PENTA

# VOLVO PENTA



# INBOARD STARTERS



## 30459

### INBOARD STARTER-REMY TOP MOUNT, GEAR REDUCTION, CCW ROTATION

**Features:**

NEW OEM High Performance Replacement Inboard Starter New. Light weight and compact. Permanent Magnet, Gear Reduction, Counter Clockwise Rotation

**Fits:**

8.1L Volvo Penta

**Replaces Part Numbers:**

Volvo 3862985

Volvo 855334



**SW463 SOLENOID**

VOLVO PENTA



## 30460

### INBOARD STARTER-GEAR REDUCTION, 12 3/4" FLYWHEEL, STRAIGHT ACROSS BOLT

**Features:**

12 3/4" flywheel. Clockwise Rotation. Will replace all CW rotating 10MT starters with one long and one short bolt straight across pattern. Includes mounting bolts and gasket. Anodized casting, nickel plated brush holder.

**Fits:**

AQ175, AQ205A, AQ211, AQ231, AQ271, AQ311, 431A, AQ200, AQ225, AQ260, AQ290A, 431A, 500B, 501B, 570A, 572A, 3.0 GM | 1994; 4.3L GM 1994, 3.0L GM w/ 14" Flywheel | 1995-1997

**Replaces Part Numbers:**

Volvo 3862308

Volvo 3854750-1

Volvo 3856003-3

Volvo 855326-5



**SW450 SOLENOID**



**MBK460 BOLT KIT**



**BH450 BRUSH HOLDER**



## 30470A

### INBOARD STARTER-HIGH PERFORMANCE, GEAR REDUCTION, 14" FLYWHEEL, STAGGARD BOLT

**Features:**

NEW OEM Quality Hi Torque, Permanent Magnet, Gear Reduction Starter. 1.7 KW Will replace 9 tooth drive OEM versions 3.0 - 8.1L with 14" flywheel. Anodized casting, nickel plated brush holder.

**Fits:**

4.3L GM | 1994; 5.7L GM | 1994; 7.4/8.2 GM | 1994; 3.0L GM w/ 14" Flywheel | 1998-1999; 3.0L GM w/ 14" Flywheel | 2000-2007; 4.3 GM | 1990-2000; 4.3 GM | 2002-2007; 5.7 GM | 1995-1998; 5.0/5.7L GM | 1999-2000; 5.0/5.7L GM | 2002-2007; 7.4/8.2L GM | 1995-2000; 8.1L | 2002-2007

**Replaces Part Numbers:**

Volvo 3587625  
Volvo 3857747

Volvo 3860566  
Volvo 3860764

Volvo 3885317  
Volvo 3850525-1

Volvo 3853982-1  
Volvo 3854751-9

Volvo 3855177-6  
Volvo 3856004-1



**SW450 SOLENOID**



**BH450 BRUSH HOLDER**



**MBK450 BOLT KIT**



# INBOARD STARTERS

VOLVO PENTA



## 50142 INBOARD STARTER-PRESTOLITE STYLE MERCUISER 470 CW ROTATION

**Features:**

ARCO Prestolite Style Replacement Inboard Starter Heavy Duty. Fits Mercruiser 470. Threaded mounting stud in case. 12 volt. Clockwise rotation.

**Fits:**

AQ200, AQ225, AQ260, AQ255, AQ280

**Replaces Part Numbers:**

Volvo 834893-0

Volvo 835121-5



## 70125 INBOARD STARTER-HIGH PERFORMANCE, PERMANENT MAGNET, GEAR REDUCTION, CW ROTATION

**Features:**

Permanent Magnet, Gear Reduction, 12 Volt, Clockwise Rotation, Late Model 5.0L, 5.8L Fords

**Fits:**

5.0/5.8 Ford | 1994-1996

**Replaces Part Numbers:**

Volvo 3854190-0



**SW125 SOLENOID**



## 97225 INBOARD STARTER-VOLVO PENTA, DIESEL. GEAR REDUCTION CW ROTATION

**Features:**

ARCO Valeo/Paris Rhone Style Replacement Inboard Starter Heavy Duty, High Performance. Fits Volvo Penta Diesel Engines. Three bolt mount, 12 volt. Clockwise rotation.

**Fits:**

AD31, AD41B, AQAD30A, AAQAD31A, AQD40, AQD41, AQAD40, AQAD41, MD30A, MD31, MD40, TAMD30, TAMD40, TMD30A, TMD31, TAMD31, TAMD32, TAMD41, TMD40, TMD41, KAD42A, KAMD42A

**Replaces Part Numbers:**

Volvo Penta 3581774

Volvo Penta 3803113

Volvo Penta 829527-1

Volvo Penta 859252-9



**DV225 DRIVE GEAR**



**SW225 SOLENOID**



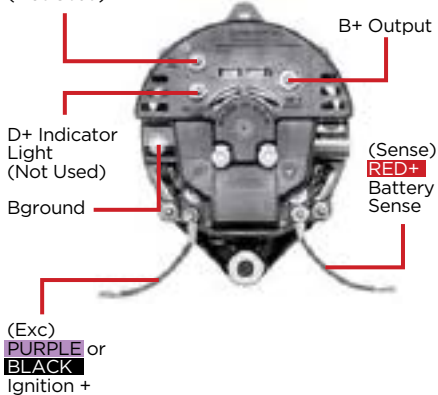
# TECH TIP

# ALTERNATOR CIRCUITS


Many alternators require ignition voltage to initiate charging. You must verify that all required connections are connected to the proper terminal and have the correct voltage in order for the alternator to operate properly. Below you will find the most common alternator circuits used on marine applications.

## COMMON MARINE ALTERNATOR CIRCUITS


AC Tap  
Tachometer Terminal  
(Not Used)



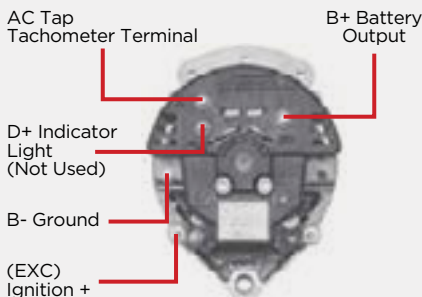
**LATE MOTOROLA/PRESTOLITE STYLE FITS MERCURISER & OMC**



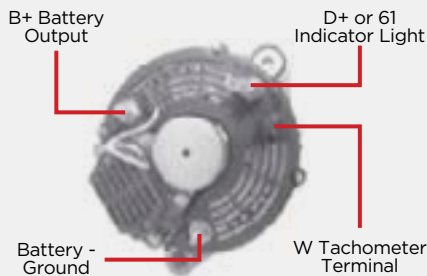
**BDELCO SELF EXCITING STYLE FITS MERCURISER AND OMC**



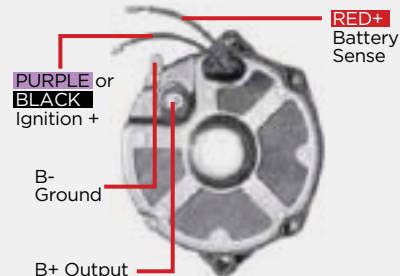
**EARLY MOTOROLA STYLE FITS WESTERBEKE AND OTHERS**




**LATE MOTOROLA/PRESTOLITE STYLE FITS U.S. MARINE**




**VALEO/PARIS RHONE FITS VOLVO PENTA**



**DELCO STYLE FITS MERCURISER & OMC**



**EARLY PRESTOLITE STYLE FITS OMC**



**LATE MANDO STYLE FITS MERCURISER AND OTHERS**

VOLVO PENTA

DIGITAL CROSS REFERENCE AT [ARCOMARINE.COM](http://ARCOMARINE.COM)  
**REPUTATION DELIVERED  
 IN EVERY PART**

1.800.722.2720 | [arco@arcomarine.com](mailto:arco@arcomarine.com)





# TILT/TRIM MOTORS

VOLVO PENTA



## 6223 INBOARD TILT MOTOR-VOLVO PENTA -ELECTROLUX, 2 WIRE

**Features:**

Volvo Penta Electrolux, Heavy Duty. 12 Volt, 2 Wire, Female Spade Terminal Ends.

**Fits:**

AQ115, AQ120B, AQ125, AQ130, AQ145, AQ165, AQ170, BB115, BB145, MB20, AQ125B, AQ131, AQ145B, AQ151, AQ171, AQ251, AQ200, AQ225, AQ260, AQ255, AQ280, BB225, BB260

**Replaces Part Numbers:**

VOLVO 850834                      VOLVO 850834-3



## 6224 INBOARD TILT TRIM MOTOR/PUMP ASSEMBLY -VOLVO PENTA-3 WIRE OILDYNE PUMP

**Features:**

Volvo Penta Arco replacement of early model Prestolite motor & pump assembly using Oildyne Motor & Pump. 3 wire, ring terminal ends

**Fits:**

AQ290A, AD31, AD41B, AQAD30A, AQAD31A, AQD40, AQD41, AQAD40, AQAD41

**Replaces Part Numbers:**

VOLVO 3857265-7                      VOLVO 853083-4                      VOLVO 872449-4  
VOLVO 852928-1                      VOLVO 853084-2                      VOLVO 873051-7



## 6218 TILT MOTOR



## 6227 INBOARD TILT TRIM MOTOR/PUMP ASSEMBLY -VOLVO PENTA, 2 WIRE, OILDYNE PUMP

**Features:**

Volvo Penta Oildyne Motor & Pump Assembly. Two wire, plug connector

**Fits:**

AQ290A, AD31, AD41B, AQAD30A, AQAD31A, AQD40, AQD41, AQAD40, AQAD41, TAMD30A, TAMD40, TMD30A, TMD31, TAMD31, TAMD32, TAMD41, TMD40, TMD41, 431A, 500B, 501B, 570A, 572A, 5.0L | Ford 1994; 5.7L | GM 1994; 7.4/8.2L | GM 1994; 3.0 GM w/ 14" Flywheel | 1998-1999; 4.3 | GM 1990-2000, 5.0/5.8L | FORD 1995-1996; 5.7L | GM 1995-1998 7.4/8.2L | GM 1995-1998

**Replaces Part Numbers:**

VOLVO 3586765                      VOLVO 3856596                      VOLVO 3861027-5                      VOLVO 854346-4                      VOLVO 854437



## 6232 TILT MOTOR



## MS31 RESERVOIR KIT



# TILT/TRIM MOTORS

VOLVO PENTA



## 6232 INBOARD TILT MOTOR-VOLVO PENTA-2 WIRE. FOR OILDYNE PUMP ASSEMBLY

**Features:**

Volvo Penta Replacement Tilt Motor for Arco 6227 with Oildyne Pump. Distance between mounting bolts: 2.5". Bolt Size: 10 x 32 fine thread. Two wire, plug connector

**Fits:**

AQ290A, AD31, AD41B, AQAD30A, AQAD31A, AQD40, AQD41, AQAD40, AQAD41, TAMD30A, TAMD40, TMD30A, TMD31, TAMD31, TAMD32, TAMD41, TMD40, TMD41, KAD42A, KAMD42A, 431A, 500B, 501B, 570A, 572A, 4.3L GM 1994, 5.0L Ford 1994, 5.7L GM 1994, 7.4/8.2L | GM 1994; 3.0 | GM w/ 14" Flywheel 1998-1999; 4.3 | GM 1990-2000; 5.0/5.8L | FORD 1995-1996; 5.7L | GM 1995-1998; 1999-2000 7.4/8.2l | GM 1995-2000

**Replaces Part Numbers:**

VOLVO 3151278

VOLVO 3858071

VOLVO 854525-3



## 6233 INBOARD TILT MOTOR-VOLVO PENTA-2 WIRE. FOR TELEFLEX PUMP ASSEMBLY

**Features:**

Volvo Penta Replacement Tilt Motor for Teleflex Pump. Distance between mounting bolts: 2.3" Bolt Size: 10 x 24 coarse thread. Two wire, plug connector

**Fits:**

5.0/5.7L GM 2002-2007

**Replaces Part Numbers:**

VOLVO 3861575



# ALTERNATORS

VOIVO PENTA



# A

## ALTERNATORS



### 60070

#### INBOARD ALTERNATOR-VOLVO PENTA OEM 65 AMP SINGLE GROOVE PULLEY, 2" MOUNTING FOOT

**Features:**

OEM 12 Volt, 65 Amp, Internal regulator, 2-inch mounting foot, Single groove pulley included.

**Fits:**

3.0L GM with 12 3/4" Flywheel 1995-1997 | 4.3L GM 1990-2000 | 5.0/5.7L GM 1999-2000 | 7.4/8.2L GM 1999-2000

**Replaces Part Numbers:**

VOLVO 3856600  
VOLVO 3856600-6

VOLVO 3857561  
VOLVO 3860171

VOLVO 3860769

**M883****VOLTAGE  
REGULATOR**

VOLVO PENTA



### 60071

#### INBOARD ALTERNATOR-VOLVO PENTA OEM 65 AMP MULTI-GROOVE SERPENTINE PULLEY, 2" MOUNTING FOOT

**Features:**

OEM 12 Volt, 65 Amp, Internal regulator, 2-inch mounting foot, Multi-Groove Serpentine pulley included.

**Fits:**

8.1L 2002-2007

**Replaces Part Numbers:**

VOLVO 3857813

VOLVO 3860798

**M883****VOLTAGE  
REGULATOR**

### 60072

#### INBOARD ALTERNATOR VOLVO PENTA OEM 65 AMP 63MM MULTI-GROOVE PULLEY

**Features:**

OEM 12 Volt, 65 Amp, Internal regulator, 2-inch mounting foot, Multi-Groove Serpentine pulley included.

**Fits:**

3.0L GM w/ 14" flywheel 2000-2007 | 4.3 GM 2002-2007 | 5.0/5.7L 2002-2007

**Replaces Part Numbers:**

VOLVO 3860082

**M883****VOLTAGE  
REGULATOR**



# ALTERNATORS

VOLVO PENTA



## 60073

### INBOARD ALTERNATOR-VOLVO PENTA OEM 75 AMP 50 MM MULTI-GROOVE PULLEY

**Features:**

OEM 12 Volt, 65 Amp, Internal regulator, 2-inch mounting foot, Multi-Groove Serpentine pulley included.

**Fits:**

3.0L GM w/ 14" flywheel 2005-2007 | 4.3 GM 2005-2007 | 5.0/5.7L 2005-2007 | 8.1L 2002-2007

**Replaces Part Numbers:**

VOLVO 3862665

VOLVO 3884950



## 60074

### INBOARD STARTER VOLVO PENTA LATE MODEL

**Features:**

75 Amp, Single groove pulley.

**Fits:**

Late model Volvo Penta, 12 Volt, 75 Amp, 2-inch mounting foot. Single groove pulley included.

**Replaces Part Numbers:**

VOLVO 3862612



## 60076

### INBOARD ALTERNATOR-VOLVO PENTA OEM 75 AMP 63 MM MULTI-GROOVE SERPENTINE PULLEY

**Features:**

OEM 12 Volt, 75 Amp, Internal regulator, 2-inch mounting foot, Multi-Groove Serpentine pulley included.

**Replaces Part Numbers:**

VOLVO 3862613

VOLVO 21612639



**M883**

### VOLTAGE REGULATOR



## 60124

### ALTERNATOR, HIGH OUTPUT- VOLVO PENTA 105 AMPS, SINGLE GROOVE PULLEY

**Features:**

12 Volt, 105 Amp, Self exciting, integral regulator, Isolated ground. Includes: Tachometer terminal, External voltage adjustment, 2-inch mounting foot, 10mm hole, Single groove pulley included

**Fits:**

Volvo Penta

**Replaces Part Numbers:**

SIERRA 18-5972



# ALTERNATORS



## 60125 INBOARD ALTERNATOR-VOLVO PENTA 55 AMP SINGLE GROOVE PULLEY, 2" MOUNTING FOOT

**Features:**

12 Volt, 55 Amp, Internal regulator, 2-inch mounting foot, Single groove pulley included.

**Fits:**

3.0L GM 1994 | 4.3L GM 1994 | 5.9/5.8L Ford 1994 | 5.7L GM 1994 | 5.7L GM 1994 | 7.4/8.2L GM 1994 | 3.0L GM w/ 12 3/4" Flywheel 1995-1997 | 5.0/5.8L Ford 1995-1996 | 5.7 GM 1995-1998 | 7.4/8.2 GM 1995-1998

**Replaces Part Numbers:**

VOLVO 3850927-9  
VOLVO 3853853-4

VOLVO 3854182-7  
VOLVO 3854809-5

VOLVO 3857298  
VOLVO 3860173

VOLVO 857298



**M883**

**VOLTAGE  
REGULATOR**

VOLVO PENTA



## 60126 ALTERNATOR, HIGH OUTPUT - LATE MODEL VOLVO PENTA, 105 AMPS, SINGLE GROOVE PULLEY

**Features:**

12 Volt, 105 Amp, Self exciting, integral regulator, Isolated ground. Includes: Tachometer terminal, External voltage adjustment, 2-inch mounting foot, 10mm hole, Single groove pulley included

**Fits:**

Fits: Late Model Volvo Penta,w/warning panel connection.



## 80108 INBOARD ALTERNATOR-VOLVO PENTA DIESEL 55 AMP, 2" MOUNTING FOOT

**Features:**

12 Volt, 65 Amp, Internal regulator, 2-inch mounting foot, Single groove pulley included.

**Fits:**

AQ115, AQ120B, AQ125, AQ130, AQ145, AQ165, AQ170, BB115, BB145, MB20, AQ125B, AQ131, AQ145B, AQ151, AQ171, 251, AQ175, AQ250A, AQ211, AQ231, AQ271, AQ311, 431A, AQ200, AQ225, AQ260, AQ290A, AQ255, AQ280, BB225, BB260, AQD21A, 21B, MD21, MD21B, MD32A, AQAD32, AD31, AD41B, AQAD30A, 31A, AQD40, 51 AQAD40, 41, MD3A, MD3B, MD5, MD6A, MD7, TAM-D30A, 40, TMD30A, 31, TAMD31, 32, 41, TMD40, TMD41, KAD42A, KAMD42A, 2002, 2003, 2003T, 431A, 500B, 501B, 570A, 572A

**Replaces Part Numbers:**

VOLVO 3803227-2  
VOLVO 834625-6  
VOLVO 841378-3  
VOLVO 841380

VOLVO 841762-8  
VOLVO 841763  
VOLVO 841765-1

VOLVO 841766-9  
VOLVO 858838-6  
VOLVO 858839-4

VOLVO 872018-7  
VOLVO 872235-7  
VOLVO 872926-1



## 10113 INBOARD STARTER-VOLVO PENTA, GASOLINE, GEAR REDUCTION CLOCKWISE ROTATION

**Features:**

Bosch Style Replacement Inboard Starter Heavy Duty, High Performance. Fits Volvo Penta Gasoline Engines. With 2 Threaded mounting holes, 12 volt. Clockwise rotation.

**Fits:**

AQ115, AQ120B, AQ125, AQ130, AQ145, AQ165, AQ170, BB115, BB145, MB20, AQ125B, AQ131, AQ145B, AQ151, AQ171, 251, BB165, BB170

**Replaces Part Numbers:**


Volvo Penta 872241-5

Volvo Penta 873549-0



# SOLENOIDS

VOIVO PENTA







# SOLENOIDS



## SW125

### SOLENOID-VOLVO PENTA-FORD PMGR REPLACEMENT

**Features:**

Solenoid - Volvo Penta - Ford PMGR Replacment, Volvo Penta Replacement for Ford Engine Gear Reduction Starters. Heavy Duty, 12 Volt

**Fits:**

Starter for Volvo Penta Ford applications: 5.0/5.8L 1994-1996. Arco 70125, 70200, 70201

**Replaces Part Numbers:**

VOLVO 3854194-2

VOLVO 3854194-2

VOLVO PENTA



## SW225

### SOLENOID, HEAVY DUTY, VOLVO PENTA - VALEO

**Features:**

HEAVY-DUTY. 12 Volt

**Fits:**

Volvo Penta, Valeo gear reduction

**Replaces Part Numbers:**

VOLVO 594054

VOLVO 859618-1



## SW450

### SOLENOID-VOLVO PENTA-ARCO PMGR REPLACEMENT, 4 TERMINALS

**Features:**

Volvo Penta Arco Replacement for Arco Heavy Duty Gear Reduction Starters. 4 Terminal, 12 Volt

**Fits:**

Arco Heavy Duty Starters 30470, 30470A



## SW565

### SOLENOID, VOLVO PENTA, ISOLATED BASE

**Features:**

12 Volt, Isolated base

**Fits:**

Volvo Penta

**Replaces Part Numbers:**

VOLVO 852565-1



## MS31 TILT TRIM RESERVOIR KIT, VOLVO PENTA

**Features:**

Includes Reservoir, cap, O-rings

**Fits:**

Volvo Penta

**Replaces Part Numbers:**

Volvo Penta 3858077



## MS33 TILT TRIM RESERVOIR KIT, VOLVO PENTA

**Features:**

New style reservoir kit, heavy duty 4 screw mount. Improved design for late model OilDyne pumps equipped with 4 mounting flanges

**Fits:**

Volvo Penta

**Replaces Part Numbers:**

Volvo Penta 854531-1



## MBK450 ARCO BOLT KIT

**Features:**

Mounting Bolt Kit for Arco gear reduction starters. 2 long mounting bolts, 3/8" - 16 N.C threads. This kit will also fit all Delco gear reduction starters with staggered bolt mounting pattern. Required when replacing a 10MT starter with a gear reduction starter. Will not fit metric engines



## MBK460 ARCO BOLT KIT

**Features:**

Mounting Bolt Kit for Arco 30460 gear reduction starters. This kit will also fit Delco 10MT starters with one long & one short mounting bolt. Will not fit metric engines



## R040 RELAY-VOLVO PENTA-12 V. 30 AMP

**Features:**

OEM Quality Replacement. 12 Volt, 30 Amp, Early Model

**Fits:**

AD31, AD41B, AQAD30A, AQAD31A, AQD40, AQD41, AQAD40, AQAD41, KAD42A, KAMD42A, 431A, 500B, 501B, 570A, 572A | 5.0L Ford 1994 | 5.7L GM 1994 | 7.4/8.2L GM 1994 | 3.0 GM w/ 14" Flywheel 1998-1999 | 4.3 GM 1990-2000 | 5.0/5.8L FORD 1995-1996 | 5.7L GM 1995-1998 | 5.0/5.7 GM 1999-2000 | 7.4/8.2L GM 1995-2000

**Replaces Part Numbers:**

Volvo Penta 1214764      Volvo Penta 854357-1      Volvo Penta 876040-7



## R177 R177 RELAY. VOLVO PENTA 12V. 30 AMP

**Features:**

12 Volt, 30 Amp

**Fits:**

Volvo Penta

**Replaces Part Numbers:**

Volvo Penta 841177-9      Volvo Penta 872272-0      SIERRA 18-6268



## R670 R670 RELAY. VOLVO PENTA 12V. 30 AMP

**Features:**

12 Volt, 30 Amp

**Fits:**

Volvo Penta

**Replaces Part Numbers:**

SIERRA 18-6271      Volvo Penta 1324492      Volvo Penta 241812      Volvo Penta 6643474-7      Volvo Penta 853544-5



## R809 RELAY-VOLVO PENTA-12 V. 30 AMP

**Features:**

OEM Quality Replacement. 12 Volt, 30 Amp. Current Model

**Fits:**

3.0L GM w/ 14" Flywheel 2000-2007 | 4.3 GM 2002-2007 | 5.0/5.7L GM 2002-2007 | 8.1L 2002-2007

**Replaces Part Numbers:**

Volvo Penta 3858081

Volvo Penta 3858809



## R832 RELAY, VOLVO PENTA 12V. 30 AMP

**Features:**

12 Volt, 30 Amp

**Fits:**

Volvo Penta

**Replaces Part Numbers:**

SIERRA 18-5704

Volvo Penta 1501832

Volvo Penta 839367-0

Volvo Penta 876037-3



## R952 RELAY, VOLVO PENTA, 12V. 30 AMP

**Features:**

12 Volt, 30 Amp

**Fits:**

Volvo Penta



## TR221 TILT TRIM REPAIR KIT-VOLVO PENTA

**Features:**  
OEM Quality Replacement

**Fits:**  
Fits Electrolux Tilt Motor Volvo 897720

**Replaces Part Numbers:**  
Volvo Penta VOLVO 875356-8



## TR222 TILT TRIM REPAIR KIT-VOLVO PENTA

**Features:**  
OEM Quality Replacement

**Fits:**  
Fits Electrolux Tilt Motor Volvo 850046

**Replaces Part Numbers:**  
VOLVO 839586-5



## TR223 TILT TRIM REPAIR KIT-VOLVO PENTA

**Features:**  
Tilt Trim Repair Kit - Volvo Penta. Will only replace the original Volvo Penta Electrolux motor. Will not fit Arco Heavy Duty 6223 motor.

**Fits:**  
Fits Electrolux Tilt Motor Volvo 850834, AQ115, AQ120B, AQ125, AQ130, AQ145, AQ165, AQ170, BB115, BB145, MB20, AQ125B, AQ131, AQ145B, AQ151, AQ171, AQ251, AQ200, AQ225, AQ260, AQ255, AQ280, BB225, BB260

**Replaces Part Numbers:**  
VOLVO 851126-3



# OUTBOARD STARTERS

YAMAHA

# YAMAHA



# OUTBOARD STARTERS



## 3420 OUTBOARD STARTER-YAMAHA -OEM-11 TOOTH

**Features:**  
OEM Superior Quality

**Fits:**  
Yamaha 25-40 HP 2 Stroke. Mariner 20-40 HP 2 Stroke

**Replaces Part Numbers:**

Yamaha 689-81800-11	Yamaha 689-81800-13	Hitachi S108-80A
Yamaha 689-81800-12	Hitachi S108-80	Hitachi S108-80B



**DV520 DRIVE GEAR**



**SR420 REPAIR KIT**



**SW945 SOLENOID**

YAMAHA



## 3421 OUTBOARD STARTER-YAMAHA -OEM-10 TOOTH

**Features:**  
OEM Superior Quality

**Fits:**  
Yamaha 1984-1997; 9.9 -15 HP | 1988-1998; 25 HP, Mercury 9.9 HP 4 Stroke, 15 HP 4 Stroke.

**Replaces Part Numbers:**

Yamaha 6L2-81800-10	Yamaha 682-81800-11	Hitachi S106-07B	Hitachi S106-07F
Yamaha 6L2-81800-11	Yamaha 682-81800-12	Hitachi S106-07E	Hitachi S106-12B
Yamaha 6L2-81800-20			



**SW945 SOLENOID**



## 3422 OUTBOARD STARTER-YAMAHA -OEM-9 TOOTH

**Features:**  
OEM Superior Quality

**Fits:**  
Yamaha 1984-UP; 70 HP | 1991-UP; 2 Stroke, 9 tooth drive gear.

**Replaces Part Numbers:**

Yamaha 6H3-81800-10	Yamaha 6H3-81800-11	Hitachi S108-97	Hitachi S108-97A
---------------------	---------------------	-----------------	------------------



**DV522 DRIVE GEAR**



**SR422 REPAIR KIT**



**SW950 SOLENOID**



# OUTBOARD STARTERS

YAMAHA



## 3423 OUTBOARD STARTER-YAMAHA -OEM-II TOOTH

**Features:**  
OEM Superior Quality

**Fits:**  
Yamaha 1987-UP; 30 HP | 1989-UP; 40-50 HP

**Replaces Part Numbers:**

Yamaha 6F5-81800-10      Yamaha 6J4-81800-00      Hitachi S108-87A  
Yamaha 6F5-81800-11      Yamaha 6J4-81800-01



**DV523 DRIVE GEAR**



**SR423 REPAIR KIT**



**SW945 SOLENOID**



**SW950 SOLENOID**



## 3424 OUTBOARD STARTER-YAMAHA -OEM - 9 TOOTH

**Features:**  
OEM Superior Quality

**Fits:**  
Yamaha and Mariner 55-60 HP 2-Cyl, 2 Stroke Engines

**Replaces Part Numbers:**

Yamaha 697-81800-10      Yamaha 99999-03249      Hitachi S114-221F      Hitachi S114-221J  
Yamaha 697-81800-11      Hitachi S114-221      Hitachi S114-221G  
Yamaha 697-81800-12      Hitachi S114-221E      Hitachi S114-221H



**DV524 DRIVE GEAR**



**SR424 REPAIR KIT**



## 3425 OUTBOARD STARTER-YAMAHA -OEM - 9 TOOTH

**Features:**  
OEM Superior Quality

**Fits:**  
Yamaha 1984 - 1988 40-50 HP

**Replaces Part Numbers:**

Yamaha 6H4-81800-10      Yamaha 6H4-81800-11      Yamaha 6H4-81800-12      Hitachi S108-99B



**DV525 DRIVE GEAR**



**SR425 REPAIR KIT**



**SW945 SOLENOID**



**SW950 SOLENOID**





# OUTBOARD STARTERS



## 3426 OUTBOARD STARTER-YAMAHA -OEM - 9 TOOTH

**Features:**  
OEM Superior Quality

**Fits:**  
Yamaha 115-200 HP, 2 Stroke | 1984-1996; Mercury 40-50 HP, 4 Stroke | 1995-2000; 9-tooth drive gear.

**Replaces Part Numbers:**

Hitachi S114-323  
Hitachi S114-323A

Hitachi S114-323B  
Hitachi S114-323C

Mercury 50-825095  
Yamaha 6E5-81800-11

Yamaha 6E5-81800-1



**DV526 DRIVE GEAR**



**SR426 REPAIR KIT**



**SW945 SOLENOID**



**SW941 SOLENOID**



**SW950 SOLENOID**

YAMAHA



## 3427 OUTBOARD STARTER-YAMAHA -OEM - 9 TOOTH

**Features:**  
OEM Superior Quality

**Fits:**  
Yamaha 1994-1999; 75 HP | 1991-1996; 85 HP | 1984-UP; 90 HP

**Replaces Part Numbers:**

Hitachi S114-263B

Yamaha 688-81800-10

Yamaha 688-81800-11

Yamaha 688-81800-12



**DV527 DRIVE GEAR**



**SR427 REPAIR KIT**



**SW945 SOLENOID**



**SW950 SOLENOID**



# OUTBOARD STARTERS

YAMAHA



## 3428 OUTBOARD STARTER-YAMAHA -OEM - 9 TOOTH

**Features:**  
OEM Superior Quality

**Fits:**  
Yamaha 115-225 HP, 2 Stroke

**Replaces Part Numbers:**

Hitachi S114-552	Hitachi S114-660B	Yamaha 61H-81800-10	Yamaha 6N7-81800-01
Hitachi S114-552A	Yamaha 61H-81800-00	Yamaha 6K7-81800-10	Yamaha 6N7-81800-10
Hitachi S114-660	Yamaha 61H-81800-01	Yamaha 6N7-81800-00	Yamaha 6N7-WS818-01
Hitachi S114-660A			



**DV528 DRIVE GEAR**



**SR428 REPAIR KIT**



**SW941 SOLENOID**



## 3429 OUTBOARD STARTER-YAMAHA -OEM - 9 TOOTH

**Features:**  
OEM Superior Quality

**Fits:**  
Yamaha 1998-UP; V200 | 1994-UP; 225 HP | 1990-UP; 250 HP

**Replaces Part Numbers:**

Hitachi S114-559B	Yamaha 61A-81800-01	Yamaha 69W-81800-00
Yamaha 61A-81800-00	Yamaha 69L-81800-00	Yamaha 69W-81800-01



**DV529 DRIVE GEAR**



**SR429 REPAIR KIT**



**SW941 SOLENOID**



## 3430 OUTBOARD STARTER-YAMAHA -OEM - 13 TOOTH

**Features:**  
OEM Superior Quality

**Fits:**  
Yamaha 80 HP, 4 Stroke; 100 HP, 4 Stroke 1999-Up | Mercury/Mariner 75-90 HP, 4 Stroke 1999-up

**Replaces Part Numbers:**

Hitachi S114-828B	Mercury 50-804312T1	Yamaha 67F-81800-01
Mariner 50-804312T1	Yamaha 67F-81800-00	Yamaha 67F-81800-02



**SW945 SOLENOID**



# OUTBOARD STARTERS



## 3431 OUTBOARD STARTER-YAMAHA -OEM - 13 TOOTH

**Features:**  
OEM Superior Quality

**Fits:**  
Yamaha 2000-UP; LZ 150-175 HP | 2000-UP; VZ 150-175 HP | 2000-UP; Z 150-175 HP | 2000-UP; LZ 200-Z200 HP

**Replaces Part Numbers:**  
Hitachi S114-836A      Yamaha 68F-81800-00      Yamaha 68F-81800-01      Yamaha68F-81800-03



## 3432 OUTBOARD STARTER-YAMAHA -OEM - 13 TOOTH

**Features:**  
OEM Superior Quality

**Fits:**  
Yamaha F115, 4 Stroke 2000-Up | LF115, 4 Stroke 2000-Up | 2005-Up; 50-90 HP

**Replaces Part Numbers:**  
Hitachi S114-838A      Yamaha 68V-81800-01      Yamaha 6CJ-81800-00  
Yamaha 68V-81800-00      Yamaha 6CS-81800-00



## 3433 OUTBOARD STARTER-YAMAHA -OEM - 13 TOOTH

**Features:**  
OEM Superior Quality

**Fits:**  
Yamaha 2004-Up; 150 HP, 4-Stroke | 2005-Up; 250 HP, 4-Stroke | 2006-Up; 225 HP, 4-Stroke

**Replaces Part Numbers:**  
Hitachi S114-867      Yamaha 63P-81800-00      Yamaha 6BR-81800-01  
Hitachi S114-867A      Yamaha 6BR-81800-00



# OUTBOARD STARTERS



## 3434 ARCO NEW OEM PREMIUM REPLACEMENT OUTBOARD STARTER

**Features:**

E-Coat Finish, OEM Superior Quality

**Fits:**

Yamaha 200-225HP 4-Stroke O/B Starter 13 Tooth

**Replaces Part Numbers:**

Hitachi S114-860N

Yamaha 69J-81800-00

Yamaha 69J-81800-01

Sierra 18-6833

YAMAHA



## 3436 ARCO NEW OEM PREMIUM REPLACEMENT OUTBOARD STARTER

**Features:**

E-Coat Finish, OEM Superior Quality

**Fits:**

Yamaha 200-300HP 4-Stroke O/B Starter 9 Tooth

**Replaces Part Numbers:**

Hitachi S114-8888

Hitachi S114-888A

Yamaha 6CE-81800-01

Yamaha 6CE-81800-01



## 3437 ARCO NEW OEM PREMIUM REPLACEMENT OUTBOARD STARTER

**Features:**

E-Coat Finish, OEM Superior Quality

**Fits:**

Yamaha 150HP, 175HP, 200HP, 225HP, 250HP, 300HP 4-Stroke O/B Starter 9 Tooth

**Replaces Part Numbers:**

Hitachi S114-952C

Yamaha 6CB-81800-01-00

Sierra 18-6961



# OUTBOARD STARTERS



## 5359 OUTBOARD STARTER-YAMAHA - 9 TOOTH

**Features:**

Made in the USA, E-Coat Finish

**Fits:**

Yamaha 15 HP, 4 Stroke

**Replaces Part Numbers:**

Yamaha 66M-81800-01      Yamaha 66M-81800-02



**DV359 DRIVE GEAR**



**SR359 REPAIR KIT**



**SW945 SOLENOID**



## 5364 OUTBOARD STARTER-YAMAHA -9 TOOTH

**Features:**

Made in the USA, E-Coat Finish

**Fits:**

Yamaha 15 HP, 4 Stroke

**Replaces Part Numbers:**

Yamaha 65W-81800-00      Yamaha 65W-81800-01      Yamaha 65W-81800-02      Yamaha 65W-81800-03



**DV364 DRIVE GEAR**



**SR364 REPAIR KIT**



**SW099 SOLENOID**



## 5365 OUTBOARD STARTER-YAMAHA -9 TOOTH

**Features:**

Made in the USA, E-Coat Finish

**Fits:**

Yamaha 2000-UP 40 HP, 4 Stroke

**Replaces Part Numbers:**

Yamaha 67C-81800-00      Yamaha 67C-81800-01      Yamaha 67C-81800-02



**DV365 DRIVE GEAR**



**SR365 REPAIR KIT**



**SW099 SOLENOID**



# TILT/TRIM MOTORS

YAMAHA





# TILT/TRIM MOTORS



## 6240

### OUTBOARD TILT TRIM MOTOR-YAMAHA -4 BOLT, 2 WIRE, FLAT BLADE SHAFT

**Features:**

OEM Superior Quality, E-Coat Finish

**Fits:**

YAMAHA 1997-UP; 115 HP | 2000-UP; 115 HP 4-Stroke | 1997-2000; 130 HP | 1997-UP; 150-200 HP | 1998-UP; 225 HP

**Replaces Part Numbers:**

YAMAHA 64E-43880-00

YAMAHA 64E-43880-04

YAMAHA 67H-43880-04

YAMAHA 68V-43880-03

YAMAHA 64E-43880-01

YAMAHA 67H-43880-00

YAMAHA 68V-43880-00

YAMAHA 68V-43880-04

YAMAHA 64E-43880-03

YAMAHA 67H-43880-01

YAMAHA 68V-43880-01

**R950****REPLACEMENT  
RELAY****R951****REPLACEMENT  
RELAY**

## 6257

### OUTBOARD TILT TRIM MOTOR-YAMAHA -4 BOLT, 2 WIRE, FLAT BLADE SHAFT

**Features:**

OEM Superior Quality, E-Coat Finish

**Fits:**

YAMAHA 2004-2015; 50/60HP

**Replaces Part Numbers:**

YAMAHA 6C5-43880-00

YAMAHA 6C5-43880-01



## 6258

### OUTBOARD TILT TRIM MOTOR-YAMAHA -4 BOLT, 2 WIRE, 5/8" FLAT BLADE SHAFT

**Features:**

OEM Superior Quality, E-Coat Finish

**Fits:**

YAMAHA 2005-UP; 75 HP 4 Stroke | 2005-UP; 90 HP 4 Stroke

**Replaces Part Numbers:**

YAMAHA 6D8-43880-00

YAMAHA 6D8-43880-01

YAMAHA 6D8-43880-09



## 6259

### OUTBOARD TILT TRIM MOTOR-YAMAHA-4 BOLT, 2 WIRE, EXTENDED FLAT BLADE SHAFT

**Features:**

OEM Superior Quality, E-Coat Finish

**Fits:**

YAMAHA 2001-2004; 50 HP 4 Stroke | 2002-2004; 60 HP 4 Stroke | 2001-2006; 40 HP 2 Stroke (TLR) | 2003-2009; 50 HP 2 Stroke (TLR)

**Replaces Part Numbers:**

YAMAHA CS3-43880-00

YAMAHA 62Y-43880-02

YAMAHA 69W-43880-00

YAMAHA 69W-43880-01

YAMAHA 62Y-43880-01



# TILT/TRIM MOTORS



## 6260 OUTBOARD TILT TRIM MOTOR-YAMAHA-3 BOLT, 2 WIRE, FLAT BLADE SHAFT

**Features:**  
OEM Superior Quality, E-Coat Finish

**Fits:**  
Yamaha 1992-2002; 90 HP | 1992-1995; 50-90 HP | 1994; 40 HP | 1996; 70-90 HP | 1997-Up; 60, 70, 90 HP

**Replaces Part Numbers:**  
YAMAHA 6H1-43880-02



**SW950 SOLENOID**

YAMAHA



## 6261 OUTBOARD TILT TRIM MOTOR-YAMAHA -4 BOLT, 2 WIRE, EXTENDED FLAT BLADE SHAFT

**Features:**  
OEM Superior Quality, E-Coat Finish

**Fits:**  
Yamaha 1999-2004; 75, 80, 90 & 100 HP, 4 Stroke O/B Engines

**Replaces Part Numbers:**  
YAMAHA 67F-43880-0



**R950 REPLACEMENT RELAY**



**R951 REPLACEMENT RELAY**



## 6263 OUTBOARD TILT TRIM MOTOR YAMAHA -3 BOLT, 2 WIRE, FLAT BLADE SHAFT

**Features:**  
OEM Superior Quality, E-Coat Finish

**Fits:**  
Yamaha 2002-2009; 200, 225, 250 HP 4 Stroke | 2002-2009; 200-300 HP 2 Stroke

**Replaces Part Numbers:**  
YAMAHA 60V-43880-00    YAMAHA 69J-43880-00    YAMAHA 69J-43880-01



## 6264 OUTBOARD TILT TRIM MOTOR-YAMAHA-4 BOLT, 2 WIRE, EXTENDED FLAT BLADE SHAFT

**Features:**  
OEM Superior Quality, E-Coat Finish

**Fits:**  
Yamaha 1985-1992; 40-50 HP, 2-wire connection, 4-bolt mount

**Replaces Part Numbers:**  
YAMAHA 6H5-43880-02    YAMAHA 67C-43880-00  
YAMAHA 6H5-43880-09    YAMAHA 67C-43880-01



**SW950 SOLENOID**





# TILT/TRIM MOTORS



## 6265 OUTBOARD TILT TRIM MOTOR-YAMAHA -3 BOLT, 2 WIRE, FLAT BLADE SHAFT

**Features:**

OEM Superior Quality, E-Coat Finish

**Fits:**

Yamaha 1987-1995; 115-200 HP Outboards | 1990-1993; 225 HP

**Replaces Part Numbers:**

YAMAHA 6G5-43880-00

YAMAHA 6G5-43880-01

YAMAHA 6G5-43880-02



**R950**

**REPLACEMENT  
RELAY**



**R951**

**REPLACEMENT  
RELAY**



## 6266 OUTBOARD TILT TRIM MOTOR-YAMAHA -3 BOLT, 2 WIRE, FLAT BLADE SHAFT

**Features:**

OEM Superior Quality, E-Coat Finish

**Fits:**

Yamaha 1995-Up; 40/50 HP

**Replaces Part Numbers:**

YAMAHA 62X-43880-00

YAMAHA 62X-43880-01

YAMAHA 62X-43880-09



**SW950**

**SOLENOID**



## 6267 OUTBOARD TILT TRIM MOTOR-YAMAHA -3 BOLT, 3 WIRE, FLAT BLADE SHAFT

**Features:**

Made in the USA, OEM Superior Quality, E-Coat Finish

**Fits:**

Yamaha Early 70, 90 1984-1991 | 115, 150-200 HP 1984-1986

**Replaces Part Numbers:**

YAMAHA 6E5-43880-01

YAMAHA 6H1-43880-00

YAMAHA 688-43880-11

YAMAHA 6E5-43880-02

YAMAHA 688-43880-10



**SW945**

**SOLENOID**



**SW941**

**SOLENOID**



**SW950**

**SOLENOID**



# SOLENOIDS

YAMAHA





# SOLENOIDS



## SW099

### OUTBOARD SOLENOID - YAMAHA

**Features:**  
OEM Quality Replacement

**Fits:**  
Yamaha 4 Stroke Outboards

**Replaces Part Numbers:**  
YAMAHA 65W-81941-00



## SW941

### OUTBOARD SOLENOID - YAMAHA

**Features:**  
OEM Quality Replacement

**Fits:**  
Yamaha Outboards

**Replaces Part Numbers:**  
YAMAHA 6E5-81941-00    YAMAHA 6E5-81941-10    YAMAHA 6E5-81941-11    YAMAHA 61A-81941-00



## SW945

### OUTBOARD SOLENOID - YAMAHA

**Features:**  
OEM Quality Replacement

**Fits:**  
Yamaha Outboards

**Replaces Part Numbers:**  
YAMAHA 6G1-8194A-10    YAMAHA 6G1-81940-00    YAMAHA 6G1-81941-10



## SW950

### OUTBOARD SOLENOID - YAMAHA

**Features:**  
OEM Quality Replacement

**Fits:**  
Yamaha Outboards

**Replaces Part Numbers:**  
YAMAHA 688-81950-10



# MISCELLANEOUS



## DV520

### OUTBOARD STARTER DRIVE GEAR -ARCO 3420

**Features:**  
OEM Quality Replacement

**Fits:**  
Arco 3420



## DV522

### OUTBOARD STARTER DRIVE GEAR -ARCO 3422

**Features:**  
OEM Quality Replacement

**Fits:**  
Arco 3422



## DV523

### OUTBOARD STARTER DRIVE GEAR -ARCO 3423

**Features:**  
OEM Quality Replacement

**Fits:**  
Arco 3423



## DV524

### OUTBOARD STARTER DRIVE GEAR -ARCO 3424

**Features:**  
OEM Quality Replacement

**Fits:**  
Arco 3424



## DV525

### OUTBOARD STARTER DRIVE GEAR -ARCO 3425

**Features:**  
OEM Quality Replacement

**Fits:**  
Arco 3425



## DV526

### OUTBOARD STARTER DRIVE GEAR -ARCO 3426

**Features:**  
OEM Quality Replacement

**Fits:**  
Arco 3426



# MISCELLANEOUS



## DV527 OUTBOARD STARTER DRIVE GEAR -ARCO 3427

**Features:**  
OEM Quality Replacement

**Fits:**  
Arco 3427



## DV528 OUTBOARD STARTER DRIVE GEAR -ARCO 3428

**Features:**  
OEM Quality Replacement

**Fits:**  
Arco 3428



## DV529 OUTBOARD STARTER DRIVE GEAR -ARCO 3429

**Features:**  
OEM Quality Replacement

**Fits:**  
Arco 3429



## R950 OUTBOARD RELAY YAMAHA

**Features:**  
OEM Quality Replacement

**Fits:**  
Yamaha Outboards

**Replaces Part Numbers:**  
Yamaha 6E5-81950-01



## R951 OUTBOARD RELAY YAMAHA

**Features:**  
OEM Quality Replacement

**Fits:**  
Yamaha Outboards

**Replaces Part Numbers:**  
Yamaha 6E5-8195A-01



# MISCELLANEOUS



## SR420 OUTBOARD STARTER REPAIR KIT -ARCO 3420

**Features:**  
OEM Quality Replacement

**Fits:**  
Fits Arco 3420



## SR422 OUTBOARD STARTER REPAIR KIT -ARCO 3422

**Features:**  
OEM Quality Replacement

**Fits:**  
Fits Arco 3422



## SR423 OUTBOARD STARTER REPAIR KIT -ARCO 3423

**Features:**  
OEM Quality Replacement

**Fits:**  
Fits Arco 3423



## SR424 OUTBOARD STARTER REPAIR KIT -ARCO 3424

**Features:**  
OEM Quality Replacement

**Fits:**  
Fits Arco 3424

**Replaces Part Numbers:**  
YAMAHA 663-81840-11



## SR425 OUTBOARD STARTER REPAIR KIT -ARCO 3425

**Features:**  
OEM Quality Replacement

**Fits:**  
Fits Arco 3425



# MISCELLANEOUS



## SR426

### OUTBOARD STARTER REPAIR KIT -ARCO 3426

**Features:**  
OEM Quality Replacement

**Fits:**  
Arco 3426

**Replaces Part Numbers:**  
YAMAHA 6E5-81840-10



## SR427

### OUTBOARD STARTER REPAIR KIT -ARCO 3427

**Features:**  
OEM Quality Replacement

**Fits:**  
Arco 3427



## SR428

### OUTBOARD STARTER REPAIR KIT -ARCO 3428

**Features:**  
OEM Quality Replacement

**Fits:**  
Arco 3428

**Replaces Part Numbers:**  
YAMAHA 6N7-81840-00



## SR429

### OUTBOARD STARTER REPAIR KIT -ARCO 3429

**Features:**  
OEM Quality Replacement

**Fits:**  
Arco 3429

**Replaces Part Numbers:**  
YAMAHA 61A-81840-00



# INBOARD STARTERS

ADDITIONAL

# ADDITIONAL

Catapillar | Chris Craft | Crusader | Cummins | Marine Power | Pleasurecraft  
Tohatsu | Universal | Westerbeke | Yanmar





# INBOARD STARTERS



## 50134 CHRIS CRAFT - INBOARD STARTERS

**Features:**

Three bolt mount, two 3/8" holes, one 5/16" threaded hole

**Fits:**

Chris Craft



## 50135 CHRIS CRAFT - INBOARD STARTERS

**Features:**

Three bolt mount, two 3/8" holes, one 5/16" threaded hole. 12 volt, Counter Clockwise rotation

**Fits:**

Fits Chris Craft, Harmon Marine



## 50137 CHRIS CRAFT - INBOARD STARTERS

**Features:**

Three bolt mount, two 3/8" holes, one 5/16" threaded hole. 12 volt, Clockwise rotation

**Fits:**

Fits Chris Craft and others



## 50138 CHRIS CRAFT - INBOARD STARTERS

**Features:**

Three bolt mount, two 3/8" holes, one 5/16" threaded hole. 12 volt, Counter Clockwise rotation

**Fits:**

Fits Chris Craft and others



## 50141 CHRIS CRAFT - INBOARD STARTERS

**Features:**

Two bolt mount, 12 volt, Clockwise rotation

**Fits:**

Fits Chris Craft, Volvo Penta V8

**Replaces Part Numbers:**

Chris Craft 16.61-00043

Chris Craft 16.61-00048

Volvo 835334-4



# INBOARD STARTERS



## 50160 CHRIS CRAFT - INBOARD STARTERS

**Features:**

Three bolt housing, 12 volt, Clockwise rotation.

**Fits:**

Fits Chris Craft

**Replaces Part Numbers:**

Chris Craft 16-61-00045    Chris Craft 16.61-00050



## 50161 CHRIS CRAFT - INBOARD STARTERS

**Features:**

Three bolt housing, 12 volt, Counter Clockwise rotation.

**Fits:**

Fits Chris Craft

**Replaces Part Numbers:**

Chris Craft 16-61-00045    Chris Craft 16.61-00050

ADDITIONAL



## 70106 CRUSADER - INBOARD STARTERS

**Features:**

Nose extends 2" into flywheel, 2 bolt mount, 12 Volt, Clockwise rotation

**Fits:**

Crusader and others w/ Ford engines

**Replaces Part Numbers:**

Crusader and others w/ Ford engines



## 70107 CRUSADER - INBOARD STARTERS

**Features:**

Nose extends 2" into flywheel, 2 bolt mount, 12 Volt. Counter Clockwise rotation

**Fits:**

Crusader and others w/ Ford engines



# INBOARD STARTERS



## 98180 WESTERBEKE - INBOARD STARTERS

**Features:**

9 tooth drive gear, 12 Volt, Clockwise Rotation

**Fits:**

Fits Westerbeke

**Replaces Part Numbers:**

Yanmar 128170-77010D    Yanmar 128170-77010-D



## 98185 YANMAR - INBOARD STARTERS

**Features:**

15 tooth drive gear, 12 Volt, Clockwise rotation

**Fits:**

YANMAR 4JH, QM20, 2QM20, and 2T engines

**Replaces Part Numbers:**

Hitachi S114-483    Hitachi S114-817A    Yanmar 129698-77010    Sierra 18-6932  
Hitachi S114-815    Yanmar 129608-77010    Yanmar 171008-77010



## 12213 CUMMINS - INBOARD STARTERS

**Features:**

10 tooth drive gear

**Fits:**

Cummins 6BT, Peninsular, 6.2L diesel, etc

**Replaces Part Numbers:**

Mercury 50-805991    Sierra 18-6947    ProTorque PH140-0020



# OUTBOARD STARTERS



## 3410 TOHATSU - OUTBOARD STARTERS

**Features:**

9-tooth drive gear

**Fits:**

Tohatsu 45 - 140 HP, 2 Stroke

**Replaces Part Numbers:**

Tohatsu FM5900    Tohatsu 353-76010-04    Hitachi S114-415A    Hitachi S114-571A    SIERRA 18-6418  
Tohatsu 353-76010-1A0    Tohatsu 353-76010-300    Hitachi S114-415    Hitachi S114-667

ADDITIONAL



# ALTERNATORS



## 20100 DIESEL MOTORS - ALTERNATOR

**Features:**

12 Volt, 70 Amp, Self exciting internal regulator, Negative ground, 1-wire connection, 2-inch mounting foot, Single groove pulley included

**Fits:**

Many diesel engines



## 20500 INDMAR - ALTERNATOR

**Features:**

Universal-mount alternator, 12 Volt, 70 Amp, Self-exciting, Ignition protection screens, 1-wire connection, Single groove pulley included, 1-inch mounting foot, Adaptors available for 2" mounting configurations



## 20820 PLEASURECRAFT - ALTERNATOR

**Features:**

12 Volt, 70 AMP, Internal Fan, 2-inch mounting foot, 65-mm multi-groove, serpentine pulley included

**Fits:**

Indmar, Pleasurecraft, Crusader, and Others

**Replaces Part Numbers:**

DELCO 19020606

Sierra 18-5984



## 20821 PLEASURECRAFT - ALTERNATOR

**Features:**

12 Volt, 70 AMP, Internal Fan, 2-inch mounting foot, 50-mm serpentine pulley included.

**Fits:**

Pleasurecraft & MARINE POWER

**Replaces Part Numbers:**

DELCO 19020617

PLEASURECRAFT RA097007A

Sierra 18-6450

ADDITIONAL



# ALTERNATORS



## 20822 PLEASURECRAFT - ALTERNATOR

**Features:**

12 Volt, 70 AMP, Internal Fan, 2-inch mounting foot, 65-mm serpentine pulley included

**Fits:**

Pleasurecraft

**Replaces Part Numbers:**

DELCO 8400027      PLEASURECRAFT RA097007C      Sierra 18-6453



## 20825 PLEASURECRAFT - ALTERNATOR

**Features:**

12 Volt, 70 AMP, Internal Fan, 2-inch mounting foot, Single groove pulley included.

**Fits:**

Indmar, Pleasurecraft, Crusader, and Others

**Replaces Part Numbers:**

DELCO 19020608      PLEASURECRAFT RA097007B      Sierra 18-6288



## 20826 PLEASURECRAFT - ALTERNATOR

**Features:**

12 Volt, 95 AMP, Internal Fan, 2-inch mounting foot, 65-mm serpentine pulley included.

**Fits:**

Pleasurecraft

**Replaces Part Numbers:**

PLEASURECRAFT RA097009      Sierra 18-6452      MPPARTS SFD0026



## 20827 INDMAR - ALTERNATOR

**Features:**

12 Volt, 95 AMP. Internal Fan, 2-inch mounting foot, 65-mm serpentine pulley included.

**Fits:**

Indmar

**Replaces Part Numbers:**

DELCO 8600002      Sierra 18-6451

ADDITIONAL



# ALTERNATORS



## 20828 MARINE POWER - ALTERNATOR

**Features:**

12 Volt, 95 AMP, Internal Fan, 2-inch mounting foot, Double pulley included

**Fits:**

Marine Power

**Replaces Part Numbers:**

SEE ARCO PART NUMBERS 60121 60122 60124 60126



## 20830 MARINE POWER - ALTERNATOR

**Features:**

12 Volt, 70 AMP, Internal Fan, 2-inch mounting foot, Double pulley included, Includes wire/plug connector.

**Fits:**

Marine Power

**Replaces Part Numbers:**

DELCO 19020616

MARINE POWER 471201

MARINE POWER 4711210

Sierra 18-6299

MARINE POWER 471200

ADDITIONAL



## 40115 CHRIS CRAFT - ALTERNATOR

**Features:**

12 Volt, 55 AMP, Negative ground, 1-inch mounting foot, Single groove pulley included

**Fits:**

Chris Craft

**Replaces Part Numbers:**

CHRIS CRAFT 16.61-00026



## 40147 PLEASURECRAFT - ALTERNATOR

**Features:**

12 Volt, 55 AMP, Negative ground, 2-inch mounting foot, Single groove pulley included.

**Fits:**

Pleasurecraft

**Replaces Part Numbers:**

PLEASURECRAFT RA097002

PLEASURECRAFT RA097003

UNIVERSAL 277584



# ALTERNATORS



## 60075 UNIVERSAL - ALTERNATOR

**Features:**

12 Volt, 55 Amp, Internal regulator Includes: Tachometer terminal, indicator light terminal, remote battery sensing terminal, excite terminal, 1-inch mounting foot, with 3-ear adjustment, Single groove pulley included

**Fits:**

Yamaha, Marine Power, Crusader

**Replaces Part Numbers:**

CRUSADER 3920                      WESTERBEKE 39790                      YAMAHA 19-1400-10                      SIERRA 18-6843



## 60104 CRUSADER - ALTERNATOR

**Features:**

12 Volt, 55 Amp, Internal regulator, Negative ground, 1-inch mounting foot, Single groove pulley included

**Fits:**

Crusader Westerbeke

**Replaces Part Numbers:**

CRUSADER 39049                      CRUSADER 39064                      WESTERBEKE 42847



## 60108 PLEASURECRAFT - ALTERNATOR

**Features:**

12 Volt, 55 Amp, Internal regulator, Negative ground, 2-inch mounting foot, Single groove pulley included

**Fits:**

Pleasurecraft

**Replaces Part Numbers:**

PLEASURECRAFT RA097006                      PLEASURECRAFT RA097006A                      UNIVERSAL 288182                      SIERRA 18-6263



## 65108 PLEASURECRAFT - ALTERNATOR

**Features:**

12 Volt, 75 Amp, Internal regulator, Negative ground, 2-inch mounting foot, Single groove pulley included

**Fits:**

Pleasurecraft

**Replaces Part Numbers:**

PLEASURECRAFT RA097006                      PLEASURECRAFT RA097006A                      UNIVERSAL 288182                      SIERRA 18-6263

ADDITIONAL



# ALTERNATORS



## 60498 CATERPILLAR - ALTERNATOR

**Features:**

12 Volt, 105 Amp, Integral regulator, Isolated ground, Heavy duty bearings, 1-inch mounting foot. PULLEY NOT INCLUDED

**Fits:**

Caterpillar

**Replaces Part Numbers:**

6T1396



## 60195 CATERPILLAR - ALTERNATOR

**Features:**

12 Volt, 51 Amp, Integral regulator, Isolated ground, Heavy duty bearings, 1-inch mounting foot. PULLEY NOT INCLUDED

**Fits:**

Caterpillar

**Replaces Part Numbers:**

6T1396



## 60198 CATERPILLAR - ALTERNATOR

**Features:**

12 Volt, 51 Amp, Integral regulator, Isolated ground, Heavy duty bearings, 1-inch mounting foot. PULLEY NOT INCLUDED

**Fits:**

Caterpillar

**Replaces Part Numbers:**

6T1396



## 84135 YANMAR - ALTERNATOR

**Features:**

12 Volt, 35 Amp, Internal regulator, Single groove pulley included

**Fits:**

Yanmar diesel

**Replaces Part Numbers:**

YANMAR 128270-77200





# ALTERNATORS



## 84150 YANMAR - ALTERNATOR

**Features:**

12 Volt, 50 Amp, Internal regulator, Single groove pulley included

**Fits:**

Yanmar diesel

**Replaces Part Numbers:**

YANMAR 129772-77200



## 86050 WESTERBEKE - ALTERNATOR

**Features:**

12 Volt, 50 Amp, Internal regulator, Single groove pulley included.

**Fits:**

Westerbeke DIESEL ENGINES

**Replaces Part Numbers:**

WESTERBEKE 30594

ADDITIONAL



# SOLENOIDS



## SW456 CRUSADER - SOLENOID

**Features:**

14 MT, ARCO 30456, 30457, 4 Post, 3-Bolt Mount

**Fits:**

Crusader

**Replaces Part Numbers:**

CRUSADER RU0050

MERCURY 89-850408



# ALTERNATORS

UNIVERSAL



# UNIVERSAL



# ALTERNATORS



## 60121 ALTERNATOR, HIGH OUTPUT, 105 AMP, 12 VOLT, SINGLE GROOVE PULLEY

**Features:**

High-amp, 12 Volt, 105 AMP, Self exciting, integral regulator, Isolated ground. Includes: Tachometer terminal. External voltage adjustment. 1-inch mounting foot, 1/2" hole, Single groove pulley included.

**Replaces Part Numbers:**

105 Amp series as the means to a totally efficient electrical system. SEE PART NUMBERS 60121 60122 60124 60126



## 60122 ALTERNATOR, HIGH OUTPUT, 105 AMP 12 VOLT, SINGLE GROOVE PULLEY

**Features:**

High-amp, 12 Volt, 105 AMP, Self exciting integral regulator. Isolated ground. Includes: Tachometer terminal. External voltage adjustment. 2-inch mounting foot, 3/8" hole, Single groove pulley included

**Replaces Part Numbers:**

SIERRA 18-6262



# SOLENOIDS



## SW865 SOLENOID

**Features:**

HEAVY-DUTY. 12 Volt, 1000 Amp, parallel/solenoid, Isolated ground



## SW866 SOLENOID

**Features:**

HEAVY-DUTY. 24 Volt, 1000 Amp, parallel replacement solenoid. Isolated ground



## SW975 SOLENOID

**Features:**

12 Volt

**Fits:**

Delco Standard Solenoid

**Replaces Part Numbers:**

CRUSADER 42016  
MERCURY 13037

MERCURY 15382  
MERCURY 33261

MERCURY 89902  
VOLVO 818721

VOLVO 841656-2  
VOLVO 855332-3

SIERRA 18-5804  
SIERRA 18-5838




## MISCELLANEOUS



### SR107 BRUSH LOADING TOOL

**Fits:**  
"Most all" size and shape caps



### TM001 ARCO ELECTRICAL TECHNICAL MANUAL

**Features:**  
Comprehensive technical manual



### 6213 WINDLASS MOTOR

**Features:**  
Good Automatic Windlass. Ring Terminal Ends.



### R012 RELAY

**Features:**  
Continuous duty relay. 12 Volt, 85 Amp

**Replaces Part Numbers:**  
SIERRA 18-5800



# MISCELLANEOUS



## R024 RELAY

**Features:**

Continuous duty relay. 24 volt, 85 Amp




## R036 RELAY

**Features:**

Continuous duty relay. 32-36 Volt, 85 Amp

**Replaces Part Numbers:**

SIERRA 18-6264



## MBK450 MOUNTING BOLT KIT

**Features:**

30470 starter, 2 long mounting bolts, 3/8"-16 N.C. threads

**Fits:**

30470 starter

**Replaces Part Numbers:**

SIERRA 18-5913



## MBK460 MOUNTING BOLT KIT

**Features:**

30460 starter, 3/8"-16 N.C. threads

**Fits:**

30460 starter

UNIVERSAL



# BATTERY ISOLATORS

**BI-0702**

1 Alternator, 2 Batteries. 70 Amp max  
Replaces: Sierra 18-6855 Volvo Penta 873120-0

---

**BI-0702-4**

1 Alternator, 2 Batteries. 70 Amp max

---

**BI-0703**

1 Alternator, 3 Batteries, 70 Amp max  
INBOARD AND OUTBOARD BATTERY ISOLATORS

---

**BI-1202**

1 Alternator, 2 Batteries, 120 Amp max

---

**BI-1202-3A**

1 Alternator, 2 Batteries, 120 Amp max.

---

**BI-1203**

1 Alternator, 3 Batteries, 120 Amp max  
Replaces: Sierra 18-6851

---

**BI-1203-3A**

1 Alternator, 3 Batteries, 120 Amp max





# BATTERY ISOLATORS

**BI-1602**

1 Alternator, 2 Batteries, 160 Amp max  
Replaces: Sierra 18-6852

---

**BI-1603**

1 Alternator, 3 Batteries, 160 Amp max  
Replaces: Sierra 18-6854

---

**BI-2702**

2 Alternators, 2 Batteries, 70 Amp max

---

**BI-2703**

2 Alternators, 3 Batteries, 70 Amp max

---

**BI-2703-4**

2 Alternators, 3 Batteries, 70 Amp max

---

**BI-3202**

2 Alternators, 2 Batteries, 120 Amp max

---

**BI-3203**

2 Alternators, 3 Batteries, 120 Amp max





# PART NUMBER QUICK REFERENCE

Need Technical Assistance? Call Us at 1-850-455-5476 or Toll Free: 1-800-722-2720

## CHRIS CRAFT

16.60-00031 .....	R407
16.61-00026 .....	40115
16.61-00042 .....	50142
16.61-00043 .....	50141
16.61-00044 .....	50160
16.61-00045 .....	50161
16.61-00048 .....	50141
16.61-00050 .....	50160
16.61-00051 .....	50161
16.61-00053 .....	R406

## CHRYSLER

177917 .....	SW774
2095509 .....	50110
2098300 .....	R405
2847527 .....	R405
2855927 .....	50110
2875927 .....	50110
2875928 .....	50109
3527501 .....	40112
3527502 .....	40112
449541-1 .....	6216
455541 .....	6216
460917 .....	SW295
480955 .....	5393
490955 .....	5393
575955 .....	5382
F6169551 .....	5393

## CRUSADER

22611 .....	SW295
39049 .....	60104
39064 .....	60104
39200 .....	60075
42016 .....	SW975
42090 .....	30456
42091 .....	30457
42150 .....	30457
9006320 .....	SW774
RU0050 .....	SW456
RU0050A .....	SW463
RU0050B .....	SW463
R130014 .....	SW295

## DELCO

8000186 .....	30459
8600002 .....	20827
8400027 .....	20822
8600514 .....	20850
8600515 .....	20840
8000500 .....	5400
9000735 .....	30470 & MBK450
9000762 .....	30470 & MBK450
9000763 .....	30460
9000768 .....	30470 & MBK450
9000789 .....	30470 & MBK450
9000819 .....	30470 & MBK450
9000820 .....	30460
9000821 .....	30470 & MBK450
9000822 .....	30460
9000839 .....	30470 & MBK450
9000840 .....	30470 & MBK450
9000849 .....	30470 & MBK450

9000884 S/P .....	30433
9000884 H/P .....	30470 & MBK450
9000885 .....	30470 & MBK450
9000887 .....	30462
9000888 .....	30459
9000940 .....	30470 & MBK450
9000974 .....	5400
19010612 .....	30457
19010615 .....	30457
19010617 .....	30456
19020600 .....	20810
19020601 .....	20800
19020604 .....	20810
19020606 .....	20820
19020608 .....	20825
19020609 .....	20800
19020611 .....	20815
19020612 .....	20815
19020616 .....	20830
19020617 .....	20821
19020618 .....	20860
19020703 .....	20840
19020704 .....	20850
19020706 .....	20840
19020707 .....	20850

## FORCE

811902 .....	DV394
819222 .....	DV393
819479A1 .....	6276
819480A1 .....	6276
820595 .....	SR394
50-819085 .....	5393
50-819968-1 .....	7325
50-820193 .....	5394
50-F616955-1 .....	5393
827675A1 .....	6255
87-F660917 .....	RO40
89-F460917-1 .....	SW295
F15189 .....	SR393
F15190 .....	BK900
F177917 .....	SW774
F575955 .....	5382
F616955 .....	5393

## HITACHI

S106-07B .....	3421
S106-07E .....	3421
S106-07F .....	3421
S106-12B .....	3421
S108-80 .....	3420
S108-80A .....	3420
S108-80B .....	3420
S108-87A .....	3423
S108-94 .....	3412
S108-94A .....	3412
S108-94B .....	3412
S108-94C .....	3412
S108-97 .....	3422
S108-97A .....	3422
S108-99B .....	3425
S108-112 .....	3412
S108-120 .....	3412
S114-221 .....	3424
S114-221E .....	3424
S114-221F .....	3424

S114-221G .....	3424
S114-221H .....	3424
S114-221J .....	3424
S114-263B .....	3427
S114-303 .....	98180
S114-303A .....	98180
S114-323 .....	3426
S114-323A .....	3426
S114-323B .....	3426
S114-323C .....	3426
S114-407 .....	3440
S114-415 .....	3410
S114-415A .....	3410
S114-437 .....	3444
S114-483 .....	98185
S114-551 .....	3442
S114-551A .....	3442
S114-552 .....	3428
S114-552A .....	3428
S114-555 .....	3440
S114-559B .....	3429
S114-561 .....	3446
S114-571 .....	3410
S114-571A .....	3410
S114-660 .....	3428
S114-660A .....	3428
S114-660B .....	3428
S114-667 .....	3410
S114-673 .....	3444
S114-674 .....	3442
S114-677 .....	3446
S114-815 .....	98185
S114-817A .....	98185
S114-828B .....	3430
S114-836A .....	3431
S114-838A .....	3432
S114-867 .....	3433
S114-867A .....	3433

## HONDA

31200-ZV5-013 .....	3446
31200-ZV5-003 .....	3446
31200-ZW5-003 .....	3447
36120-ZV5-821 .....	6239
36120-ZW4-H12 .....	6237
36120-ZY3-013 .....	6234
36120-ZY6-013 .....	6235
36120-ZY6-023 .....	6235
36120-ZY9-003 .....	6236
36120-ZY9-013 .....	6236

## MARINE POWER

471200 .....	20830
471201 .....	20830
4711210 .....	20830
475118 .....	30459
1210-000 .....	60050
0170-000 .....	30459
0171-000 .....	30457
0172-000 .....	30460
0174-000 .....	30470 & MBK450



## MARINER

50-97072M	3424
50-97072T	3424
50-97693M	3420
50-804312T1	3430

## MERCURY

12449	60050
13037	SW975
13310	DV380
13310-1	DV380
13310T1	DV380
14336A6	6275
14336A8	6275
14336A9	6275
14336A15	6275
14336A17	6275
14336A20	6275
15382	SW975
15386	SR380
15386001	SR380
17631	TR218
17631A1	TR218
17649	6218
17649A1	6218
17649A02	6218
17649T	6218
18525A1	M525
19217A1,A2,A3,A5	6276
25661	SW661
25661-1	SW661
25661T1	SW661
25942	5374-6
32701	20102
33261	SW975
43076	DV385
43076T	DV385
47456A1	20102
47886	SW622
47886T	SW622
514995	5551
54981	SW981
54293A5	SW925
54293A10	SW926
54293A11	SW925
54293A13	SW926
56045	20102
57380	DV366
59755	20102
62351A1	AR351
62351A2	AR351
63292	BK900
65057A1	SW981
65057T1	SW981
68571-1	DV362
68575	DV377
68575-3	DV396
68575T2	DV359
69729	20102
68575T2	DV365
75383	SR379
75384	BK900
75384-1	BK900
75661	DV380
78403A1	60050
78403A2	60050

78477	20104
79215	SR380
8M0007971	3432
8M0031551	6250
8M0058226	AR351
8M0064020	20850
8M0064021	20840
8M0095472	20815
8M0123161	SW058
8M6000803	20850
8M6000804	20840
8M6000806	20860
802587	DV393
802587T	DV393
802587T01	DV393
802639	DV380
802639T	DV380
802640	DV325
802640T	DV325
802665T	DV394
803822T	SW774
804281T	R950
804282T	R951
805447T	60065
805884T	60065
807057	R202
807057T	R202
807652T	60055
807653T	60060
809155	M874
809162	M875
809463	SW463
809463-1	SW463
809463A1	SW463
809885A1	6276
809885A2	6276
809885T2	6276
811628	6279
811674	6276
811874	M874
811874T	M874
811875	M875
811875T	M875
811883	M883
811883T	M883
811888	M888
811902	DV394
813447	6276
816770	AR351
816770T	AR351
817119A1	60050
817119A4	60050
819222	DV393
819222A1	DV393
819762A4,A7	6276
820583	DV325
820586	SR325
820586T	SR325
821509	R509
823653A5	6270
823653A9	6270
825096T01	SW945
827675A1	6255
828151	R151
828151A1	R151
828506	20850
828708	6250

828708A1	6279
828708T	6250
850402	DV457
86177-1	DV381
862030T	20810
862030T01	20810
862031T	20800
862031T1	20800
863077T	20815
865202T	R202
865380A13	6275
875285T1	20840
875286A-1	20850
87828	6218
878265A1	6250
878265A4	6250
881247A1	20850
881248T	20840
88183A5	6275
88183A6	6275
88183A11	6275
88183A12	6275
882751A1	R151
882751A04	R751
883166A2	M532
888645T1	6263
889274	SW925
889955	20840
889955T01	20840
889956	20850
891736T	6218
891754T	DV365
892940T	20860
892940T01	20860
892940T02	20860
893907A02	6276
898265015	DV381
898265016	BK900
89902	SW975
92459A3	6270
92459A4	6270
92459A8	6270
92497A3	60050
96562	DV367
96564T	SR367
98555	60050
98555A1	60050
50-F514955	5551
50-F575955	5382
50-F616955	5393
50-12121A2	30470 & MBK450
50-12177A2	30470 & MBK450
50-12872	50169
50-17251A3	30457
50-29105	X
50-30829	5366
50-30842	X
50-30955	5374 W/ DV370
50-31976	5374
50-32403	5374-6
50-32411	X
50-32703	30460
50-37274A4	5374
50-37345A1	5366
50-38890A1	5366
50-41583	5385



# PART NUMBER QUICK REFERENCE

Need Technical Assistance? Call Us at 1-850-455-5476 or Toll Free: 1-800-722-2720

## MERCURY

50-41583 .....	5385	50-8M8021116 .....	30470	50-859170T .....	5365
50-41583T .....	5385	50-803835T02 .....	3421	50-859170T1 .....	5365
50-44369A1 .....	5388	50-803900T .....	5551	50-859171T .....	5362
50-44415 .....	5380	50-803903T .....	5382	50-859377T .....	5360
50-45120 .....	30460	50-804312T1 .....	3430	50-863007A1 .....	30433
50-45822 .....	5374	50-805991 .....	12213	50-864340A2 .....	30470 & MBK450
50-46282 .....	30460	50-806963A2 .....	30460	50-86976 .....	X
50-47454 .....	30456	50-806963A4 .....	30460	50-881368T1 .....	3432
50-47455 .....	30457	50-806964A2 .....	30470 & MBK450	50-881368T2 .....	3432
50-48643A1 .....	5374	50-806964A3 .....	30470 & MBK450	50-884044T .....	5360
50-514955 .....	5551	50-806964A4 .....	30470 & MBK450	50-884045T .....	5365
50-55601A2 .....	5366	50-806965A2 .....	30460	50-884238T .....	5380
50-56886 .....	70200	50-806965A4 .....	30460	50-888151T .....	5364
50-57465A1 .....	5377	50-807904A1 .....	30433	50-888160T .....	5365
50-575955 .....	5382	50-808011A1 .....	30457	50-888161T .....	5360
50-57867A1 .....	5374	50-808011A4 .....	30459	50-892339T .....	5400
50-58059 .....	90105	50-808011A05 .....	30459	50-892339T01 .....	5400
50-58788 .....	5374	50-812428A3 .....	30470 & MBK450	50-893886T .....	5364
50-58788A3 .....	5374	50-812429A2 .....	30460	50-893887T .....	5365
50-59799 .....	30460	50-812604A2 .....	30470 & MBK450	50-893888T .....	5360
50-60315 .....	5375	50-81490M .....	3424	50-893889T .....	5367
50-60594A1 .....	5384	50-818445-2 .....	5395	50-893890T .....	5396
50-60594T01 .....	5384	50-818445-3 .....	5395	50-893891T .....	5375
50-64975 .....	X	50-818445-5 .....	5395	50-893892T .....	5392
50-65436 .....	5375	50-819085 .....	5393	50-893893 .....	5380
50-65784A1 .....	30457	50-819085-1 .....	5393	50-893894 .....	5359
50-65785A1 .....	30456	50-819085T1 .....	5393	50-898265001 .....	5362
50-66015 .....	5375	50-819271 .....	5397	50-898265002 .....	5393
50-66015-1 .....	5392	50-819968-1 .....	7325	50-898265003 .....	7325
50-66015-2 .....	5375	50-819968-2 .....	7325	50-898265005 .....	5379
50-66015-3 .....	5392	50-819968-3 .....	7325	50-898265006 .....	5366
50-66015-T .....	5392	50-819968-4 .....	7325	50-898265007 .....	5385
50-66015T1 .....	5375	50-819968T4 .....	7325	50-898265008 .....	5381
50-67341 .....	5374	50-820193 .....	5394	50-898265009 .....	5395
50-69863A1 .....	30460	50-820193-1 .....	5394	50-898265010 .....	5377
50-69864A1 .....	30460	50-820193A1 .....	5397	50-898265011 .....	5382
50-69865 .....	50169	50-820193T1 .....	5394	50-898265012 .....	5388
50-69865A1 .....	50169	50-820193003 .....	5394	50-898265013 .....	X
50-72467 .....	5377	50-822330A2 .....	30470 & MBK450	50-90983A1 .....	5367
50-72550 .....	50143	50-822462 .....	5396	50-90983T1 .....	5367
50-72550A1 .....	50143	50-822462-1 .....	5396	50-92669M .....	3424
50-72550A2 .....	50143	50-822462T1 .....	5396	50-96359M .....	3420
50-72550R2 .....	50143	50-825095 .....	3426	50-97072M .....	3424
50-73521 .....	5379	50-830308 .....	5364	50-97072T .....	3424
50-73521T .....	5379	50-830308T .....	5364	50-97499A2 .....	30456
50-76965A1 .....	30457	50-832997 .....	7326	50-97499A3 .....	30456
50-76965A3 .....	30457	50-832997-1 .....	7326	50-97499R2 .....	30456
50-76965A4 .....	30457	50-832997-2 .....	7326	50-97499R4 .....	30456
50-77141 .....	5380	50-832997003 .....	7326	50-97693M .....	3420
50-77328A1 .....	30460	50-833153 .....	5381	50-99417A2 .....	30460
50-77328A3 .....	30460	50-833153-1 .....	5381	50-99418A2 .....	30470 & MBK450
50-79472 .....	5380	50-833153-2 .....	5381	50-99419A3 .....	30457
50-79472-1 .....	5380	50-833153-3 .....	5381	86-865202T .....	R202
50-79472T2 .....	5380	50-833153T4 .....	5381	87-F660917 .....	R040
50-79604A1 .....	30456	50-834749 .....	5362	87-18211 .....	R211
50-79604A3 .....	30456	50-84917M .....	3420	87-61053 .....	SW275
50-79821A2 .....	30460	50-852570T .....	5359	87-803632T .....	SW295
50-79822A1 .....	30460	50-853329T .....	5400	89-15857 .....	SW275
50-79822A2 .....	30460	50-853805T01 .....	3412	89-18080 .....	SW984
50-79823A1 .....	30460	50-853869 .....	5393	89-F460917-1 .....	SW295
50-8M0033984 .....	5367	50-853869T .....	5393	89-F654924-1 .....	SW924
50-8M0065220 .....	3430	50-854636T .....	5365	89-68258 .....	SW275
50-8M0090697 .....	30460	50-856996T .....	X	89-68258A4 .....	SW275
50-8M6001043 .....	5400	50-857065 .....	5359	89-76416A1 .....	SW394
		50-859168T .....	5359	89-76545 .....	SW275
		50-859169T .....	5364	89-76545T .....	SW275

89-803629T	SW924	384163	5371	582399	AR103
89-817109A1	SW109	384198	30460	582472	R473
89-817109A2	SW109	384233	40152	582473	R473
89-817109A3	SW109	384777	5370	582708	SW622
89-818864	SW064	384781	DV371	583408	AR103
89-818864T	SW064	384914	X	583473	5390
89-818997A1	SW097	385401	5376	583482	5389
89-818997A2	SW097	385529	5372	583940	AR104
89-818997T1	SW097	385844	SR371	584107	6206
89-818998A1	SW097	385949	DV372	584128	SW268
89-818998A2	SW097	385952	BK900	584416	R473
89-818999A1	SW099	386430	5369	584580	SW580
89-818999A2	SW099	386591	5376	584608	5368
89-825096	SW945	386657	5370	584613	5361
89-825096T	SW945	386678	SR369	584799	5387
89-846070	SW058	387094	5373	584818	5398
H/D VERSION	SW058HD	387277	6206	584980	5399
89-850187A1	SW097	387683	DV373	585050	5370
89-850187T1	SW097	387684	5371	585051	5372
89-850188A1	SW099	387768	SR376	585056	5389
89-850188T1	SW099	388955	AR103	585057	5372
89-850189	SW054	389275	5371	585058	5370
89-850189T	SW054	389398	SW622	585059	5390
89-850408	SW456	389493	SW622	585060	5386
89-853654A1	SW275	38995	5372	585061	5376
89-889273	SW924	390124	AR103	585062	5373
89-889274	SW925	391264	6220	585063	5371
89-91975	SW054	391511	5387	585197	5370
89-94318	SW058	391735	5370	585265	SR376
H/D VERSION	SW058HD	392133	5376	585266	SR372
89-96054	SW054	393259	6220	585267	DV372
89-96054T	SW054	393570	5386	586100	DV372
89-96158	SW058	393988	6220	586101	DVK89
89-96158T	SW058	394176	X	586102	DVK76
392-2940	TR217	395207	5373	586147	R473
392-8262	TR217	395419	SW622	586180	SW622
392-9250	TR217	395840	6220	586224	R473
F391926	PA924	396235	5387	586274	5361
F391926-1	PA924	397023	5387	586275	5368
FK460917	SW295	432925	5363	586276	5369
		433226	6243	586277	5398
		433850	BK900	586278	5376
		433852	SR363	586279	5389
172588	6228	434495	6241	586280	5371
172853	TR208	434496	6241	586281	5370
172869	SW340	434517	JSA517	586283	5372
173692	AR104	434795	6220	586284	5399
173944	6228	435532	6242	586285	5386
174942	5376	435548	6244	586286	5363
175019	5376	437666	6244	586287	5363
277628	SW081	437801	6242	586288	5373
321648	DV376	438529	6241	586289	5387
328381	SR372	438531	6241	586392	DV387
378444	SW081	438786	6238	586411	5387
380095	SW622	438878	5363	586730	SW730
380361	6209	439937	6238	586731	5387
380973	R404	580841	AR103	586767	R767
381166	40152	581305	AR103	586768	5358
381519	40152	581366	AR104	586774	SW590
381781	30460	581528	SW340	586842	SW394
382138	6209	581603	AR103	586890	5387
382220	6209	581778	AR104	586897	5387
383440	R404	582048	6206	586957	5387
383443	40152	582155	6206	587020	SW595
383575	X	582195	R473	587045	5358
383622	SW622	582304	AR104	587078	5357
383691	5370	582307	AR103	587291	5357

## O.M.C.



# PART NUMBER QUICK REFERENCE

Need Technical Assistance? Call Us at 1-850-455-5476 or Toll Free: 1-800-722-2720

## O.M.C.

763454	.....	5369
778991	.....	5390
778992	.....	5373
778993	.....	5371
778994	.....	5386
778995	.....	5361
778996	.....	5398
979768	.....	6211
979774	.....	SW774
979937	.....	6211
980801	.....	SW394
981074	.....	30460
981078	.....	30460
981186	.....	40152
981187	.....	40152
981410	.....	SW268
981638	.....	6211
981703	.....	SW394
981821	.....	70200
982058	.....	6204
982069	.....	6211
982073	.....	6211
982107	.....	30460
982121	.....	30460
982151	.....	TR211
982187	.....	SW268
982189	.....	SW394
982200	.....	30460
982311	.....	TR204
982364	.....	20104
982706	.....	6204
983019	.....	6220
983248	.....	30460
983195	.....	6214
983318	.....	6211
983424	.....	60125
983444	.....	30460
983446	.....	6220
983790	.....	30460
984356	.....	6206
984456	.....	30470 & MBK450
984536	.....	70212
984565	.....	60125
984628	.....	70216
985063	.....	SW268
985064	.....	SW730
985237	.....	6220
985465	.....	60125
985466	.....	60125
985799	.....	SW984
985964	.....	40152
985966	.....	30460
986008	.....	60125
986505	.....	30470 & MBK450
987774	.....	60070
987811	.....	70125
987883	.....	SW125
987969	.....	70200
988012	.....	70125
988013	.....	70212
988217	.....	30460
988247	.....	60125
0586767	.....	R767
3850216	.....	SW463
3850525	.....	30470 & MBK450
3850526	.....	30460
3853839	.....	SW394
3853853	.....	60125
3853869	.....	SW984
3853982	.....	30470 & MBK450
3853998	.....	SW984
3854182	.....	60125
3854190	.....	70125
3854194	.....	SW125
3854750	.....	30460
3854751	.....	30470 & MBK450
3854809	.....	60125
3855177	.....	30470 & MBK450
3855882	.....	30460
3856600	.....	60070
3857298	.....	60125
3857533	.....	R473
3857561	.....	60070
3857747	.....	30470 & MBK450
3858463	.....	30460
3860566	.....	30470 & MBK450
3860769	.....	60125
5004518	.....	JSA518
5005254	.....	6238
5005838	.....	6248
5005374	.....	6241
5005376	.....	6241
5005831	.....	6248
5006319	.....	6247
5009214	.....	SW590
5036732	.....	6240

## SIERRA

18-5600	.....	5373
18-5601	.....	5366
18-5602	.....	5374
18-5603	.....	30459
18-5604	.....	5375
18-5605	.....	5379
18-5606	.....	5388
18-5608	.....	5380
18-5609	.....	X
18-5610	.....	5392
18-5611	.....	5367
18-5612	.....	5363
18-5613	.....	5393
18-5614	.....	5397
18-5617	.....	5361
18-5618	.....	7325
18-5619	.....	5387
18-5620	.....	5395
18-5621	.....	5396
18-5622	.....	5394
18-5623	.....	5368
18-5624	.....	5389
18-5626	.....	5370
18-5627	.....	5390
18-5628	.....	5386
18-5629	.....	5376
18-5630	.....	5371
18-5631	.....	5398
18-5632	.....	5399
18-5634	.....	5372
18-5635	.....	5370
18-5636	.....	5377
18-5639	.....	5367
18-5640	.....	5373
18-5641	.....	5366
18-5642	.....	5375
18-5643	.....	5380
18-5644	.....	5393
18-5645	.....	5376
18-5646	.....	5371
18-5647	.....	5372
18-5648	.....	5370
18-5649	.....	5377
18-5650	.....	DV366
18-5651	.....	DV385
18-5655	.....	DV376
18-5656	.....	DV377
18-5658	.....	DV381
18-5659	.....	DV325
18-5671	.....	DV390
18-5673	.....	DV393
18-5674	.....	DV380
18-5675	.....	DV387
18-5677	.....	DV394
18-5678	.....	DV389
18-5679	.....	DVK72
18-5680	.....	DVK76
18-5682	.....	DV396
18-5697	.....	BK900
18-5700	.....	R809

## PLEASURE CRAFT

R13001	.....	SW394
R130013	.....	SW125
R130014	.....	SW295
R200000	.....	70201
RA097002	.....	40147
RA097006	.....	60108
RA097006A	.....	60108
RA097007	.....	20815
RA097007A	.....	20821
RA097007B	.....	20825
RA097007C	.....	20822
RA097009	.....	20826
RA122001	.....	70200
RA122002	.....	70201
RA122004	.....	70108
RA122008	.....	30456
RA122009	.....	30459
RA122014	.....	70125
RA122015	.....	30433
RA122016	.....	30460
RA122019	.....	30462
RU0050	.....	SW456
RU0050A	.....	SW463
RU0050B	.....	SW463





# PART NUMBER QUICK REFERENCE

Need Technical Assistance? Call Us at 1-850-455-5476 or Toll Free: 1-800-722-2720

## VOLVO

6223 .....	850834	70125 .....	3854190-0	SW463 .....	3859054
6223 .....	850834-3	70200 .....	835635-4	SW565 .....	852565-1
6224 .....	3857265-7	70200 .....	841066-4	SW814 .....	829029-8
6224 .....	852928-1	80108 .....	3803227-2	SW814 .....	834804-7
6224 .....	853083-4	80108 .....	834625-6	SW814 .....	834852-6
6224 .....	853084-2	80108 .....	841378-3	SW975 .....	818721
6224 .....	872449-4	80108 .....	841380	SW975 .....	841656-2
6224 .....	873051-7	80108 .....	841762-8	SW975 .....	855332-3
6227 .....	3586765	80108 .....	841763	SW984 .....	3853869-0
6227 .....	3856596	80108 .....	841765-1	SW984 .....	3853998-7
6227 .....	3861027-5	80108 .....	841766-9	TR221 .....	875356-8
6227 .....	854346-4	80108 .....	858838-6	TR222 .....	839586-5
6227 .....	854437	80108 .....	858839-4	TR223 .....	851126-3
6232 .....	3151278	80108 .....	872018-7		
6232 .....	3858071	80108 .....	872235-7		
6232 .....	854525-3	80108 .....	872926-1		
6233 .....	3861575	80200 .....	847561-8		
10113 .....	872241-5	80200 .....	849561-6		
10113 .....	873549-0	95949 .....	860334-2		
30456 .....	841377-5	97225 .....	3581774		
30459 .....	3862985	97225 .....	3803113		
30459 .....	855334	97225 .....	829527-1		
30460 .....	3850526	97225 .....	859252-9		
30460 .....	3854750-1	97308 .....	233991		
30460 .....	3856003-3	97308 .....	240501		
30460 .....	3862308	97308 .....	837924		
30460 .....	855326-5	97308 .....	842775		
30470 .....	3587625	97308 .....	843511		
30470 .....	3850525-1	97308 .....	847306		
30470 .....	3853982-1	97308 .....	847308		
30470 .....	3854751-9	97308 .....	847308		
30470 .....	3855177-6	97308 .....	881681		
30470 .....	3856004-1	BI-0702 .....	873120-0		
30470 .....	3857747	DV225 .....	594043		
30470 .....	3860566	DV225 .....	859623-1		
30470 .....	3860764	M531 .....	854531-1		
30470 .....	3885317	M533 .....	3858077		
50141 .....	835334-4	R040 .....	1214764		
50142 .....	834893-0	R040 .....	854357-1		
50142 .....	835121-5	R040 .....	876040-7		
60070 .....	3856600	R177 .....	841177-9		
60070 .....	3856600-6	R177 .....	872272-0		
60070 .....	3857561	R670 .....	1324492		
60070 .....	3860171	R670 .....	241812		
60070 .....	3860769	R670 .....	6643474-7		
60071 .....	3857813	R670 .....	853544-5		
60071 .....	3860798	R670 .....	853545-2		
60072 .....	3860082	R670 .....	870670-7		
60073 .....	3862665	R670 .....	872300-9		
60073 .....	3884950	R670 .....	876038-1		
60074 .....	3862612	R809 .....	3858081		
60076 .....	3862613	R809 .....	3858809		
60125 .....	3850927-9	R832 .....	1501832		
60125 .....	3853853-4	R832 .....	839367-0		
60125 .....	3854182-7	R832 .....	876037-3		
60125 .....	3854809-5	R952 .....	1504952-1		
60125 .....	3857298	R952 .....	831725-7		
60125 .....	3860173	R952 .....	876039-9		
60125 .....	857298	SW125 .....	3854194-2		
60175 .....	849748-9	SW225 .....	594054		
		SW225 .....	859618-1		
		SW394 .....	3853839-3		
		SW463 .....	3850216-7		

## WESTERBEKE

30456 .....	33486
30459 .....	21129980
60075 .....	39790
60104 .....	42847
86050 .....	30594

## YAMAHA

3420 .....	689-81800-11
3420 .....	689-81800-12
3420 .....	689-81800-13
3421 .....	6L2-81800-10
3421 .....	6L2-81800-11
3421 .....	6L2-81800-20
3421 .....	682-81800-11
3421 .....	682-81800-12
3422 .....	6H3-81800-10
3422 .....	6H3-81800-11
3423 .....	6F5-81800-10
3423 .....	6F5-81800-11
3423 .....	6J4-81800-00
3423 .....	6J4-81800-01
3424 .....	697-81800-10
3424 .....	697-81800-11
3424 .....	697-81800-12
3424 .....	697-81800-13
3424 .....	99999-03249
3425 .....	6H4-81800-10
3425 .....	6H4-81800-11
3425 .....	6H4-81800-12
3426 .....	6E5-81800-11
3426 .....	6E5-81800-12
3427 .....	688-81800-10
3427 .....	688-81800-11
3427 .....	688-81800-12
3428 .....	6K7-81800-10
3428 .....	6N7-81800-00
3428 .....	6N7-81800-01
3428 .....	6N7-81800-10
3428 .....	6N7-WS818-01
3428 .....	61H-81800-00
3428 .....	61H-81800-01
3428 .....	61H-81800-10
3428 .....	99999-03938
3429 .....	61A-81800-00
3429 .....	61A-81800-01

3429	69L-81800-00	6267	6E5-43880-01
3429	69W-81800-00	6267	6E5-43880-02
3429	69W-81800-01	6267	6H1-43880-00
3430	67F-81800-00	6267	688-43880-10
3430	67F-81800-01	6267	688-43880-11
3430	67F-81800-02	60075	19-1400-10
3430	67F-81800-03	R950	6E5-81950-01
3431	68F-81800-00	R951	6E5-8195A-01
3431	68F-81800-01	SR424	663-81840-11
3431	68F-81800-03	SR426	6E5-81840-10
3432	6CJ-81800-00	SR428	6N7-81840-00
3432	6C5-81800-00	SR429	61A-81840-00
3432	68V-81800-00	SW099	65W-81941-00
3432	68V-81800-01	SW941	6E5-81941-00
3433	6BR-81800-00	SW941	6E5-81941-10
3433	6BR-81800-01	SW941	6E5-81941-11
3433	63P-81800-00	SW941	61A-81941-00
5359	66M-81800-01	SW945	6G1-8194A-10
5359	66M-81800-02	SW945	6G1-81940-00
5364	65W-81800-00	SW945	6G1-81941-10
5364	65W-81800-01	SW950	688-81950-10
5364	65W-81800-02	3437	6CB-81800-00
5364	65W-81800-03	3436	6CE-81800-01
5365	67C-81800-00	3434	69J-81800-00
5365	67C-81800-01	3429	69L-81800-01
5365	67C-81800-02		
6240	64E-43880-00		
6240	64E-43880-01		
6240	64E-43880-03		
6240	64E-43880-04		
6240	67H-43880-00		
6240	67H-43880-01		
6240	67H-43880-04		
6240	68V-43880-00		
6240	68V-43880-01		
6240	68V-43880-03		
6240	68V-43880-04		
6257	6C5-43880-00		
6257	6C5-43880-01		
6258	6D8-43880-00		
6258	6D8-43880-01		
6258	6D8-43880-09		
6259	CS3-43880-00		
6259	62Y-43880-01		
6259	62Y-43880-02		
6259	69W-43880-00		
6259	69W-43880-01		
6260	6H1-43880-02		
6261	67F-43880-0		
6263	60V-43880-00		
6263	69J-43880-00		
6263	69J-43880-01		
6264	6H5-43880-02		
6264	6H5-43880-09		
6264	67C-43880-00		
6264	67C-43880-01		
6265	6G5-43880-00		
6265	6G5-43880-01		
6265	6G5-43880-02		
6266	62X-43880-00		
6266	62X-43880-01		
6266	62X-43880-09		

## YANMAR

84135	128270-77200
84150	129772-77200
98180	128170-77010
98180	128170-77010D
98185	129608-77010
98185	129698-77010
98185	171008-77010
SW487	X211447009







**ARCO IS A PROUD  
MEMBER OF THESE MARINE  
INDUSTRY ASSOCIATIONS:**





**ARCOMARINE.COM**

3921 W. Navy Blvd. Pensacola, FL 32507

Toll Free: 1-800-722-2720

Fax: 850-453-2630

sales@arcomarine.com