



**HIGH ENERGY  
ALTERNATOR REGULATOR**

**Did you know?**  
You Can Enable  
NMEA 2000 Messages

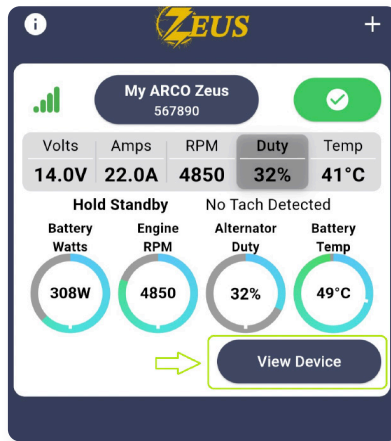




# ARCO ZEUS ENABLE NMEA 2000 MESSAGES



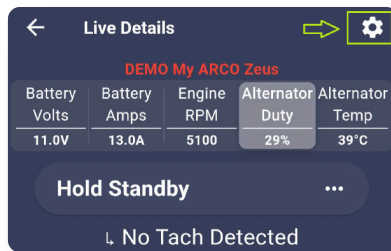
1. To Enable RV-C Messages in the ARCO Zeus App, select **“View Device”**.



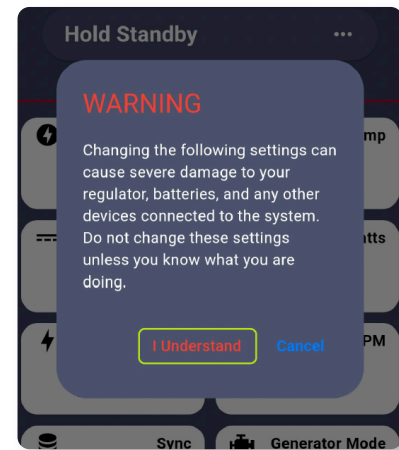
2. Select the **“Live Details”** in the upper-right corner.



3. Select **“Settings”** in the top-right corner.



4. There will be a **“Warning”** screen. Select **“I Understand”**.

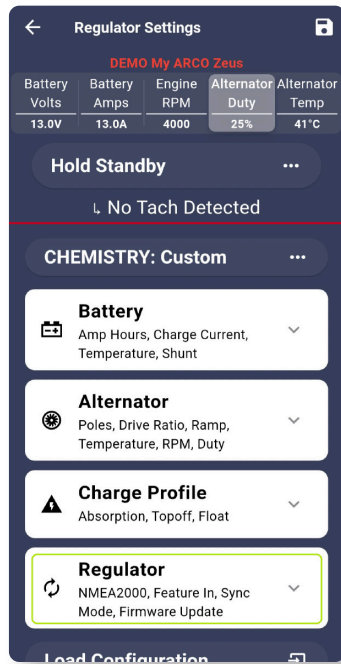




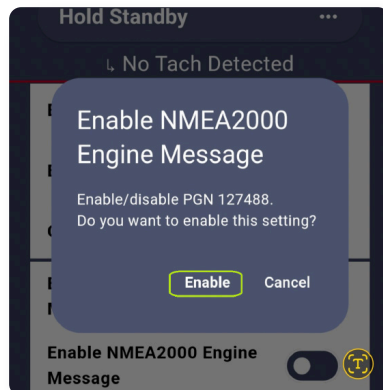
# ARCO ZEUS ENABLE RV-C MESSAGES



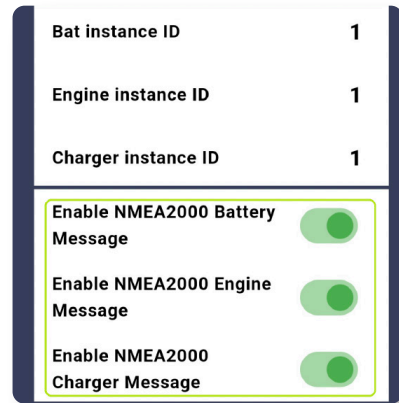
5. Select the “**Regulator**” tab near the bottom of the screen.



7. Upon selection, the dialog box message will vary depending on the previous state of the feature. Here, we are enabling the selection.



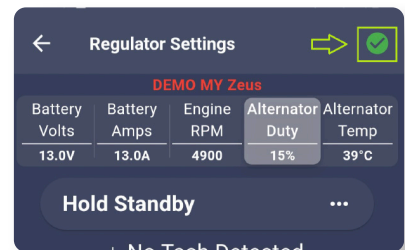
6. Scroll down until you locate the “**Enable NMEA**” Message Section.



8. Once you have “**Enabled**” the feature, select the save button in the top right-hand corner.



9. After the changes are made you will see a green check mark.



10. You are finished!