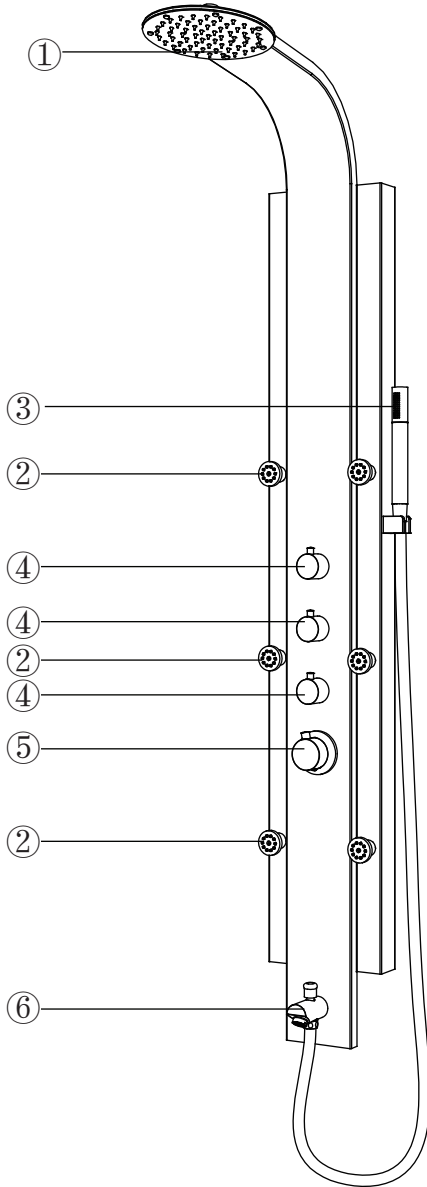


I . Function

1. Head shower
2. Massage jet
3. Hand shower
4. Diverter
5. Thermostatic mixer
6. Spout

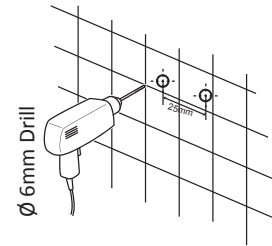


SHOWER PANEL

II . Installation

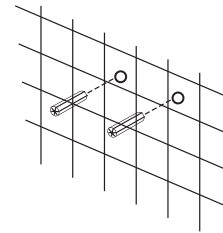
Note! Before drilling any hole for fixing your shower panel ensure that there are no hidden cables or pipework within the wall

I . Drill the holes in the wall



Wall-mounting

II . insert the wall plugs inside the holes



III . Tighten the screws to the wall with wall mounting brackets

