

## Star Burst Corrections

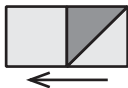
Binding: Cut 4 - 2½" strips (not 3)

.....

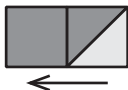
**The Corner Unit Diagram should be as follows:**

### **Corner Units**

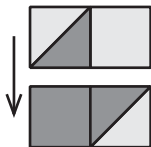
1. Sew an HST unit to a 2½" Light (A) square. Position as shown with square sewn to the Medium fabric in the HST unit. Press toward the square.



2. Next, sew an HST unit to a 2½" Medium (B) square. Position as shown with the square sewn to the Medium fabric in the HST unit. Press toward the square.



3. Rotate the two-patch units so the squares are opposite the HST units. Sew together as shown.



4. Press as shown. Make 4 - 4½" x 4½" Corner Units.