

## OEM 447 nm Blue Laser Diode OEM-D-447

**Model #:** OEM-D-447

**Description:** OEM high power Blue diode laser module at 447 nm OEM-D-447 features ultra compact, long lifetime, low cost and easy operating.

**Application:** It is easy to be integrated into end user's equipment. Scientific research, laser pointing, show and RGB mixed laser systems applications, etc.





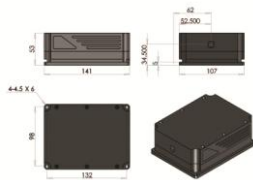
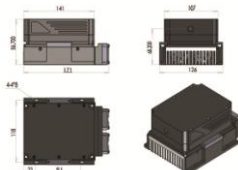
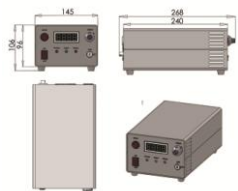
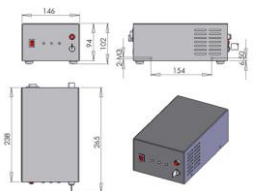




### Specifications

Model	OEM-D-447	
Wavelength (nm)	447±5	
Output power (mW)	>5000, ,>6000, >7000, >8000	
Operating mode	CW	
Power stability (rms, over 4 hours) at 25°C	<1%, <3%, <5%	
Warm-up time (minutes)	<5	
Beam divergence, half angle (mrad)	0.7×0.1	
Beam diameter at the aperture (mm)	~3.2×3.2 (1/e <sup>2</sup> )/ ~2.2×2.2 (FWHM)	
Polarization direction	Horizontal+ Vertical	
Beam height from base plate (mm)	34.5(without heat sink)	68.2(with heat sink)
Operating temperature (°C)	25+/-3 (without heat sink)	10-35 (with heat sink)
Power supply(90-264VAC or 6V,10V&8A)	PSU-H-LED/PSU-H-FDA/PSU-OEM	
Expected lifetime (hours)	10000	
Modulation option	TTL/Analog 1Hz-5KHz, 1Hz-10KHz, 1Hz-30KHz, and TTL on/off	
Warranty time	Warranty is 3 months, excluding LD failure.	

Note: The power supply needs to be with an overcurrent protection function.

### Ordering Information: OEM-D-447-A-B-C-D

A: maximum output	B: power stability	C: power driver	D: Modulation Option
5000 - 5000 mW	1 - 1%	1 - PSU-H-FDA	1 - TTL on/off button
6000 - 6000 mW	3 - 3%	2 - PSU-H-LED	2 - 1Hz - 5k Hz
7000 - 7000 mW	5 - 5%	3 - PSU-OEM	3 - 1Hz - 10 kHz
8000 - 8000 mW			4 - 1Hz - 30 kHz
X - other			

OEM-D-447	D-447-HS	PSU-H-LED	PSU-H-FDA
 <p>141(L)×107(W)×53(H) mm<sup>3</sup>, 0.8kg Without heat sink</p>	 <p>171(L)×126(W)×86.7(H) mm<sup>3</sup>, 1.5kg With heat sink</p>	 <p>268(L)×145(W)×106(H) mm<sup>3</sup>, 2.6 kg</p>	 <p>238(L)×146(W)×102(H) mm<sup>3</sup>, 2.3 kg</p>
			
PSU-OEM(5-6W)		PSU-OEM(7-8W)	
 <p>86(L)×94(W)×52(H) mm<sup>3</sup>, 0.20 kg</p>	 <p>160(L)×86.2(W)×34.5(H) mm<sup>3</sup> 100-240VAC Adapter</p>	 <p>120(L)×88(W)×53(H) mm<sup>3</sup>, 0.5 kg</p>	 <p>211.2(L)×99(W)×50(H) mm<sup>3</sup> 24V, 8.4A</p>
