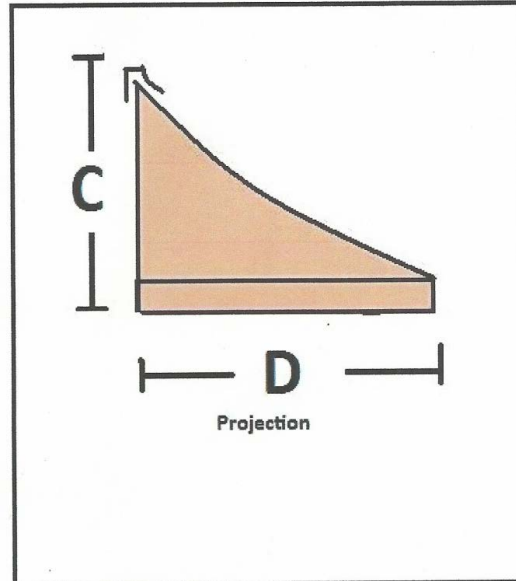
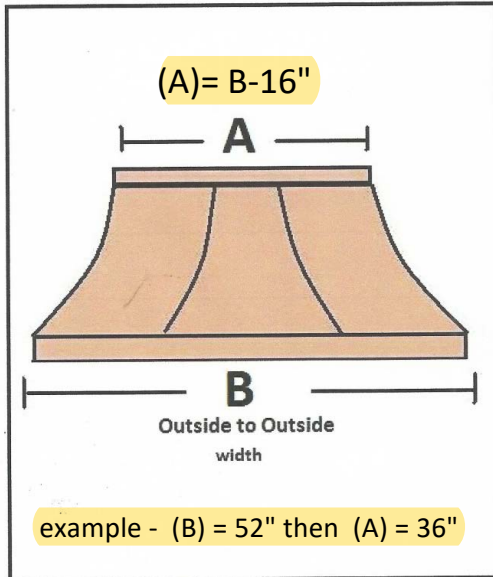




Juliet

style awning

Thank you for choosing Design Your Awning! Let's get your project started. Simply provide us with a few easy measurements, select your color and scroll choices and we will give you an estimate. If possible, please send us a picture of the area where your awning will go. This will help us design the perfect awning for your needs. If you are not sure of measurements, no problem. Just fill in what you can and our experts will help you with the rest!



▪ Top width (A) _____

▪ Bottom width (B) _____

Color choice

- Natural Copper _____
- Bronze Aluminum _____
- Black Aluminum _____
- Rustic Copper Aluminum _____
- Galvalume Plus _____

▪ Zip code for shipping estimate _____

▪ Drop (C) _____

▪ Projection (D) _____

Scroll choice

- No Scrolls _____
- Single _____
- Double _____
- Lazy _____
- Smith _____
- Straight Bar _____
- On tab _____

additional comments: _____

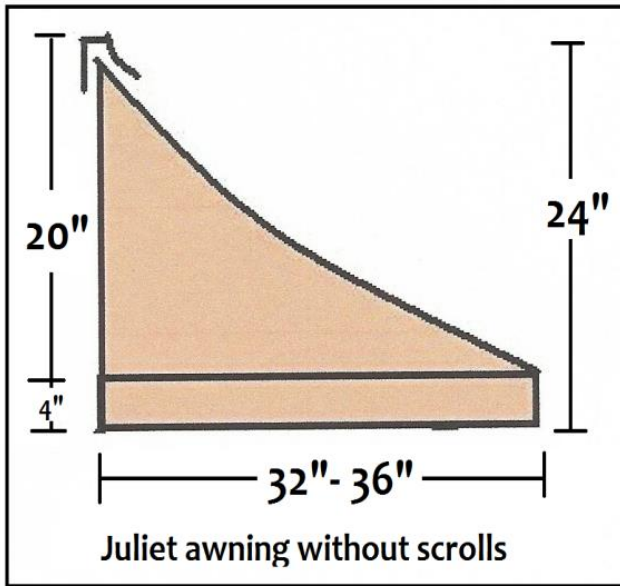
Your information

Name: _____ Phone: _____

Email address: _____

City, State, ZIP code _____

Helpful tip:
 These are popular measurements for
 doors and windows.



We also offer a standard size Juliet that will fit most doors and windows. The awning measurements are 52" wide x 36" projection with a 24" drop. If this size works for you, it can be ordered directly from our website under standard sizes.

Colors



Colors may vary from actual material

Scrolls - Decorative Only

