


Wall Mount Tool Board - 2 Pieces

User Instructions - Please keep for future reference





ArtVer#2



Imported by:

KCT Leisure
 Glebe Farm, Old London Road
 Copdock
 Ipswich, Suffolk
 IP8 3JN
 United Kingdom

Parts List

Code	Parts	Quantity
A		2
B		24
C		8
D		8

IMPORTANT

Please wear the appropriate protective equipment during assembly as parts may have sharp edges.

Ensure wall fixings are suitable for your wall surface/type.

Do not assemble if parts are missing or do not fit correctly.

Make sure the unit is fully assembled and sturdy once assembly is complete.

Wall Mount Tool Board - 3 Pieces


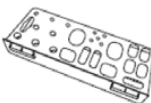



User Instructions - Please keep for future reference

ArtVer#2



Imported by:
 KCT Leisure
 Glebe Farm, Old London Road
 Copdock
 Ipswich, Suffolk
 IP8 3JN
 United Kingdom

Parts List

Code	Parts	Quantity
A		2
B		1
C		24
D		8
E		8

IMPORTANT

Please wear the appropriate protective equipment during assembly as parts may have sharp edges.

Ensure wall fixings are suitable for your wall surface/type.


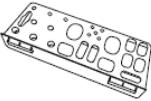



Do not assemble if parts are missing or do not fit correctly.

Make sure the unit is fully assembled and sturdy once assembly is complete.

Wall Mount Tool Board and Shelf Rack Set

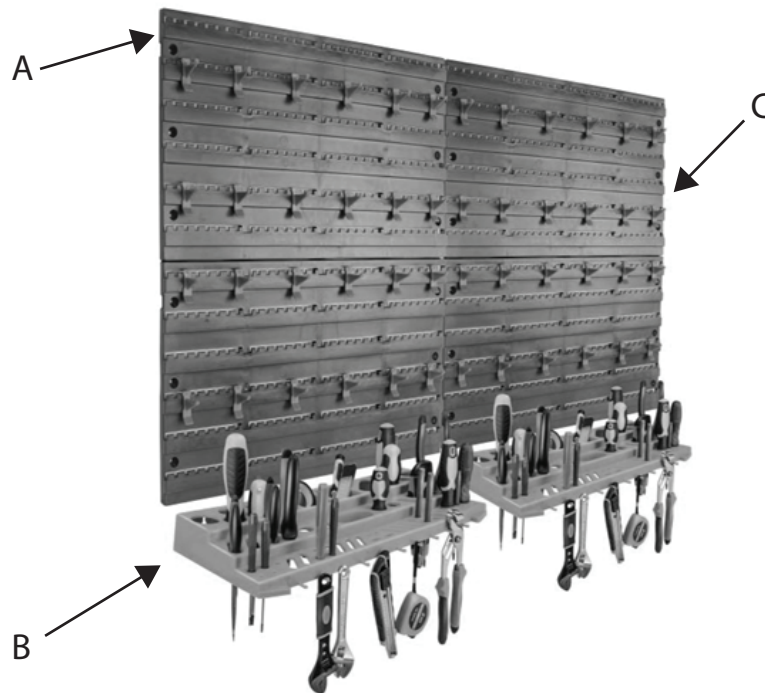
User Instructions - Please keep for future reference

ArtVer#1

Code	Parts	Quantity
A		4
B		2
C		48
D		24
E		24



Imported by:
 KCT Leisure
 Glebe Farm, Old London Road
 Copdock
 Ipswich, Suffolk
 IP8 3JN
 United Kingdom



IMPORTANT

Please wear the appropriate protective equipment during assembly as parts may have sharp edges.

Do not assemble if parts are missing or do not fit correctly.

Make sure the unit is fully assembled and sturdy once assembly is complete.