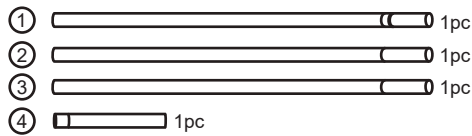


4 Tier Bathroom Corner Caddy

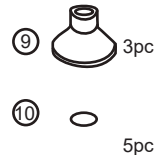
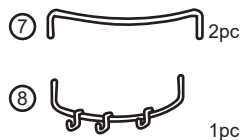
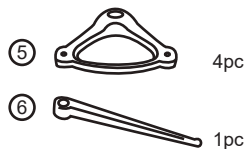
HBA101

Art V.2

KCT

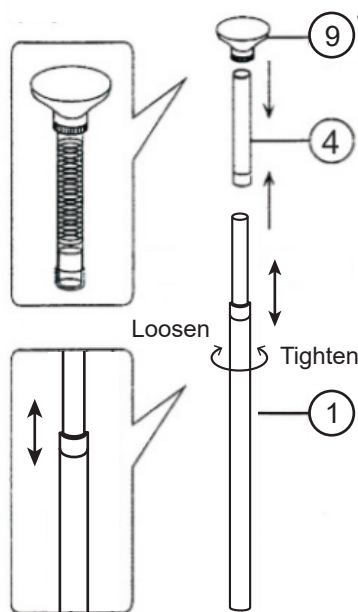


Please note: Parts 2 & 3 are for extra length when needed. They are not always essential for use.



Imported by:

KCT Leisure
Glebe Farm,
Old London Road,
Copdock, Ipswich,
Suffolk, IP83JN,
United Kingdom



Use part No. 1 as the middle pole which can be extended if needed via the twist to tighten mechanism. Please note - the pole must be extended from the side with the plastic collar, it can not be tightened if extended from the opposite end.

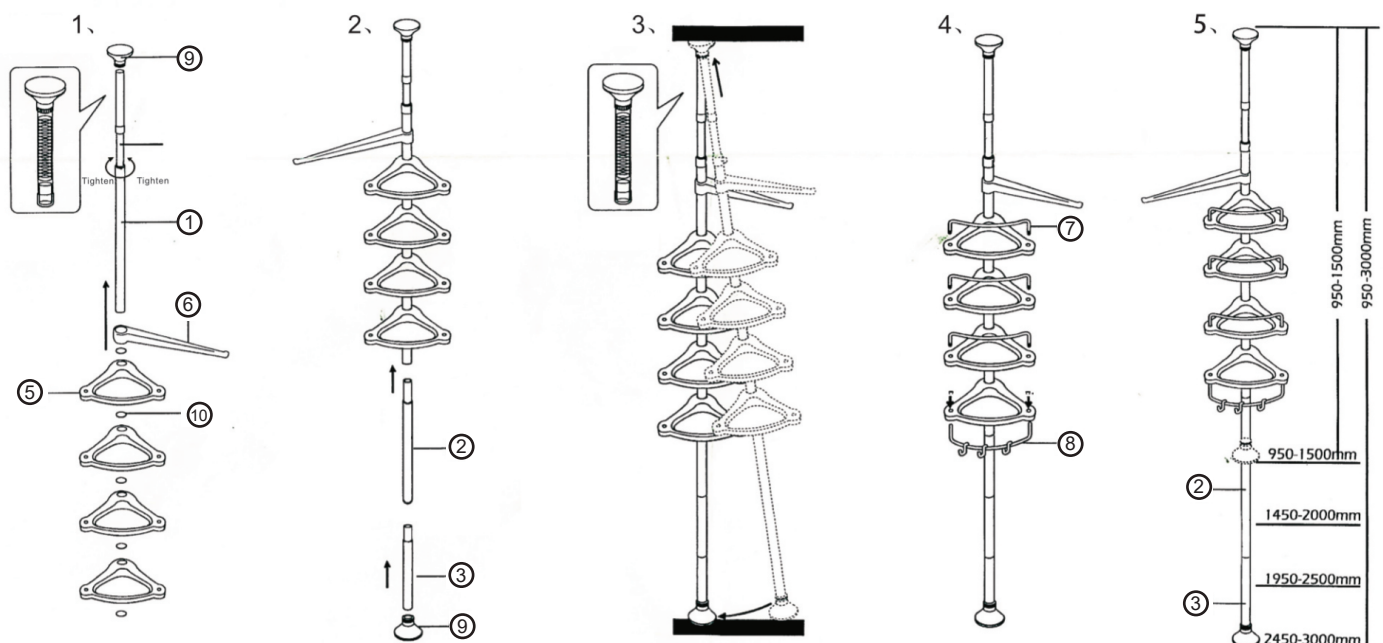
Part No. 4 is spring loaded so that part No. 9 (the foot) can be placed on securely.

Slide part No. 5 & 6 (shelves and hangers) onto part No. 1 (main pole) making sure to secure each accessory by placing part No. 10 (rubber stoppers) underneath before sliding the next accessory onto the pole.

Ensure part No. 10 is secured firmly underneath each shelf and hanger so that they cannot slide down the pole.

Proceed to attach the rest of the poles and feet onto the unit using part No. 2, 3, & 9.

Attach any part No. 7 & 8 (shelf racks/hangers) if needed.



Important

Please ensure unit is secured properly between your lower surface and ceiling using the extension pole and the plastic feet provided.

Need help? Contact us at - help@kctdirect.co.uk