

4 Tier Greenhouse

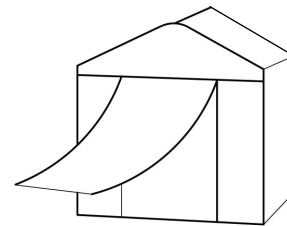
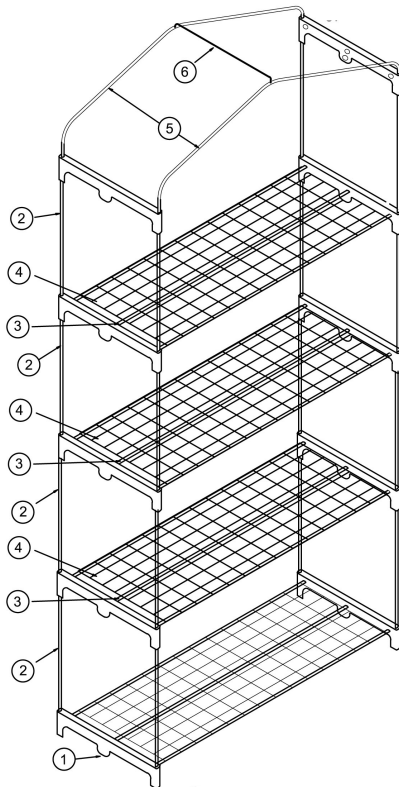
User Instructions - Please keep for future reference

ArtVer#1

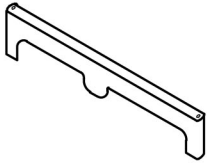





4 TIER GREENHOUSE 69 X 49 X 155 CM



Imported by:
KCT Leisure
Glebe Farm, Old London Road
Copdock
Ipswich, Suffolk
IP8 3JN
United Kingdom



1PC

①		10PCS	②		16PCS
③		12PCS	④		4PCS
⑤		2PCS	⑥		1PC

IMPORTANT

Please ensure the unit is fully secured. Disassembly is advised during high winds.

Ensure weight is distributed evenly across shelves to ensure the greenhouse does not become top heavy.