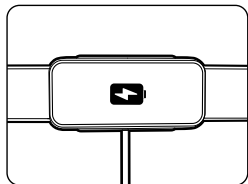


# QUICK START GUIDE

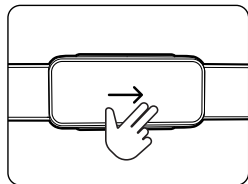
1



## CHARGE YOUR FANTOM


Wait for the welcome screen.

2



## FOLLOW THE ON-SCREEN TUTORIAL

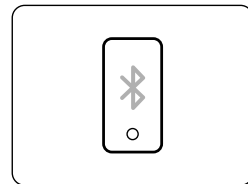
3



## DOWNLOAD FANTOM APP

Open and follow the instructions.

4



## ACTIVATE BLUETOOTH ON YOUR DEVICE

### MAINTENANCE

To clean, use a lint free cloth. Avoid the use of aerosol sprays, solvents or abrasives.

### MORE INFORMATION

For more help and tutorials, visit [getfantom.com/help](http://getfantom.com/help)

## REGULATORY COMPLIANCE INFORMATION

### FCC Compliance Statement

This device complies with part 15 of the FCC rules. Operation is subject to the following two conditions:

(1) This device may not cause harmful interference, and (2) this device must accept any interference received, including interference that may cause undesired operation.

See instructions if interference to radio or television reception is suspected.

### EU Compliance Statement

TRNPK Sweden AB hereby declares that this wireless product is in compliance with the essential requirements and other relevant provisions of the R&TTE Directive. A copy of the EU declaration of conformity can be found at [www.getfantom.com/compliance](http://www.getfantom.com/compliance)

### Battery

Fantom contains no user serviceable parts. Do not attempt to open or dismantle the device. Do not expose it to high temperatures or liquids as it may damage the battery causing harm or injury to you.

### Disposal and recycling information



This symbol indicates that this product and/or battery should not be disposed in household waste. When you decide to dispose of this product and/or battery, do so in accordance with local environmental laws and guidelines.