



# SVELTE DOOR QUICK ORDER FORM

COMPANY NAME _____	SUBURB/POSTCODE _____	SITE CONTACT PHONE _____
YOUR NAME _____	ORDER DATE _____	DELIVERY TIME _____
PROJECT NAME _____	DUE DATE _____	SPECIAL INSTRUCTIONS _____
DELIVERY ADDRESS _____	CUSTOMER ORDER # _____	_____
_____	SITE CONTACT NAME _____	_____

DOOR TYPE	DOOR FINISH	COLOUR	GLAZING	TOP RAIL SIZE <small>(refer to p.2)</small>	BOTTOM RAIL SIZE <small>(refer to p.2)</small>	LOCK BOX	LOCK BOX LENGTH (mm)	MIDRAIL	MIDRAIL POSITION (mm) <small>NO LOCK BOX (refer to p.2)</small>

DOOR REF #	SIZE				SLIDING DOOR MACHINING <small>(refer to p. 3)</small>	LOCKS & HANDLES						SEALS		ADDITIONAL MACHINING			
	FINISHED HEIGHT <small>(mm)</small>	FINISHED WIDTH <small>(mm)</small>	INACTIVE DOOR WIDTH <small>(mm) HINGE DOOR ONLY</small>	HANDING ACTIVE/INACTIVE <small>(refer to p. 2)</small>		HANDLE TYPE <small>(refer to p. 3)</small>	LOCK TYPE <small>(refer to p. 3)</small>	SUPPLY & FIT	HANDLE HEIGHT <small>(mm to centre of handle)</small>	MACHINE ONLY					BOTTOM SEAL <small>HINGE DOOR ONLY (refer to p. 3)</small>	MACHINE ONLY	SUPPLY & FIT
										FACEPLATE	HANDLE HOLES	CYL. HOLE (Outside)	TURN SNIB				

**SPECIAL INSTRUCTIONS**

All hardware must be ordered separately. If provided from a different supplier, please include manufacturer code and specifications for accurate machining.

---



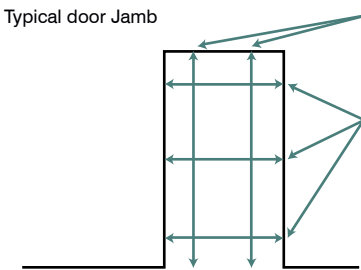
---


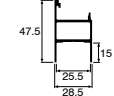
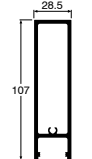
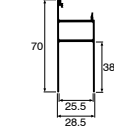


**Send completed form to:**

- VIC** orders@criterionindustries.com.au
- NSW** sales.nsw@criterionindustries.com.au
- WA** sales.wa@criterionindustries.com.au
- QLD** sales.qld@criterionindustries.com.au


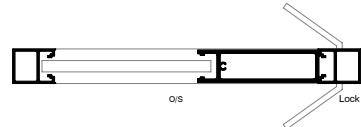

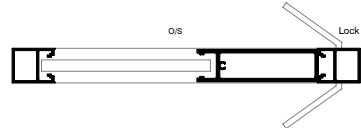
**VIC                      NSW                      WA                      QLD**

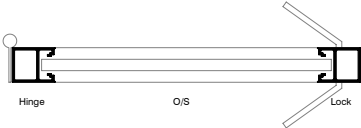
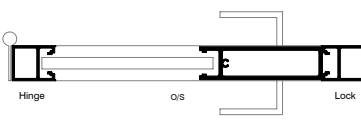

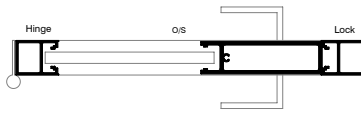
For information relating to delivery and returns [click here](#)





HINGE STANDARD MEASURING AND MANUFACTURING DETAILS	
<b>HINGE DOOR WIDTH</b>	Daylight Width - 9mm
<b>HINGE DOUBLE DOOR WIDTH</b>	Daylight Width - 13mm (4mm each side for hinges and 5mm gap between stiles)
<b>HINGE DOOR HEIGHT</b>	Daylight Height - 13mm off Finished Floor Level (3mm from the top and 12mm from base) - X (allowances for Floor Finishes)
<b>STANDARD HANDLE HEIGHT</b>	1000mm to centre of handle (unless otherwise specified under special Instructions)
<b>STANDARD MACHINING DETAILS</b>	Cylinder Hole is always machined to outside of door unless otherwise specified
<b>MIDRAIL POSITION</b>	No Lock Box - Measurement (mm) top of rail from bottom of door With Lock Box - Position of 2 midrails is determined by handle height
<b>METHOD OF MEASURING HINGE DOOR</b>	<p>Typical door Jamb</p>  <p>Measure Height on outside of Jamb</p> <p>Measure widths at 3 points and use smallest measurement (if door varies more than 4mm from top to bottom specify this under special instructions)</p> <p>Finished floor level</p>
<b>METHOD OF MEASURING SLIDING DOOR</b>	Refer to Sliding System Product Brochure on Website




STILE TYPES	RAIL TYPES
CI-S0628 Plain Stile 	CI-S0623 Narrow Rail 
CI-S817719 Slimline Lock Box 	CI-S0624 Wide Rail 
	CI-S0629 Midrail (Svelte Door) 
	CI-S0651 Sill Bead 

## SVELTE DOOR MANUFACTURING OPTIONS

SLIDING HANDING LEGEND	
PLAIN	LOCKBOX
SST01 	SSTL01 
SST02 	SSTL02 

HINGE HANDING LEGEND	
PLAIN	LOCKBOX
STB01 	STBL01 
STB02 	STBL02 

HINGE DOORS	89MM BACKSET MORTICE LOCK	SVELTE HANDLE	SLIMLINE ROLLER BOLT	STANDARD BOTTOM SEAL
				
<b>Kit code</b>	.89Mor	.300SH	.RolSlim	.StdSea
<b>Kit code description</b>	Prep for 89mm Hinged Mortice	Machine for Svelte handle	Prep for Slimline Roller Bolt	Prep for IS8010/RP8 Seal
<b>Kit components</b>	Machine for Lockwood Faceplate (114mm)	Machine centre of stile faces for Svelte handle	Machine for Slimline Roller Bolt	Machine for IS8010/RP8 seal to Base
	Machine 89mm Mortice Lock Cylinder Hole			
	Machine 89mm Mortice Lock Turnsrib Hole			
	Machine for Lever Holes			

SLIDING DOORS	SLIDING DOOR 89MM B/SET MORTICE LOCK	SVELTE HANDLE	ARCTIC - LOW CLEARANCE ROLLER
			
<b>Kit code</b>	.89/SLI	.300SH	.ArcLow
<b>Kit code description</b>	Prep for 89mm Sliding Mortice Lock	Machine for Svelte handle	Prep for Arctic Sliding System - Low Clearance / Low Clearance w/Soft Close
<b>Kit components</b>	Machine Faceplate	Machine centre of stile faces for Svelte handle	Machine and Infil Top of Door for CI-817026 Low Clearance Roller
	Machine Std Mortice Lock Cylinder Hole		Machine and Prep for 817100 Floor Mounted Roller Guide
	Machine Std Mortice Lock Turnsrib Hole		Machine and Prep for 817033 Arctic Wall Mounted Roller Guide with P-Elyne Insert
			Machine and Fill Base of Door with Timber to Suit 25 x 5mm T-Guide