

TRAINS NOTEBOOKING PAGES


**By
Amanda Bennett**


Trains – Notebooking Pages


On the following pages, you will find decorated pages that you can print and use in each child's Trains Journal. Your child can use the pages for their daily work, map drawing, project designs, and much more.

You will notice that some of the pages are lined and others are unlined. This has been done to provide you and your student with some flexibility in their notebooking work with Trains. For pages that they need to draw maps, diagrams, and other project pages, they can use the unlined pages. When they need pages for their writing and research work, they can use the lined pages. Please note that some of the lined pages are done in early elementary style with a dashed line between two solid lines, while other pages are single spaced for older students.

Using notebooks when working on a unit study can be very rewarding for the students, and fun to keep as a memento of their studies. Have fun, and enjoy the adventure!





[illegible]This image shows a full page of handwriting practice paper. It features ten identical sets of horizontal guidelines arranged vertically. Each set includes three lines: a solid top line, a dashed middle line, and a solid bottom line, providing a structured space for practicing letter formation and alignment. The paper is otherwise blank, with no text or other markings.