

BASEBALL

UNIT STUDY



By
Amanda Bennett

Unit Studies by Amanda Bennett, LLC

Unit Study Adventures (USA) End User License Agreement (“License”)

READ THIS END USER LICENSE AGREEMENT (“License”) CAREFULLY BEFORE PURCHASING, DOWNLOADING, OR INSTALLING ANY USA PRODUCTS. DOWNLOADING, INSTALLING, OR USING USA PRODUCTS CONSTITUTES AN AGREEMENT TO ABIDE AND BE BOUND BY EACH AND ALL OF THE TERMS OF THIS LICENSE.

This Unit Study Adventures product purchased by download, CD-ROM or online updates (“Original Product”), printed materials and on-line or electronic documentation relating to the Original Product (“Manuals”), and all copies, reproductions and derivative works relating to or created from the Original Product (individually and collectively, “USA Products”) are copyrighted and protected works belonging to AABennett Books, Inc. and published by Unit Studies by Amanda Bennett, LLC (individually and collectively, “Licensor”). All rights to the USA Products, other than the limited use rights granted in this Agreement, are specifically reserved and held to and by Licensor.

Use of USA Products is governed by the terms of this End User License Agreement (“License”) and any related USA Multi-User License Agreements (“Site Licenses”) or private agreements in writing between Licensor and third parties. USA Products are sold and distributed for use by authorized end users (“Permitted Users”) according to the terms of the License only. Any person accessing or using USA Products is a “User” bound by this License. Non-permitted uses by Users who are not also Permitted Users constitutes an actionable breach and violation of this License. Unauthorized use, reproduction, copying, sharing, sale, transfer or distribution of USA Products is prohibited.

1. Limited Use License. All use of USA Products is subject to this License, relevant terms of use, and any applicable Site Licenses (collectively, “Other Applicable Agreements”), the terms of which are hereby incorporated into this License by reference as if fully set forth herein. USA Products may be used by Permitted Users only. A “Permitted User” is (a) an individual who has purchased one or more USA Products, (b) an individual who receives one or more unopened, properly purchased USA Products as a gift, (c) individuals who receive licensed copies of USA Products pursuant to a valid Site License, or (d) immediate family members of individuals mentioned in (a), (b) or (c) who also share a residence with such individual. Licensor hereby grants each Permitted User a limited, non-exclusive license to download, save, install and utilize one (1) copy of the purchased USA Products for personal use by the Permitted User and members of the Permitted User’s immediate family only. USA Products may be installed on one (1) or more computers or electronic devices belonging to or under the personal control of the Permitted User, provided that the relevant USA Product is used on no more than one (1) computer or electronic device at any given time. Notwithstanding anything in this Agreement to the contrary, a USA Product may be installed and/or used on more than one (1) computer or electronic device simultaneously only if all simultaneous users are siblings and the minor children of a Permitted User who are using the USA Product for simultaneous private homeschooling study or review. Downloading, installation and/or use of USA Products constitutes the user’s acceptance of and consent to be bound by this License, all Other Applicable Agreements and applicable law.

2. No Duplication or Resale. Users may make one (1) copy of each USA Product purchased for archival purposes only (“Archival Copy”). Aside from the Archival Copy, Users may not duplicate, copy, photocopy, reproduce, modify, translate, disassemble, distribute, derive or edit source code, or create derivative works based on USA Products, and may not remove any copyright or other notices placed on or in USA Products. Users may not install USA Products on additional computers or electronic devices or make copies of USA Products for purposes of sharing them with additional users other than (a) members of a Permitted User’s immediate family who share a residence with the Permitted User, or (b) as permitted by the express terms of a Site License or Other Applicable Agreement between the copier and Licensor. Permitted Users subject to Other Agreements which permit production of additional copies of USA Products may make and/or distribute only the limited number of copies permitted by those Other Applicable Agreements. Failure to comply with the terms of this paragraph constitutes a material breach of this License resulting in immediate, automatic termination of the License, and may subject breaching individuals and entities to civil and/or criminal liability.

3. No Sharing, Transfer or Resale. This License and USA Products purchased in connection therewith are personal to the original Permitted User(s) and may not be copied, shared or transferred to third parties except as expressly permitted by this License and Other Applicable Agreements, if any. Users may not sell, rent, lease, license, loan, or transfer the USA Products, copies of the USA Products or use of the USA Products to any other person or entity except as expressly permitted by this License or Other Applicable Agreements, if any. Users may not use or exploit part or all of any USA Product for any commercial purpose or in any group educational setting outside the Permitted User’s home or individual homeschool without the advance written consent of Licensor. Users are prohibited from selling or reselling USA Products, including without limitation “used,” partially used or previously owned USA Products. **Resale of USA Products without the advance written consent of Licensor constitutes a material breach of this License.**

4. Termination. This License is effective until terminated. Users may terminate the License at any time by (a) destroying or erasing all hard copies of USA Products and (b) removing all USA Products from the User’s computer(s), electronic devices and backup drive(s), provided that subsequent purchase, repurchase, installation, reinstallation, and/or use of USA Products constitutes the User’s renewed agreement to be bound and abide by this License. Licensor reserves the sole discretion to terminate this License with respect to any User(s) who fail to comply with the terms and conditions of this License and Other Applicable Agreements (“Breaching Users”). Breaching Users must destroy their copies of USA Products and remove USA Products from their computer(s), electronic devices and backup drive(s) immediately upon receipt of notice that Licensor has terminated their License to use the USA Products.

5. Ownership of USA Products. All ownership rights and title to USA Products, including without limitation copyright, trademark and other intellectual property rights, are the sole property of AABennett Books, Inc. and subject to publishing contracts with Unit Studies by Amanda Bennett, LLC. USA Products are protected by the laws of the United States, international laws, treaties and conventions, and other applicable laws. All rights are reserved. USA Products may also contain licensed or protected materials belonging to third parties and used by Licensor with permission from third-party owners (“Third-Party Content”). In the event of any violation of this License or applicable law, the owners of Third-Party Content may enforce their rights separately from or in connection with Licensor.

6. Limited Warranty and Disclaimer of Warranties. Except for the limited warranty contained below, Licensor expressly disclaims any and all warranties on USA Products to the maximum extent permitted by applicable law. USA PRODUCTS ARE PROVIDED "AS IS" WITHOUT ANY WARRANTY OF ANY KIND, EXPRESS OR IMPLIED, INCLUDING WITHOUT LIMITATION IMPLIED WARRANTIES OF CONDITION, DEFECT, USE, MERCHANTABILITY AND FITNESS FOR A PARTICULAR PURPOSE. User accepts all risk associated with or arising out of downloading, installation, use and performance USA Products, provided that Licensor warrants that the USA Products shall be free from material defects in material and workmanship at the time of purchase ("Covered Defects"). In the event a Permitted User provides Licensor with notice of a verifiable Covered Defect, Licensor will either (a) correct the Covered Defect, (b) provide the Permitted User with a replacement product or similar product of equal or lesser value, or (c) refund the Permitted User's purchase price, at Licensor's sole option and discretion. Licensor will not correct or warrant any defect, including without limitation Covered Defects, reported by persons or entities who cannot verify their identity as Permitted Users. THE FOREGOING REPRESENTS THE SOLE, EXCLUSIVE REMEDY FOR THE LIMITED WARRANTY SET FORTH IN THIS PARAGRAPH. EXCLUSIONS, LIMITATIONS AND DISCLAIMERS CONTAINED IN THIS PARAGRAPH DO NOT APPLY TO THE EXTENT PROHIBITED BY APPLICABLE LAW. INDIVIDUALS' RIGHTS MAY VARY BY JURISDICTION.

7. Limitation of Liability. LICENSOR DISCLAIMS ANY AND ALL RESPONSIBILITY AND LIABILITY FOR THE ACCURACY, INACCURACY, LEGALITY, RELIABILITY, OPERABILITY, FUNCTIONALITY, AVAILABILITY AND CONTENT OF USA PRODUCTS. LICENSOR DISCLAIMS ANY AND ALL RESPONSIBILITY AND LIABILITY FOR DAMAGES CAUSED BY, ARISING OUT OF, RESULTING FROM, OR RELATING TO USA PRODUCTS OR ANY PERSON DISPLAYING, UPLOADING, DOWNLOADING, INSTALLING, ACCESSING OR USING USA PRODUCTS. LICENSOR DISCLAIMS ANY AND ALL RESPONSIBILITY AND LIABILITY FOR ERRORS, OMISSIONS, SUSPENSION, DELETION, MISDELIVERY OR UNAVAILABILITY OF COMPUTER HARDWARE, SOFTWARE AND OTHER PERSONAL PROPERTY BELONGING TO ANY PERSON OR ENTITY. LICENSOR WILL NOT BE RESPONSIBLE OR LIABLE FOR ANY DAMAGES, INCLUDING WITHOUT LIMITATION ACTUAL, DIRECT, INDIRECT, INCIDENTAL, SPECIAL AND CONSEQUENTIAL DAMAGES, CAUSED BY, RESULTING FROM OR ARISING OUT OF (A) USE, MISUSE OR LACK OF USE OF USA PRODUCTS, (B) MATERIAL, INFORMATION, ADVICE, GOODS OR SERVICES LEARNED, PURCHASED OR OBTAINED THROUGH OR AS A RESULT OF USA PRODUCTS, OR (C) ANY OTHER CAUSE, EFFECT, ACTION, CONSEQUENCE OR DAMAGE NOT DIRECTLY CAUSED BY OR RESULTING FROM THE WILLFUL MISCONDUCT OF LICENSOR. EXCLUSIONS AND DISCLAIMERS CONTAINED IN THIS LIMITATION OF LIABILITY DO NOT APPLY TO THE EXTENT PROHIBITED BY APPLICABLE LAW. THE RIGHTS OF USERS MAY VARY BY JURISDICTION.

8. Export Controls. USA Products may not be exported or downloaded to or into any country or territory (a) to which the United States has embargoed goods or (b) where USA Products are prohibited by applicable laws. Purchasing, downloading and installing USA Products constitutes the User's agreement to the terms of this paragraph, as well as a representation and warranty that the User is not located in, under the control of or a resident of any such country or territory.

9. Equitable Remedies. All Users hereby agree that Licensor would be irreparably damaged if the terms of this License Agreement were not specifically enforced, and further agree that Licensor shall be entitled to file for, request and obtain any and all available legal and/or equitable remedies to prevent, enforce and redress breaches of this License without bond, security, or proof of damages, even if similar damages would not be available to the opposing party. In the event litigation is brought in connection with this License Agreement, the prevailing party shall be entitled to recover from the other party all the costs, attorneys' fees and other expenses incurred by such prevailing party in the litigation. A party need not recover an award of money damages to be considered a "prevailing party" for purposes of this paragraph.

10. Modifications. Licensor reserves the sole, discretionary right to update, modify or change this License and Other Applicable Agreements at any time, with or without cause or advance notice. Updates, changes, modifications, additions, supplements and deletions to and from the terms and conditions of this License and Other Applicable Agreements are effective upon implementation. Downloading, installing and using USA Products following changes to the License or Other Applicable Agreements constitutes the User's acceptance of any and all such changes.

11. General Terms. This License, together with any Other Applicable Agreements, represents the only, final, complete and exclusive understanding between User(s) and Licensor and supersedes any prior or contemporaneous oral or written agreements. In the event of any conflict or disagreement between this License and Other Applicable Agreements, the terms of this License will control. User and Licensor have no relationships, agreements, and User has no rights relating to USA Products, except as expressly stated in this License. This License may only be modified by a written instrument approved in writing or executed by an authorized representative of Licensor which specifically states that it modifies this License. This License was written in and will be construed and enforced in accordance with the laws of the State of Texas. User agrees to submit to the personal jurisdiction of the Federal or state courts located in Texas for purposes of any legal action commenced under or arising out of this License, Other Applicable Agreements or applicable laws, as well as actions arising out of or relating to any USA Products. Nothing in this License will be interpreted to require the commission of an illegal act or a violation of applicable law. If any conflict arises between this License and applicable law the law will prevail, the relevant provisions of the License will be deleted, modified or limited to the extent necessary to comply with law and all other provisions of the License will remain in full force and effect. Notices must be made in writing. Licensor may provide valid, effective notice to Users by posting or broadcasting notices on Licensor's website or related websites owned and operated by either or both Licensors. Notices posted on websites are deemed given when posted. Failure to enforce any provision of this License does not and will not constitute a waiver of the right to enforce the same or any other provision against the same or any other User or third party in any subsequent situation. Any provisions which are reasonably required in order to fully enforce this License will survive its termination. All rights reserved.

12. Acceptance by User. Each User understands and agrees to each and every one of the terms of this License and Other Applicable Agreements as if the User had signed a written document containing the same.

Find Other Books by Amanda Bennett at:
www.UnitStudy.com

Copyright 2011 by Amanda Bennett

Published by Unit Studies by Amanda Bennett, LLC, P.O. Box 505, Dunlap, TN 37327

All Rights Reserved

No part of this book may be reproduced or used in any form without written permission from the publisher. **The original purchaser is hereby granted permission to print the pages for use with the original purchaser's children.**

This published work may contain facts, views, opinions, statements, recommendations, hyperlinks, references, websites, advertisements and other content and links or references to external sources (collectively, "Content") not owned or controlled by AMANDA BENNETT, AABENNETT BOOKS, INC., OR UNIT STUDIES BY AMANDA BENNETT, LLC (individually and collectively, "Owner and Publisher") This Content does not necessarily reflect the views, opinions or recommendations of Owner and Publisher, and any reliance upon such Content is taken at the user's sole risk. Owner and Publisher, along with the individual contributors, have made reasonable efforts to include accurate, current, "family-friendly" Content, but Owner and Publisher make no warranties or representations as to the accuracy, safety or value of Content contained, published, displayed, uploaded, downloaded or distributed through or as part of this publication and assumes no liability or responsibility for the content of linked or referenced sources or for errors or omissions in Content. Users are advised that online content, and the user's experience, may change during use or over time, and are strongly advised to use discernment and wisdom when considering advice and recommendations made in this or any other published work. Owner and Publisher accept no responsibility for the actions of third parties or for Content provided, uploaded, linked or posted by third parties.

*This book is dedicated to our homegrown sluggers –
Today's joy and tomorrow's promise!*

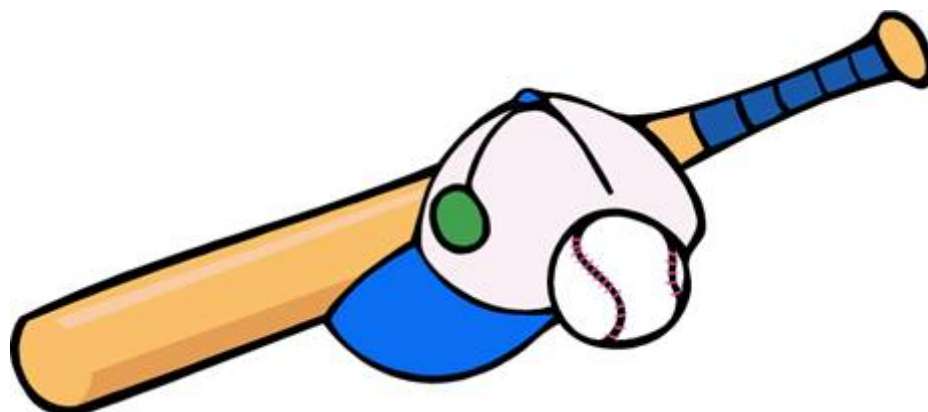


Table of Contents

Unit Studies – The Easy Way	7
Getting Started	9
Introduction to Baseball	11
Amanda’s Tips on Search Engines	12
Favorite Baseball Books	13
Family Project Ideas	18
Baseball – Week One	21
Learning Plans, Day 1 - Day 4	
Weekly Windup	
Additional Internet Sites	
Baseball – Week Two	41
Learning Plans, Day 1 – Day 4	
Weekly Windup	
Additional Internet Sites	
Baseball – Week Three	60
Learning Plans, Day 1 – Day 4	
Weekly Windup	
Additional Internet Sites	
Baseball – Week Four	81
Learning Plans, Day 1 – Day 4	
Weekly Windup	
Additional Internet Sites	
Appendix	99
Baseball Quotes	
Sample Quizzes	
Answers to Sample Quizzes	
Baseball Notebook Pages	111

Introduction

Baseball! Just hearing the word can bring visions of exciting plays, great players, hot dogs, soda pop and peanuts in the stands, and a great afternoon of fun. Many Americans get to play softball or baseball during their childhood as a neighborhood sport or as a member of an organized children's league.

Frequently, parents were not involved in the game as children and were unaware of the details or the history of the sport – and that includes the parents here at our house! Our children began to play on Little League teams and really got involved in baseball and softball, while my husband and I had no idea of the rules, the history, or the strategy behind the game. In the meantime, this sport REALLY got their attention and they wanted to learn more about it in a unit study. As a result, we began an adventure that has been so much fun and very enlightening for ALL of our family.

This unit study has been developed to provide a close look at baseball as a sport, using a cross-curriculum approach. Geography, history, science, research, and reading are included in this unique study. Some of the topics included in the study are:

- ❖ History of baseball in America
- ❖ Rules and plays of baseball
- ❖ Players and legends
- ❖ Science and math in baseball

Enjoy the story of baseball and all that it holds in the way of a learning adventure! What better way to learn about forces and momentum than when studying why a curve ball curves, or learning about vibration by finding the sweet spot of a bat? Why is it important to warm up before playing a baseball game? Spend some time learning about reflexes and reaction time, as well as the roles that they play in sports.

Use your imagination and spend some time off the bleachers – get into some great books and spend some time out in the grass playing catch with your students to get some “hands-on learning” and make some great memories.

Batter up!

FAMILY PROJECT IDEAS

Ideas for Making the Study Fun and Memorable!

While working on this unit, consider including a FEW of the following ideas in your study to add some sparkle AND reinforce the learning while having some fun. I have included quite a list here so that you have some choice in the projects -- NOT so that you will do them all! Please use just a few of these, or use some of those from the Internet Links listed throughout the guide, or use some of your own project ideas -- learning should be enjoyable for both the teacher and the student!

1. If possible, hang a map of the United States on the wall, placing some kind of marker at each team's home location. The marker can even be a small piece of a Post-It paper! Try to help them learn the cities and states as their favorite team "moves" around the map to play the season's games. Great for US geography knowledge!
2. A favorite project for baseball is creating a baseball tablecloth! Using an inexpensive twin-size flat sheet, have the children decorate the tablecloth with their spelling words, baseball park drawings, team statistics, favorite player biographies, and more. Make SURE that you keep a piece of plastic or newspaper between the sheet and the table, so that the indelible markers and fabric paints don't bleed through onto the tabletop! As this masterpiece is created during the study, enjoy the ideas and make sure that everyone signs the work of art and dates their signature. They can trace their hands on the cloth, and include their own baseball team statistics, too. Have fun creating a lifetime treasure!
3. Our family has always enjoyed traditions, both old and new. Consider setting aside one evening a week to watch a game together with popcorn or Cracker Jacks, and plenty of pillows. The children will look forward to these evenings together, and everyone can have a turn choosing the snacks for the weekly game.
4. If one of your children is on a baseball or softball team, think about ways to emphasize their progress as the season goes forward. You don't necessarily need to emphasize their sports statistics — it is important to emphasize how they've grown, both physically and emotionally! Their improvement in sportsmanship and teamwork is very important, as well as listening to the coach and playing for fun instead of victory alone.
5. Consider taking a field trip to a local baseball park during a time when the field is not in use. Take along a picnic lunch and a long measuring tape, and let the students measure the distances between the bases and from the pitcher's mound to home plate. Have them run from home to first base, as if

they had hit the ball, and let them time each other as they sprint to first base. Use the opportunity to have a fun picnic AND get in some relaxed practice.

6. Have the students create some team pennants from poster board and put them up on the walls of the den. They can either make some for their own team or make some for their favorite professional or farm team.
7. One of the things that we've done in the past was to have the children write letters to the baseball teams, asking for information about the team. In return, the teams have mailed them all kinds of fun information, bumper stickers, baseball cards, and photos. The addresses of the teams can be found at the Internet Link [MLB Team List](#).
8. Attend a local baseball or softball game, whether the team is made up of youngsters or a minor league team. Have your students keep score using standard score sheets. They should track each play of the game, as well as other important statistics. This provides a great experience in math application to real life!
9. Another fun discovery that we made was the concept of building some of the ballparks from building blocks that interlock, Lego® blocks, for example. The students can find a picture or drawing and then figure out how to build it and display their work. This is a great project for them to work on during family read-aloud times.
10. Use the sports section of your newspaper — have the children clip photos and statistics about their favorite team and players. They can glue these into their Baseball Journals, or create a wall display on a piece of poster board.
11. If your students are interested in baseball cards, perhaps you can take them to a baseball card shop. What an amazing place! I'll never forget the first time that I went into one of these with our children — wow! I couldn't believe ALL of the cards, and some of the prices were astounding. However, some were very reasonably priced — you can find a Mark McGwire card for around \$2.00. The kids will be able to look around and learn more about collecting, as well as learning about some of their favorite players.
12. From time to time, there may be autographing parties by baseball players at the local mall or sporting goods store. Watch for these and take your students to see the players and get their autographs. Have them think of one question that they would like to ask a baseball player at the signing, too. What a thrill to be able to ask "their" questions and have them answered by a "real" baseball player!
13. Have the older children create a wall chart that shows the games of the seasons, team standings, schedule, etc. — including any information for the

season that your students are interested in tracking. This way, they can update the chart on a daily basis and enjoy watching the season develop.

Please remember -- these ideas are just that, ideas and not requirements. You don't need to use them all, just pick and choose the ones that sound interesting to YOUR family. You will be surprised to see just how many new ideas will surface during the adventure!



Week One

Baseball: Week One – Day 1

LOWER LEVEL

Today's Quote

Copy today's quote into your **Baseball Journal**:

"Never let the fear of striking out get in your way."

Babe Ruth

Words of Wisdom (WOW Words)

Look up the following words in the dictionary and write the words and their definitions in your **Baseball Journal**. **Website suggestions:** [Baseball and Physics Online Dictionary](#), [Word Central](#), and [Webster's 1828 Dictionary](#)

base

ball

baseball

Interesting Baseball Legends

In this section, we are going to be investigating some of the legends of baseball. Using the Internet Links given below or one of your favorite baseball books, investigate **Babe Ruth**. Record your answers in your Baseball Journal. **Website suggestions:** [Babe Ruth](#) and [American Presidents Timeline](#)

1. What is his full name?
2. When was he born, and who was the President of the United States when he was born? (Use the [American Presidents Timeline](#) link)
3. Did he have a nickname when he played baseball?
4. What teams did he play for during his baseball career?
5. What position did he play, and can you find his career batting average?

Read and Discover

Using an encyclopedia, book, or Internet site, read the following questions and find the answers. Write your answers in your Journal.

1. Today, we are going to investigate the **Arizona Diamondbacks**. Using encyclopedias, books, or the following websites, find the answers to these questions:
 - a. Where are they located, and what is the name of their home ballpark?
 - b. How far are they from your hometown? Use a US map to locate their home city, then estimate how far this is from your hometown.
 - c. What is their team record as of today? **Website suggestions:** [Arizona Diamondbacks -- Scores, Stats and More](#), [Arizona Diamondbacks](#), and [MLB Team List Information](#)
2. Draw a sketch of a baseball diamond and label the different parts of the playing field. **Website suggestion:** [Learning the Basics with the MLB](#)

Baseball: Week One – Day 1

UPPER LEVEL

Today's Quote

Copy today's quote into your **Baseball Journal**:

"Never let the fear of striking out get in your way."

Babe Ruth

Words of Wisdom (WOW Words)

Look up the following words in the dictionary and write the words and their definitions in your Baseball Journal. **Website suggestions:** [Baseball and Physics Online Dictionary](#), [Webster's 1828 Dictionary](#), and [Dictionary.com](#)

baseball

bunt

at bat

Interesting People and Places

In this section, we are going to be investigating some of the legends of baseball. Using the Internet Links given below or one of your favorite baseball books, investigate **Babe Ruth**. Record your answers in your Baseball Journal. **Website suggestions:** [Babe Ruth](#) and [American Presidents Timeline](#)

1. What is his full name?
2. When was he born, and who was the President of the United States when he was born? (Use the [American Presidents Timeline](#) Link)
3. Did he have a nickname when he played baseball?
4. What teams did he play for during his baseball career?
5. What position did he play, and can you find his career batting average?

Read and Discover

Using library books, encyclopedias, or Internet sites, find the answer to these questions and record your answers in your Journal, along with the source of your information (book, encyclopedia, website, etc.)

1. Today, we are going to investigate the **Arizona Diamondbacks**. Using encyclopedias, books, or the following websites, find the answers to these questions:
 - a. Where are they located?
 - b. What is the name of their home ballpark?
 - c. What is the name of one of their farm teams?
 - d. Use a US map to find their ballpark's town. How far is this town from your town? (Use the [MapQuest](#) site to find distances.)
 - e. When is their next game, and who do they play?
 - f. What is their record as of today?






Website suggestions: [Arizona Diamondbacks -- Scores, Stats and More](#), [Arizona Diamondbacks](#), [MLB Team List Information](#), and [MapQuest Directions & Distance Calculator](#)

2. Draw a sketch of a baseball diamond and label the different parts of the playing field. **Website suggestion:** [Learning the Basics with the MLB](#)
3. Describe the objectives of the game of baseball. **Website suggestion:** [Objectives of the Game](#)




EXPLORE THE WORLD

with Amanda Bennett



PASSPORT GEOGRAPHY: One-Week Unit Studies, Grades K - 12



Download N Go: One-Week Unit Studies, Grades K - 4



Unit Study Adventures: Four-Week Unit Studies, Grades K - 12



Unit Study.com
Your Passport to Learning Adventures!

"Like"
Us!

