

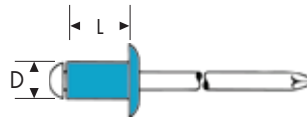
BLIND RIVETS **A2 STAINLESS STEEL**



Standard Dome head

Stainless steel A2
– Nr. 1.4567

Stainless steel A2



| D | D x L mm | mm | No. | |
|----------------------------------|-----------------|-------------|-----------------|-------|
| 3 3.1 mm | 3 x 6 | 1.0 - 3.0 | 143 3621 | A 500 |
| | 3 x 8 | 3.0 - 5.0 | 143 3622 | " |
| | 3 x 10 | 5.0 - 6.5 | 145 5157 | " |
| | 3 x 12 | 6.5 - 8.5 | 145 5158 | " |
| | 3 x 14 | 8.5 - 10.5 | 145 5159 | " |
| | 3 x 16 | 10.5 - 12.5 | 145 5160 | " |
| 3.2 3.3 mm | 3.2 x 6 | 1.0 - 3.0 | 143 3623 | A 500 |
| | 3.2 x 8 | 3.0 - 5.0 | 143 3624 | " |
| | 3.2 x 10 | 5.0 - 6.5 | 143 3625 | " |
| | 3.2 x 12 | 6.5 - 8.5 | 143 3626 | " |
| | 3.2 x 16 | 8.5 - 12.5 | 145 5161 | " |
| 4 4.1 mm CE | 4 x 6 | 1.0 - 2.5 | 143 3627 | A 500 |
| | 4 x 8 | 2.5 - 4.5 | 143 3628 | " |
| | 4 x 10 | 4.5 - 6.5 | 143 3629 | B 500 |
| | 4 x 12 | 6.5 - 8.5 | 143 3630 | " |
| | 4 x 14 | 8.5 - 10.5 | 143 3633 | " |
| | 4 x 16 | 10.5 - 12.0 | 143 3631 | " |
| | 4 x 20 | 12.0 - 16.0 | 143 3632 | " |
| | 4 x 25 | 16.0 - 21.0 | 145 5163 | " |

| D | D x L mm | mm | No. | |
|------------------------------------|------------------------|--------------|-----------------|-----------------|
| 4.8 4.9 mm CE | 4.8 x 6 | 1.5 - 3.0 | 145 5164 | B 500 |
| | 4.8 x 8 | 2.0 - 4.0 | 143 3634 | " |
| | 4.8 x 10 | 4.0 - 6.0 | 143 3635 | " |
| | 4.8 x 12 | 6.0 - 8.0 | 143 3636 | " |
| | 4.8 x 14 | 8.0 - 9.5 | 145 5165 | " |
| | 4.8 x 16 | 9.5 - 11.0 | 143 3637 | " |
| | 4.8 x 20 | 11.0 - 15.0 | 143 3638 | B 250 |
| | 4.8 x 25 | 15.0 - 20.0 | 145 5166 | B 250 |
| | 4.8 x 30 | 20.0 - 25.0 | 143 3639 | A 100 |
| | 5 5.1 mm | 5 x 8 | 2.0 - 4.0 | 145 5168 |
| 5 x 10 | | 4.0 - 6.0 | 145 5169 | " |
| 5 x 12 | | 6.0 - 8.0 | 145 5170 | " |
| 5 x 14 | | 8.0 - 9.5 | 145 5171 | " |
| 5 x 16 | | 9.5 - 11.0 | 145 5172 | " |
| 5 x 20 | | 11.0 - 15.0 | 143 3646 | B 250 |
| 5 x 25 | | 15.0 - 20.0 | 143 3647 | " |
| 5 x 30 | | 20.0 - 25.0 | 143 3648 | A 100 |
| 5 x 35 | | 25.0 - 30.0 | 145 5173 | " |
| 5 x 40 | | 30.0 - 34.0 | 143 3649 | " |

Material surcharge will be added at a daily rate.

Countersunk (120°)

Stainless steel A2
– Nr. 1.4567

Stainless steel A2



| D | D x L mm | mm | No. | |
|--------------------------|-----------------|-----------|-----------------|-------|
| 3 3.1 mm | 3 x 6 | 1.5 - 3.0 | 145 5174 | A 500 |
| | 3 x 8 | 3.0 - 5.0 | 143 3650 | " |
| | 3 x 10 | 5.0 - 6.5 | 145 5175 | " |
| 3.2 3.3 mm | 3.2 x 6 | 1.5 - 3.0 | 145 5177 | A 500 |
| | 3.2 x 8 | 3.0 - 5.0 | 145 5178 | " |
| | 3.2 x 10 | 5.0 - 6.5 | 145 5179 | " |

| D | D x L mm | mm | No. | |
|--------------------------|-----------------|-----------|-----------------|-------|
| 4 4.1 mm | 4 x 8 | 1.5 - 4.5 | 145 5181 | A 500 |
| | 4 x 10 | 4.5 - 6.5 | 143 3651 | B 500 |
| | 4 x 12 | 6.5 - 8.5 | 143 3652 | " |
| 4.8 4.9 mm | 4.8 x 10 | 4.0 - 6.0 | 145 5183 | " |
| | 4.8 x 12 | 6.0 - 8.0 | 145 5184 | " |
| 5 5.1 mm | 5 x 8 | 2.0 - 4.0 | 145 5185 | B 500 |
| | 5 x 10 | 4.0 - 6.0 | 145 5186 | " |
| | 5 x 12 | 6.5 - 8.5 | 143 3653 | " |




The information on shear and tensile strength, rivet pin diameters and the maximum setting head diameters can be found on **page 30**.

Material surcharge will be added at a daily rate.

BLIND RIVETS **A2 STAINLESS STEEL**






Large flange

 Stainless steel A2
— Nr. 1.4567



 Stainless steel A2



| D | D x L mm |  mm | No. |  |
|--|-----------------|---|-----------------|---|
| 4.8 - K 15  4.9 mm CE | 4.8 x 14 | 8.0 - 9.5 | 143 3640 | B 250 |
| | 4.8 x 16 | 9.5 - 11.0 | 143 3641 | " |
| | 4.8 x 20 | 11.0 - 15.0 | 143 3642 | " |
| | 4.8 x 25 | 15.0 - 20.0 | 143 3643 | B 200 |
| | 4.8 x 30 | 20.0 - 25.0 | 143 3644 | B 100 |

Material surcharge will be added at a daily rate.

SHEAR AND TENSILE STRENGTH A2 STAINLESS STEEL Standard, countersunk and large flange

| D mm | N  | N  | d _m mm | max. d _k mm |
|-------------------------------|---|---|----------------------|---------------------------|
| STANDARD / COUNTERSUNK | | | | |
| 3 | 1,600 | 2,000 | 2.0 | 6.5 |
| 3.2 | 1,900 | 2,500 | 2.0 | 6.5 |
| 4 | 2,700 | 3,600 | 2.6 | 8.0 |
| 4 x 20 - 25 ■ | 3,800 | 4,500 | 2.6 | 8.0 |
| 4.8 | 4,000 | 5,000 | 3.2 | 9.5 |
| 5 | 4,700 | 5,900 | 3.2 | 9.5 |
| 5 x 40 ■ | 5,900 | 7,200 | 3.2 | 9.5 |
| LARGE FLANGE | | | | |
| 4.8 | 4,000 | 5,000 | 3.2 | 15.0 |

■ Hollow rivet stainless steel A2 tube, material no. 1.4301 Test procedure according to DIN EN ISO 14589