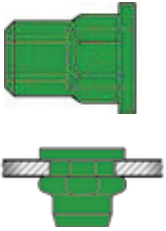








# BLIND RIVET NUTS STAINLESS STEEL A4 HALF HEXAGONAL




Material: Stainless steel A4 1.4578







## Standard Dome head



| D  | D x L<br>mm      | <br>mm | No.             |  |
|--|------------------|---|-----------------|---|
| <b>M 4</b><br> SW6 + 0.1  | <b>6 x 11.0</b>  | 0.5 - 2.0   | <b>145 5469</b> | A 500   |
| <b>M 5</b><br> SW7 + 0.1  | <b>7 x 12.0</b>  | 0.5 - 3.0   | <b>144 6456</b> | "   |
| <b>M 6</b><br> SW9 + 0.1  | <b>9 x 15.5</b>  | 0.5 - 3.0   | <b>145 5466</b> | A 250   |
| <b>M 8</b><br> SW11 + 0.1 | <b>11 x 17.0</b> | 0.5 - 3.0   | <b>145 5482</b> | A 100   |

## Small head



| D  | D x L<br>mm      | <br>mm | No.             |  |
|--|------------------|---|-----------------|---|
| <b>M 4</b><br> SW6 + 0.1  | <b>6 x 11.0</b>  | 0.5 - 2.0   | <b>145 5470</b> | A 500   |
| <b>M 5</b><br> SW7 + 0.1  | <b>7 x 12.0</b>  | 0.5 - 3.0   | <b>145 5477</b> | "   |
| <b>M 6</b><br> SW9 + 0.1  | <b>9 x 15.5</b>  | 0.5 - 3.0   | <b>145 5467</b> | A 250   |
| <b>M 8</b><br> SW11 + 0.1 | <b>11 x 17.0</b> | 0.5 - 3.0   | <b>145 5483</b> | A 100   |

Material surcharge will be added at a daily rate



**182**

The maximum tightening torque and the threaded breaking force and shear strengths for all blind rivet nuts can be found on **page 182**. For head diameters, please report to **page 193**.

# TECHNICAL DATA

## SCHEMATIC LAYOUT FOR THE TORQUE TEST

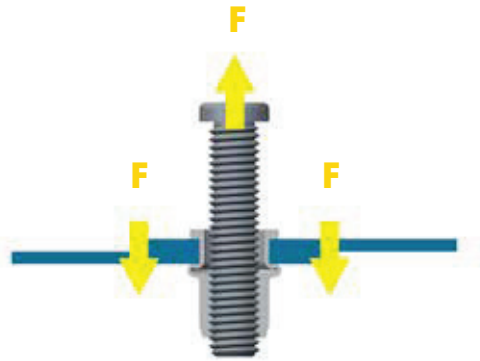
The tightening torque [(Nm) or (lb-ft)] specifies the maximum torque with which the screw can be tightened.

For testing, GESIPA® uses screws of the strength class 10.9 or higher that are free of all lubricants. A hardened washer is used as the clamping part. The test is carried out in the lower and the upper clamping range, where the blind rivet nuts are loaded with the specified torque. Then the screw is screwed out again.



## SCHEMATIC LAYOUT FOR THE THREAD TEAR-OUT TEST

The maximum bearable axial load on the thread is the thread breaking force [(N) and (kp)]. GESIPA® uses screws of the strength class 10.9 or higher that are free of all lubricants for the test. The test takes place in the lower and upper clamping range.



The thread must still turn smoothly in order to pass the test. Then the blind rivet nut is loaded again up to the overtorque.

## THE TIGHTENING TORQUE (NM) AND (LB-FT)

|            | Alu         |         | Steel       |         | Stainless steel A2 / A4 / Monel® |         |
|------------|-------------|---------|-------------|---------|----------------------------------|---------|
|            | Nm          | (lb-ft) | Nm          | (lb-ft) | Nm                               | (lb-ft) |
| <b>M4</b>  | <b>2.5</b>  | 1.8     | <b>3.0</b>  | 2.2     | <b>5.5</b>                       | 4.1     |
| <b>M5</b>  | <b>5.0</b>  | 3.7     | <b>8.0</b>  | 5.9     | <b>14.0</b>                      | 10.3    |
| <b>M6</b>  | <b>9.5</b>  | 7.0     | <b>12.0</b> | 8.9     | <b>27.0</b>                      | 19.9    |
| <b>M8</b>  | <b>17.5</b> | 12.9    | <b>30.0</b> | 22.1    | <b>40.0</b>                      | 29.5    |
| <b>M10</b> | <b>28.0</b> | 20.7    | <b>38.0</b> | 28.0    | -                                | -       |

## THREAD BREAKING FORCE (N) AND (KP)

|            | Alu           |       | Steel         |       | Stainless steel A2 / A4 / Monel® |       |
|------------|---------------|-------|---------------|-------|----------------------------------|-------|
|            | N             | (kp)  | N             | (kp)  | N                                | (kp)  |
| <b>M4</b>  | <b>4,800</b>  | 489   | <b>8,000</b>  | 815   | <b>10,000</b>                    | 1,019 |
| <b>M5</b>  | <b>5,700</b>  | 581   | <b>11,500</b> | 1,172 | <b>15,000</b>                    | 1,529 |
| <b>M6</b>  | <b>9,500</b>  | 968   | <b>18,000</b> | 1,836 | <b>&gt; 25,000</b>               | 2,548 |
| <b>M8</b>  | <b>13,000</b> | 1,325 | <b>28,000</b> | 2,853 | <b>&gt; 30,000</b>               | 3,057 |
| <b>M10</b> | <b>14,000</b> | 1,427 | <b>30,000</b> | 3,057 | -                                | -     |