

GRIPIT

ANCHORS HEAVY STUFF TO DRYWALL



YELLOW
holds up to **130 IBS**

5/8" DRILL BIT
CURTAIN RAILS, BLINDS, MIRRORS



BROWN
holds up to **175 IBS**

3/4" DRILL BIT
LIGHTING, BATHROOM CABINETS, SPEAKERS



RED
holds up to **145 IBS**

3/4" DRILL BIT
SHELVES, CABINETS, SHOWER UNITS



BLUE
holds up to **205 IBS**

1" DRILL BIT
AC UNITS, **WALL MOUNTED TELEVISIONS

US

Gripit Drywall Anchors are designed for use with all types of drywall installations. Using their uniquely designed slim gripping wings, the Gripit anchor folds out in the gap behind the drywall to create a vice-like grip and distribute weight more effectively than conventional plugs or anchors.

BENEFITS

- Suitable for all drywall types (1/2" to 5/8")
- No need for battening, noggings or stud anchors
- Removable and reusable


SHEAR - LOAD INFO

The weight acting downwards on an object hung from a Gripit anchor, which has been installed into a vertical drywall wall. *e.g. the object does not project outwards and sits flat against the wall incl. mirror, pictures, radiators, fixed TV's and brackets.*

	YELLOW	RED	BROWN	BLUE
Safe static load*	130lbs	145lbs	175lbs	205lbs


QUICK AND EASY TO

DRILL IT



Use a flat drill bit to drill a hole in the drywall.

TAP IT




Use a hammer to gently tap the anchor into the drilled hole.
Top tip - ensure arrow on fixing collar is pointing upwards to correctly align fixing in wall.

TURN IT




Use a screwdriver to turn the centre cam and open the wings for super gripping strength.
Top tip - to reuse Gripit, simply reverse the action to close the wings and remove

GRIPIT




YOU'RE READY TO FIX HEAVY STUFF TO THE WALL


FIX



A bracket, fixing plate or hook needs to be placed between the Gripit and the screw before hanging an object.
Do not hang object directly on the screw of a Gripit



ADJUST



Gripit automatically adjusts to drywall thickness.

TENSION - LOAD INFO

The weight applied to the Gripit anchor if 'pulled' away from the wall. *e.g. a light fitting hanging from a ceiling.*

	YELLOW	RED	BROWN	BLUE
Safe static load*	44lbs	44lbs	44lbs	44lbs

TECHNICAL

	YELLOW	RED	BROWN	BLUE
Gripit diameter	5/8"	3/4"	3/4"	1"
Gripit depth	11.5mm	11.5mm	11.5mm	11.5mm
Screw	#6 x 1"	#8 x 1 1/4"	1/4 x 1 1/4" Imperial Bolt	5/16 x 1 1/4" Imperial Bolt
Min. spacing between Gripits (centres)	1"	1.2"	2"	4"

* Independently tested on 5/8" drywall*.

**Not suitable for full motion or cantilever TV brackets.

Do not install on damp, weak, or damaged drywall. Should not be used with objects that have continuous or repetitive loading/unloading, movement, vibration or rotation. Always refer to manufacturer's instructions before fixing any object to drywall with Gripit and use the maximum recommended number of fixings.