

LED Slim Fit Recessed Downlights

CCT SELECTABLE - SQUARE



Five Color Temperatures, One Slim Fit Downlight

Topaz's Slim Fit Recessed Downlight is now 5 CCT selectable. Choose from five color temperatures with one convenient switch, right on the job site. The improved half-inch profile design is approved for IC and non-IC applications. Quick-connects and a remote J-box offer easy installation. Extension cables allow for versatile applications in new construction and retrofit projects.

FEATURES

- 5 CCT selectable switch: 2700K, 3000K, 3500K, 4000K and 5000K
- Enhanced low profile design with 1/2" ultra-thin white aluminum die-cast trim and acrylic lens
- Easy to install with spring clips and quick-connects without the need of housings
- IC Rated, approved for use in insulated ceiling and non-insulated ceiling
- Airtight certified per ASTM-E283
- Remote J-box provides flexibility in mounting
- T24 JA8: Can be used to comply with California Energy Commission's High Efficacy LED light source requirements

SUGGESTED APPLICATIONS

- Retrofit and new construction
- Commercial, residential and multi-family buildings
- Low clearance areas, closets, stairwells, soffits, bathroom, and living areas





Job Name/Title: _____ Catalog Number _____

Contractor: _____ Notes: _____

LED Slim Fit Recessed Downlights

CCT SELECTABLE - SQUARE

GENERAL SPECIFICATIONS

Input Voltage, Frequency: 120V, 60Hz
Power Factor, THD %: >0.95, <14%
Efficacy: up to 70 LPW
Dimmable: Down to 5%
CRI: 90

Functional Life (L70): 50,000 hours
Location Rating: Wet
Ambient Operating Temp: -4°F to 113°F
IC Rated (Insulation Contact)
AT Rated (Airtight)

ITEM SPECIFICATIONS / ORDER INFO

Catalog Number	Order Code	UPC	Lumens	Wattage	Input Current	CCT Selectable	Beam Angle	Title 24 JA8	ENERGY STAR
RDL/4SQ/9/5CTS-46	71130	751338038691	570	9W	0.09A	2700K/3000K/3500K/4000K/5000K	110°	Y	Y
RDL/6SQ/11/5CTS-46	71134	751338038714	770	11W	0.11A	2700K/3000K/3500K/4000K/5000K	110°	Y	Y
RDL/6SQ/15/5CTS-46	71135	751338038721	1,000	15W	0.14A	2700K/3000K/3500K/4000K/5000K	110°	Y	Y

NOMENCLATURE

Example: **RDL/4SQ/9/5CTS-46**

RDL = Recessed Downlight LED / **4SQ** = 4" Square / **9** = 9 Watts / **5CTS** = 5 Color Temperature Selectable
6SQ = 6" Square / **11** = 11 Watts
15 = 15 Watts

ACCESSORIES (SOLD SEPARATELY)

Catalog Number	Order Code	UPC	Description
RDL/CBL/5CTS/6FT-46	71090	751338038684	6' Low Voltage Extension Cable
RDL6-FRAME KIT	77225	751338023093	Frame-In Kit for use with 6" Downlight

ENERGY SAVINGS

Catalog Number	LED Wattage	Incandescent Replacement Wattage	Watts Saved	Yearly Savings	5 Year Savings
Based on 12 hours/day and \$0.11/kWh					
RDL/4SQ/9/5CTS-46	9W	50W	41W	\$20.00	\$99.00
RDL/6SQ/11/5CTS-46	11W	65W	54W	\$26.00	\$130.00
RDL/6SQ/15/5CTS-46	15W	75W	60W	\$29.00	\$145.00

NOTES:

Dimming- This unit is designed to be compatible with most leading-edge type incandescent or LED style dimmers. (Dimming range 100% - 5%). Product performance may vary depending on dimmer manufacturer and circuit loading. Visit www.topaz-usa.com/led-dimmer-compatibility for up-to-date dimmer compatibility information.

Specifications subject to change without prior notice. Replacement wattage shown depends on application and fixture.

This device complies with Part 15 of the FCC Rules. Operation is subject to the following two conditions: (1) this device may not cause harmful interference, and (2) this device must accept any interference received, including interference that may cause undesired operation.

WARNING: Some products included in this specification sheet may be subject to the warning requirements of California's Proposition 65. Please refer to your product packaging for more information.

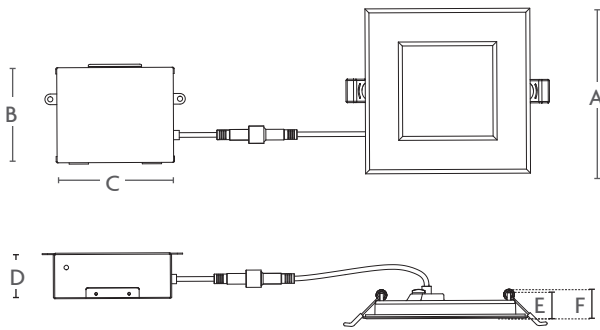
LED Slim Fit Recessed Downlights

CCT SELECTABLE - SQUARE

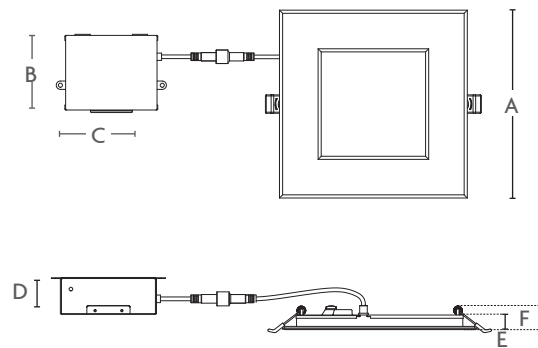
PRODUCT DIMENSIONS / LINE DRAWING

Catalog Number	(A)	(B)	(C)	(D)	(E)	(F)	Cutout Size	Weight
RDL/4SQ/9/5CTS-46	4.88"	2.8"	3.5"	1.3"	0.5"	0.73"	4.49"	0.83 Lbs.
RDL/6SQ/xx/5CTS-46	7.09"	2.8"	3.5"	1.3"	0.5"	0.73"	6.38"	1.16 Lbs.

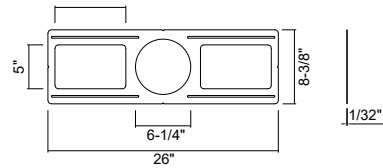
4" Square



6" Square

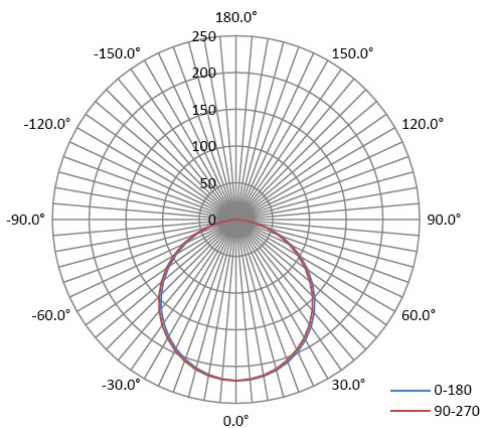


6" Frame Kit

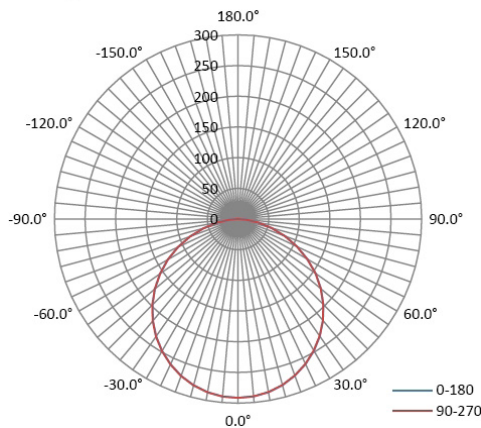


POLAR PLOTS

4" Square 9W



6" Square 11W



6" Square 15W

