



## Commercial Grade Bi-Level Occupancy/Vacancy Sensor

**Model No: DWOS-JD**

### Description

Replaces standard switches for control of lighting and/or fans. Contains two relays to control two independent lighting loads or circuits. The passive infrared sensors work by detecting the difference between heat emitted from the human body in motion and the background space. The sensor switch can turn a load on and hold it as long as the sensor detects occupancy. After no motion is detected for the set time delay, the load turned off automatically.

### Features

- Turn lights ON/OFF automatically (Occupancy Mode)
- Manual ON / automatically OFF (Vacancy Mode)
- Time delay is adjustable from 15 seconds (test mode) to 30 minutes
- Secured ground wire required
- Zero Crossing for long relay life
- Adjustable sensitivity settings
- Light level is adjustable

### Specifications

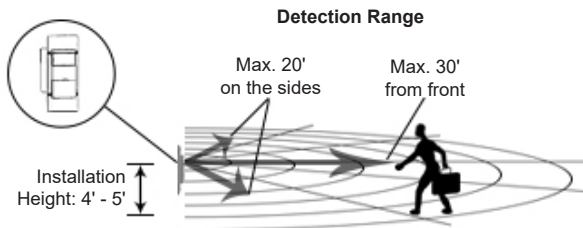
Voltage .....	120/277Vac, 60 Hz
Incandescent .....	800W
Fluorescent.....	800VA@120VAC, 1600VA@277VAC
LED/CFL .....	150W
Motor .....	1/4 HP
Time delay .....	15 Sec to 30 Mins
Light level .....	30 Lux – Daylight
Operating Temperature .....	32 F to 131 F

### Testing & Code Compliance



## COVERAGE

As illustrated below, The DWOS-JD has a 180° detection range with a maximum distance of 30' detection in front of the sensor and 20' on the sides. For maximum results, the sensor must be properly installed between the height of 4' to 5' and away from obstructions such as walls, furniture and transparent barriers like Low-E glass.



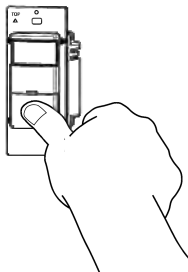
## OPERATION

### Mode Switch: OCCD(ual)/ OCCS(ingle)/ VACD(ual)

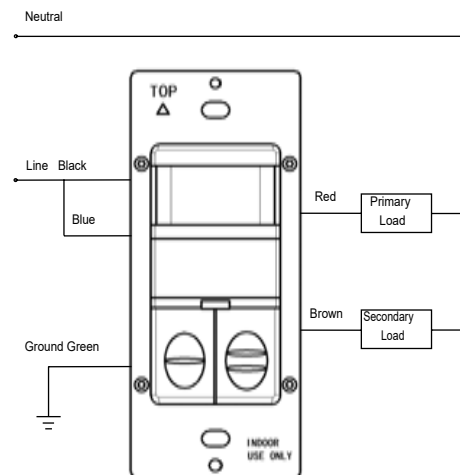
Mode	Position	Description	Push-button function
OCCD	Left	Occupancy Mode: Both Loads Automatic On, Both loads Automatic Off after time delay expires.	Manually toggles On / Off the Loads
OCCS	Center	Primary Load Occupancy Mode: Automatic On, Automatic Off after time delay expires. Secondary Load VAC Mode: Manual On, Automatic Off after time delay expires.	Manually toggles On / Off the loads
VACD	Right	Vacancy Mode: Both Manual On only, Automatic Off after time delay expires.	Manually toggles On / Off the loads.

**Manual ON/OFF Button:** In OCCD, OCCS, or VACD mode, the push buttons may be used to manually turn ON/OFF the loads and time delay will take effect.

NOTE: There is a 5 seconds reset delay after each push of the button to trigger the ON/OFF.

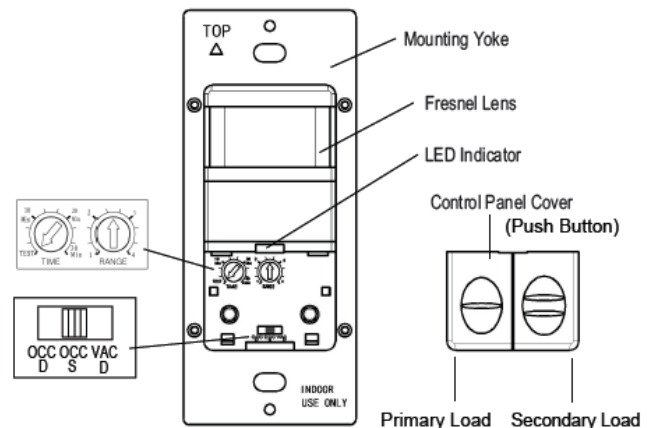


## Installation & wiring:



Wiring Diagram

## Controls



**OCCD Mode:** In this mode, the sensor will automatically turn ON both Loads when motion is detected and automatically turn OFF when the selected time delay has expired.

- Walk-Through Feature:** A "Walk-Through" is when motion is detected for a brief moment of 30 seconds and not again for 2.5 minutes. When a "Walk-Through" is detected, the Load is automatically turned OFF after 2.5 minutes. If motion is detected after the initial 30 seconds, the automatic time delay starts.

**OCCS Mode:** In this mode, the sensor will automatically turn ON the Primary Load when motion is detected and automatically turn OFF when the selected time delay has expired. The Secondary Load can only turn ON manually and will automatically turn OFF after time delay expires.

**VACD Mode:** Both Loads will turn ON ONLY when the push button is used and automatically turns OFF when the selected time delay has expired. If the time delay has expired and the Loads turn OFF, the Loads will turn ON again automatically if motion is detected within 30 seconds.